

*Spares*

**LIST OF SPARE PARTS**

**FOR**

**ROYAL ENFIELD**

**MOTOR CYCLES**

**1140 c.c. MODELS K and KX.**

Issued April 1st, 1937.

**PRICE 1/-**

April 1st, 1937.

A LIST OF  
Spare and Replacement Parts for  
**ROYAL ENFIELD**

MOTOR CYCLES

1140 c.c. MODELS K and KX.

---

Compiled and Published by  
**THE ENFIELD CYCLE Co., LTD.**  
**REDDITCH.**

Telegrams—"Cycles, Phone, Redditch." Telephone—Redditch 121 (5 lines).

**LONDON SHOWROOMS:**  
48, HOLBORN VIADUCT, E.C.1.  
Telegrams—"Jigger, Cent, London."  
Telephone Nos. 5822 and 5823 Holborn.

**LONDON SERVICE DEPOT:**  
49, FARRINGDON STREET, E.C.4.  
Telephone No. 2508 Holborn.

---

*Contractors to H.M. Government, the French and Belgian  
Governments, and the former Russian Imperial  
Military Authorities.*

All prices of Spare and Replacement Parts are subject to revision or modification, at our discretion, without notice.

Our terms are STRICTLY NET CASH WITH ORDER, or cash on receipt of PRO-FORMA INVOICE. Repairs and sundries items cannot be booked. Prices do not include cost of carriage or postage.

Any part or complete motor cycle sent for repair should be consigned CARRIAGE PAID and the sender's name and address should be given in full on the address tally. Parts sent to us carriage forward are liable to be refused, and to lie with the carriers at sender's risk and expense.

Full instructions regarding the necessary repairs to be done, with advice as to the mode of despatch of the machine (or part), should be posted the same day.

When forwarding motor cycles for repair it is advisable to remove all accessories and easily detached fittings, such as lamp, horn, toolbags, etc. Besides facilitating the work of repair, it will also prevent any loss during transit.

Order all parts by the name of the article and the NUMBER PRECEDING IT, also state the number of the engine or machine for which they are intended. The engine number will be found stamped on the crank case and the machine number at the top of the front down tube.

#### GUARANTEE.

We respectfully refer customers to the terms of our guarantee, which appears on page 40 of this list.

When forwarding a complete Motor Cycle, Engine, Carburetter or Magneto with the request that we overhaul the same, we understand by the term "Overhaul" that it is to be entirely dismantled, thoroughly renovated, any worn parts renewed, and put in perfect working order. In case a customer desires only certain parts attended to, full instructions should be given us to that effect, otherwise the cost may be in excess of that anticipated.

#### ESTIMATES AND QUOTATIONS.

When customers send complete Motor Cycles or parts thereof to us for repairs, we are always prepared to furnish estimates before proceeding with the necessary work. At the same time, it must be distinctly understood that we can only give approximate quotations. Frequently, when the actual work is in progress, it is found necessary to replace parts other than those specified in the estimate, as we make a practice of including in such estimates only those items and parts which at the time we consider really essential to put the machine (or parts) in a thoroughly satisfactory condition.

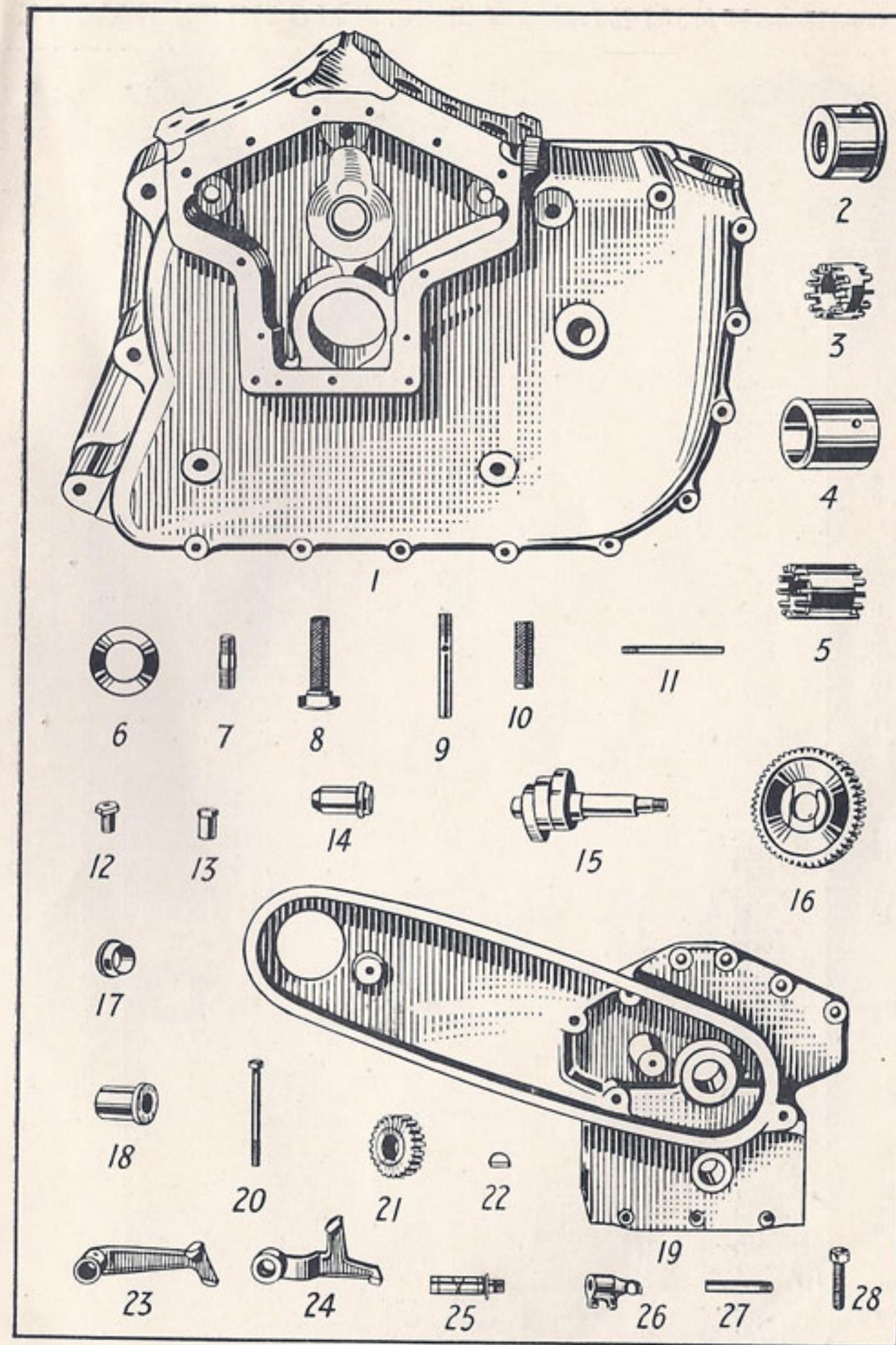
If any estimate prepared in this way is not accepted, we reserve the right to make a nominal charge for taking down and re-assembling any parts necessary in preparing it.

We cannot hold ourselves responsible for loss of, or damage to, any parts lying at our works for repairs, unless instructions to proceed with same are given within twenty-one days of our estimate for the said repairs having been rendered.

All acetylene-welded repairs to crank cases and other aluminium parts are carried out with extreme care, but we cannot give any guarantee with, or accept responsibility for, any parts so treated.

1140 c.c. ROYAL ENFIELD ENGINE.


Illustration No.	Quote this No. and name of part when ordering.	Description.	Price.		
			£	s.	d.
1	22985	Crankcase (timing side) ... ..	4	0	0
	22986	(driving side) ... ..	3	0	0
2	8758	" roller race (timing side) ... ..	0	10	0
3	7502	" " cage (timing side) ... ..	0	3	0
4	23042	" " race (driving side) ... ..	0	4	6
5	23043	" " cage (driving side) ... ..	0	3	0
	S.E.342	" roller (per doz.) ... ..	0	3	0
6	12573	" bearing end washer ... ..	0	0	6
	141688	" " felt washer ... ..	0	0	2
	15459	" " thrust washer (thick) ... ..	0	0	6
	141716	" " " (thin) ... ..	0	0	3
7	141681	" cylinder stud ... ..	0	0	6
	10994	" " nut ... ..	0	0	2
8	24173	" oil plug and filter ... ..	0	2	0
	24178	" " washer ... ..	0	0	1
9	13919	" " filter stud ... ..	0	0	6
10	13995	" " gauze ... ..	0	0	6
	19670	" " filler cap ... ..	0	2	0
	18275	" " collar ... ..	0	1	0
11	23051	Tappet rod ... ..	0	0	6
12	15504	" body ... ..	0	1	0
13	19486	" head ... ..	0	0	9
	14403	" " locknut ... ..	0	0	4
14	23052	" guide ... ..	0	2	6
15	19767	Camshaft ... ..	1	0	0
16	19762	" wheel ... ..	0	6	0
17	19763	" bush (crankcase) ... ..	0	1	6
18	13796	" " (timing cover) ... ..	0	2	6
19	22987	Timing gear cover ... ..	2	15	0
	23082	" " joint washer ... ..	0	0	6
	23469	" " stud (long) ... ..	0	0	2
	16610	" " " (short) ... ..	0	0	2
	"U" Patt. 82	" " nut ... ..	0	0	1
	82	" " washer ... ..	0	0	1
20	23470	" " screw (long) ... ..	0	0	2
	23471	" " " (short) ... ..	0	0	2
21	19761	" pinion ... ..	0	5	0
22	3511	" key ... ..	0	0	4
23	19768	Inlet valve rocker (front cylinder) ... ..	0	7	6
	19769	" " (rear cylinder) ... ..	0	7	6
24	8890	Exhaust " (front cylinder) ... ..	0	6	6
	8889	" " (rear cylinder) ... ..	0	6	6
	8762	Inlet valve rocker distance piece (long) ... ..	0	0	3
	9163	" " " (short) ... ..	0	0	2
25	8757	Valve rocker spindle ... ..	0	2	0
	7340	" " nut ... ..	0	0	2
	8894	" " washer ... ..	0	0	1
26	24191	" lifter (front cylinder) ... ..	0	2	6
	24192	" " (rear cylinder) ... ..	0	2	6
27	23049	" spindle ... ..	0	0	2
	21800	" cable nipple ... ..	0	0	1
28	21872	" adjusting screw ... ..	0	0	2
	24161	" return spring ... ..	0	0	2



See opposite page for description and price..

ENGINE—continued.

Illustration No.	Quote this No. and name of part when ordering.	Description.	Price.
1	22983	Cylinder barrel with valve guides (front)	£ 3 5 0
	22984	" " " " (rear)	3 5 0
2	23080	" " joint washer	0 0 2
3	23826	" head (front)	1 5 0
	23827	" (rear)	1 5 0
4	15666	" " joint washer	0 2 0
5	16714	" " plug	0 0 2
	16715	" " washer	0 0 1
	19424	" " stud (long)	0 0 4
	19425	" " (short)	0 0 4
	16749	" " nut (long)	0 0 3
	7216	" " (short)	0 0 2
6	8752	Valve	0 5 0
7	10704	" guide	0 2 6
8	7034	" spring	0 1 0
9	11886	" cup	0 0 8
10	7036	" collar	0 0 8
	7041	" cotter	0 0 2
11	23083	" cover	0 1 0
	21834	" " joint washer	0 0 6
	24259	" " stud	0 0 4
	17385	" " nut	0 0 6
	22217	" " leather washer	0 0 1
	14611	" " spring washer	0 0 1
12	15651	Induction pipe	0 5 0
13	15661	" flange	0 1 6
	18927	" " pin	0 0 3
	14611	" " washer	0 0 1
14	7062	" collar	0 1 3
	16425	" joint washer	0 0 1
	16418	" stud for carburettor	0 0 3
	16717	" nut	0 0 2
	14611	" washer	0 0 1
15	16318	" joint washer for carburettor	0 0 2
16	18652	Piston complete with gudgeon pin and rings	1 5 0
17	14544	" ring	0 1 6
	23861	" (scraper)	0 2 0
18	14507	Gudgeon pin	0 3 6
19	14508	" keeper ring	0 0 1
	10602	Connecting rod with bushes (plain)	1 0 0
20	10764	" " (forked)	1 10 0
21	8761	" " small end bush	0 2 6
	141542	" " big end bush (plain rod)	0 5 6
22	141637	" " (forked rod) (per pair)	0 5 6
	S.E.342	" " bearing roller (per doz.)	0 3 0
23	8785	" " cage (plain rod)	0 2 6
24	141530	" " (forked rod)	0 1 6
	141544	" " thrust washer	0 0 6
25	22988	Magdyno chain cover	0 10 0
	23030	" " joint washer	0 0 6
	13548	" " screw (long)	0 0 2
	14000	" " (short)	0 0 2
26	12885	" driving sprocket	0 2 6
	19815	" " nut	0 0 2

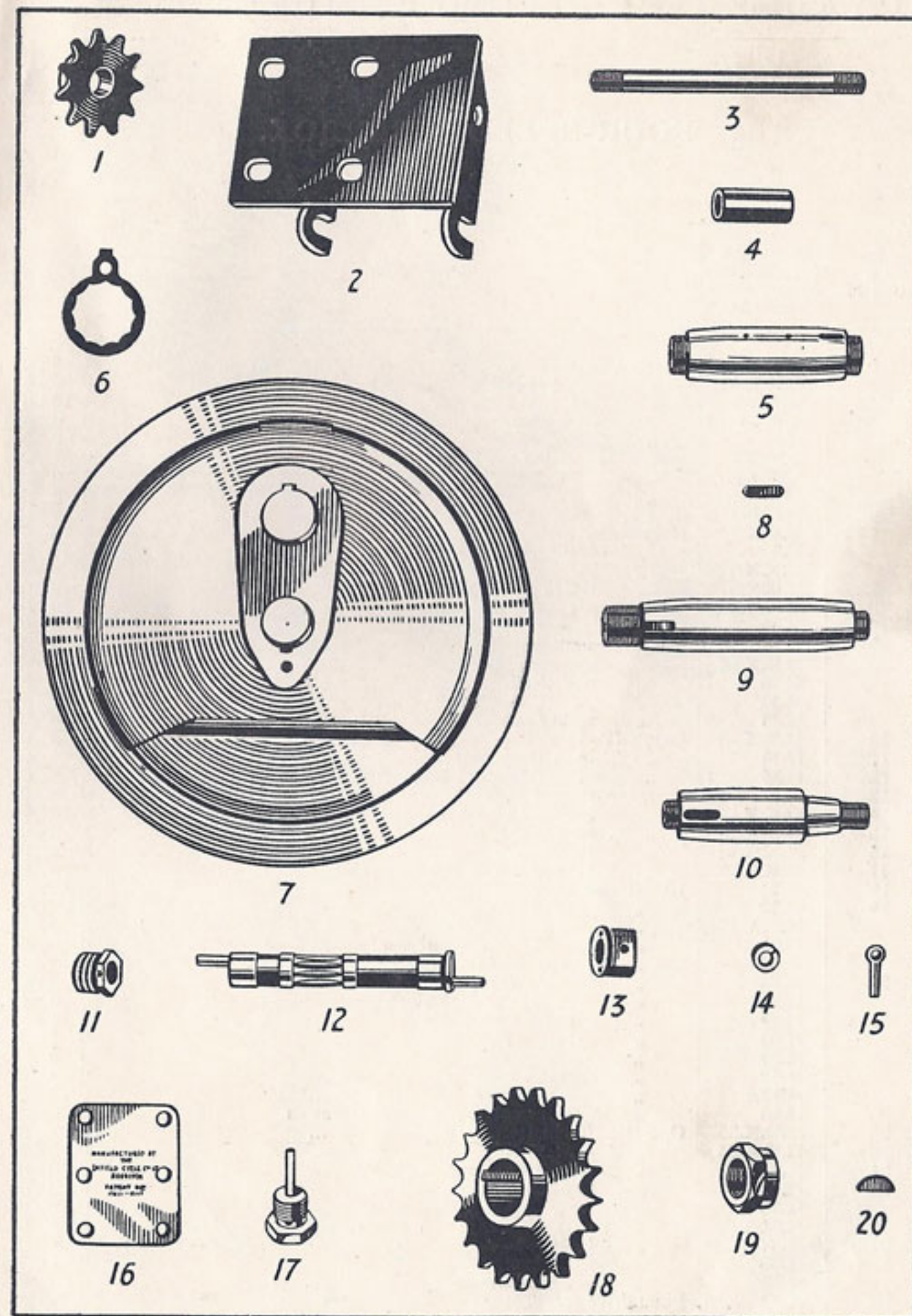


See opposite page for description and price.

ROYAL ENFIELD 1140 c.c. MOTOR CYCLE

ENGINE—continued.

Illustration No.	Quote this No. and name of part when ordering.	Description.	Price.
1	14833	Magdyno sprocket ... ..	£ 0 s. 3 d.
	14538	" " nut ... ..	0 0 3
2	23053	" platform ... ..	0 4 0
3	23347	" stud, $\frac{3}{8}$ " dia., 5" long ... ..	0 0 6
	11186	" " " " $\frac{3}{8}$ " dia., 5 $\frac{1}{2}$ " " ... ..	0 0 6
4	23337	" " " distance tube, 1 $\frac{1}{2}$ " long ... ..	0 0 3
	23713	" " " " 2 $\frac{3}{8}$ " " " ... ..	0 0 3
	23338	" " " " 2 $\frac{3}{8}$ " " " ... ..	0 0 3
	23336	" " " " 2 $\frac{1}{8}$ " " " ... ..	0 0 4
	6250	" " " washer ... ..	0 0 1
	"A" Patt.	" " " nut ... ..	0 0 2
	14612	" " " washer ... ..	0 0 1
5	23046	Crank pin ... ..	0 8 0
	141545	" " nut ... ..	0 0 6
6	141638	" " locking washer ... ..	0 0 2
	C.3112	" " set screw ... ..	0 0 2
7	23044	Flywheel timing side ... ..	1 5 0
	23045	" driving side ... ..	1 5 0
8	141677	" key ... ..	0 0 3
9	23041	Driving shaft ... ..	0 8 0
10	23047	Timing shaft ... ..	0 7 6
	141546	Nut for shafts ... ..	0 0 6
	141639	" locking washer ... ..	0 0 2
	C.3112	" set screw ... ..	0 0 2
11	24284	Oil pump worm ... ..	0 1 0
12	24280	" spindle (upper) ... ..	0 4 6
	24281	" (lower) ... ..	0 4 6
13	22135	" disc (feed, upper) for $\frac{3}{16}$ " plunger ... ..	0 2 6
	13904	" (feed, lower) for $\frac{1}{4}$ " " ... ..	0 2 6
	14462	" (return) ... ..	0 2 6
14	7326	" spring ... ..	0 0 2
15	22134	" plunger (feed $\frac{3}{16}$ " dia.) ... ..	0 1 0
	13906	" (feed $\frac{1}{4}$ " dia.) ... ..	0 1 0
	14461	" (return) ... ..	0 1 0
16	23033	" cover ... ..	0 1 6
	23034	" washer ... ..	0 0 2
	8189	" screw ... ..	0 0 1
17	24298	" feed plug ... ..	0 1 3
	24289	" washer ... ..	0 0 1
	23343	" cork washer ... ..	0 0 1
18	23036	Engine sprocket 21T. Model K. with sidcar ... ..	0 7 6
	23037	" 22T. " K.X. " ... ..	0 7 6
	23039	" 24T. " K. solo ... ..	0 7 6
	23040	" 25T. " K.X. solo ... ..	0 7 6
19	11713	" nut ... ..	0 0 6
20	145633	" key ... ..	0 0 3

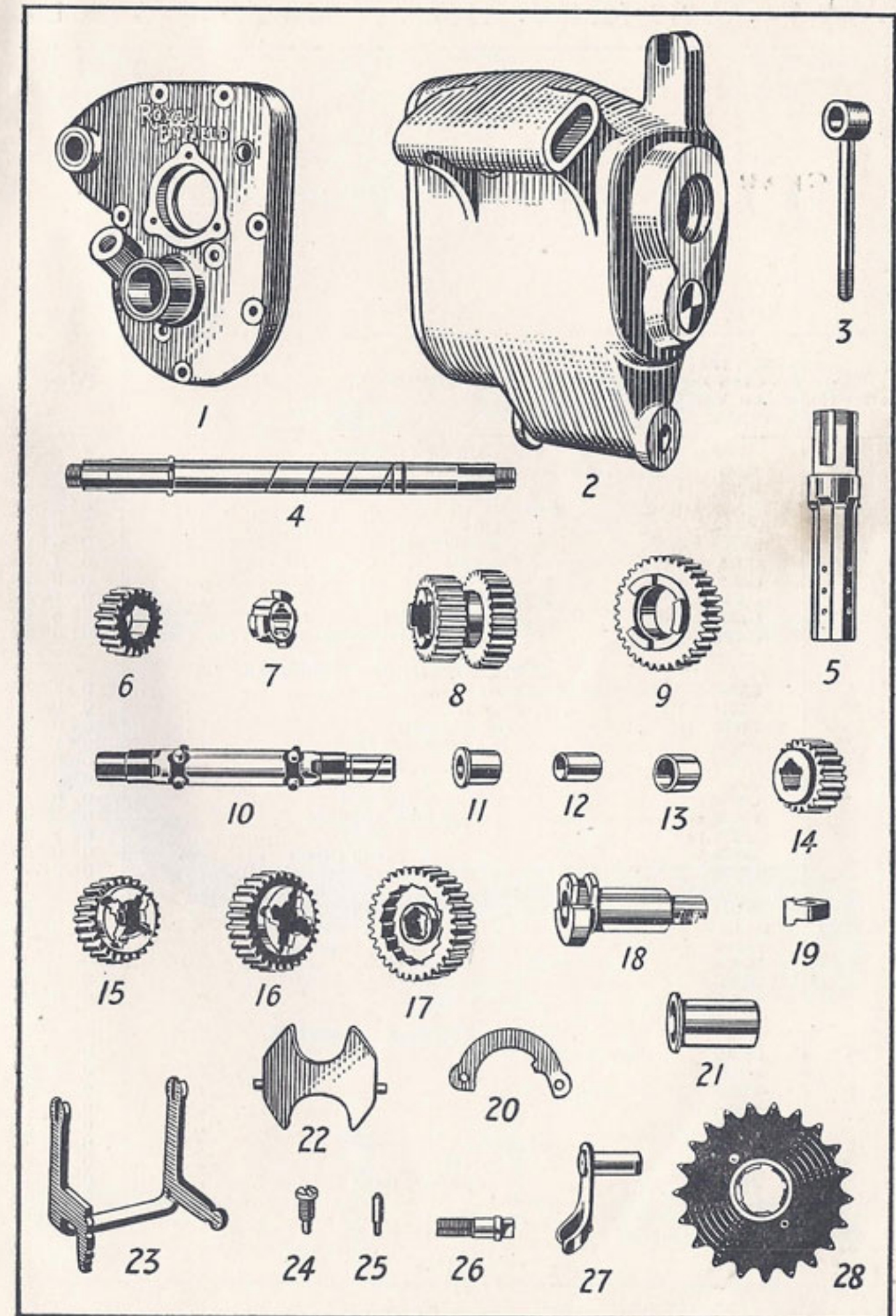


See opposite page for description and price.

ROYAL ENFIELD 1140 c.c. MOTOR CYCLE

FOUR-SPEED GEARBOX.

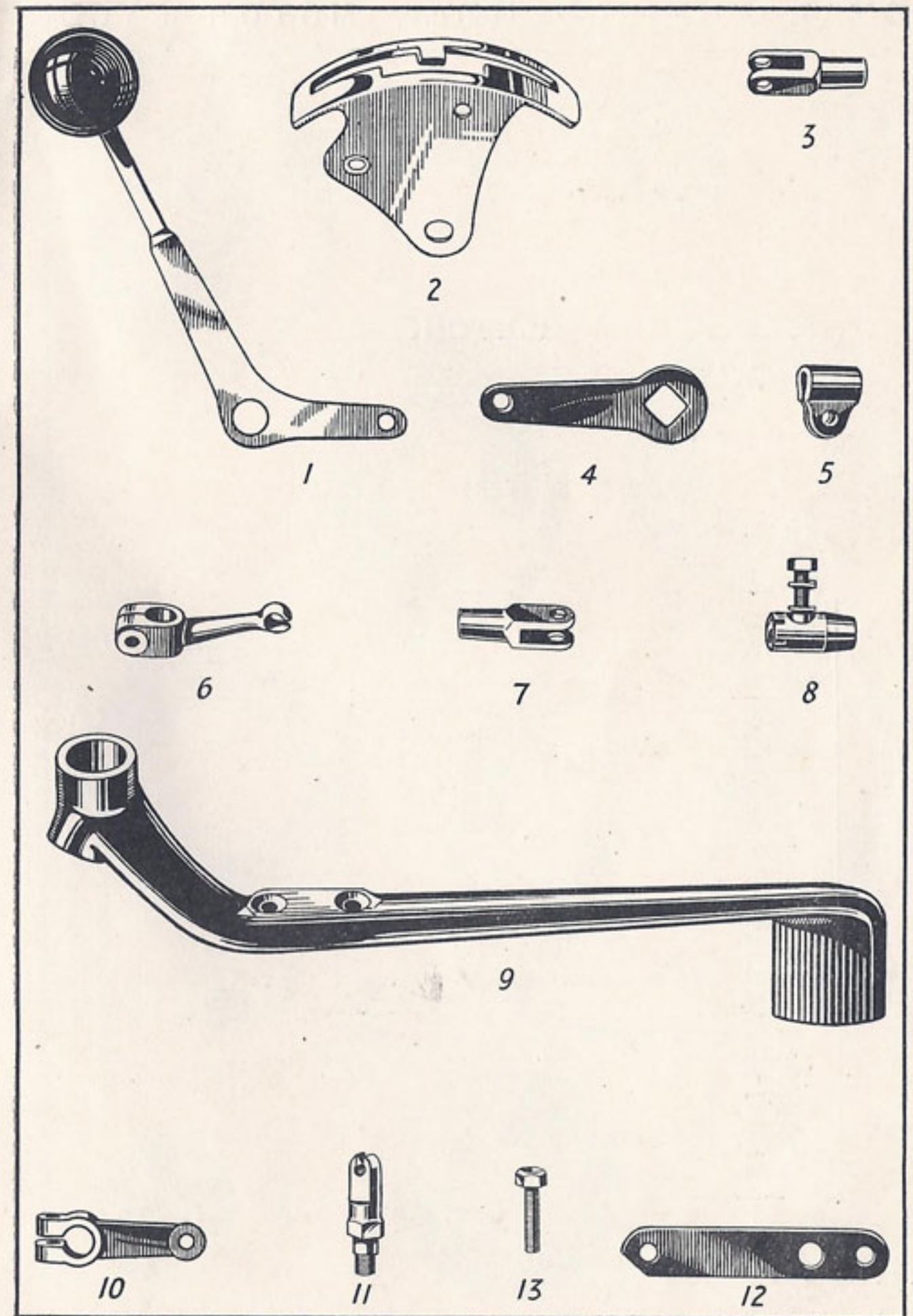
Illustration No.	Quote this No. and name of part when ordering.	Description.	Price.		
			£	s.	d.
1	H.K.X.1	Gearbox cover	1	6	6
	H.K.X.54	" " pin (each)	0	0	3
2	H.K.X.2	" case	1	16	0
	H.3	" felt washer	0	0	4
	H.4	" dished washer	0	0	4
3	23068	" adjusting eye bolt	0	1	0
	"A" Patt. 4706	" " " nut	0	0	2
	23350	" " " locknut	0	0	2
		" " " washer	0	0	2
4	H.K.X.7	Mainshaft	1	12	0
	H.5	" ball race (large)	0	13	6
	H.K.X.6	" " (small)	0	9	6
5	H.K.X.8	" sleeve	1	6	0
6	H.K.X.9	" high gear pinion	0	10	0
7	H.10	" " dog	0	5	0
8	H.K.X.11	" sliding pinion	1	9	0
9	H.K.X.12	" low gear pinion	0	15	6
	H.55	" nut (R.H. thread)	0	0	6
	H.56	" (L.H. thread)	0	0	6
	H.57	" spring washer	0	0	2
10	H.K.X.13	Layshaft	1	3	0
11	H.14	" bush (case end)	0	4	0
12	H.15	" (kickstart end)	0	3	0
13	H.16	" splined bush	0	3	6
14	H.K.X.17	" low gear pinion	0	10	0
15	H.K.X.18	" second gear pinion	1	3	0
16	H.K.X.19	" third	1	4	0
17	H.K.X.20	" high gear and kickstart pinion	1	3	0
18	H.21	Kickstarter sleeve	0	18	0
19	H.22	" pawl	0	2	6
	H.22a	" " plunger	0	0	4
	H.23	" " spring	0	0	3
	H.24	" " pivot	0	0	4
20	H.25	" stop plate	0	2	6
	H.26	" " rivet (per pair)	0	0	4
21	H.27	" shaft bush	0	4	6
	H.28	" return spring	0	1	0
	H.29	" " cover	0	2	0
	H.42	" crank	0	8	3
	H.42A	" pedal	0	1	6
	H.43	" cotter pin, nut and washer	0	0	6
22	H.K.X.33	Operator (inside)	0	7	3
23	H.K.X.34	" fork	0	5	3
24	H.36	" anchor pin (long or short)	0	0	8
25	H.62	" locating plunger	0	0	6
	H.63	" " spring	0	0	6
26	H.61	" " box	0	1	0
27	H.37	" lever	0	4	0
	H.38	" bush	0	1	9
	H.39	" securing pin	0	0	6
28	H.49	Final drive sprocket 21T.	0	12	8
	H.K.X.50	" gland nut	0	2	0
	H.51	" locking screw	0	0	1
	H.53	" distance collar	0	1	0



See opposite page for description and price.

GEAR CONTROL AND CLUTCH CONTROL.

Illustration No.	Quote this No. and name of part when ordering.	Description.	Price.
<b>GEAR CONTROL.</b>			
1	H.70	Gear control lever (tank) ... ..	£ 0 3 0
	H.76	" " " spindle, etc. ... ..	0 0 9
2	H.73	" " gate ... ..	0 4 0
	10218	" " " pin ... ..	0 0 2
	15484	" " " packing washer ... ..	0 0 3
	G.92	" " rod and nuts ... ..	0 1 6
3	G.93	" " " yoke end ... ..	0 0 9
4	G.94	" " lever (gearbox) ... ..	0 1 0
5	G.95	" " " knuckle joint ... ..	0 0 6
	G.96	" " " joint cotter and split pin ... ..	0 0 3
<b>CLUTCH CONTROL—MODEL KX.</b>			
6	23327	Clutch operating lever ... ..	0 1 6
	241	" " " pin ... ..	0 0 2
	12490	" " " rod (outside) ... ..	0 0 3
7	10905	" " " connection (top) ... ..	0 1 0
	11179	" " " " pin ... ..	0 0 2
	$\frac{1}{2} \times \frac{1}{8}$ "	" " " " split pin ... ..	0 0 1
	3257	" " " " locknut ... ..	0 0 1
8	15937	" " " ball joint complete ... ..	0 3 0
	12871	" " " " body ... ..	0 1 3
	12873	" " " " cup (fixed) ... ..	0 0 6
	12874	" " " " " (adjustable) ... ..	0 0 9
	$\frac{3}{16} \times \frac{1}{8}$ "	" " " " " split pin ... ..	0 0 1
	12872	" " " " " ball ... ..	0 0 9
	"U" Patt.	" " " " " nut ... ..	0 0 1
	14610	" " " " " spring washer ... ..	0 0 1
9	23326	" " foot pedal ... ..	0 5 0
	23335	" " " bearing tube ... ..	0 0 3
	P.Z.6	" " " grease nipple ... ..	0 0 3
<b>CLUTCH CONTROL—MODEL K.</b>			
10	24102	Clutch operating lever ... ..	0 4 6
	241	" " " " pin ... ..	0 0 2
11	24098	" " cable stop ... ..	0 0 9
	"V" Patt.	" " " " nut ... ..	0 0 1
	14611	" " " " washer ... ..	0 0 1
12	24099	" " " " carrier ... ..	0 1 0
	24103	" " " " " pin ... ..	0 0 3
	24100	" " " " " packing collar ... ..	0 0 4
13	9283	" " " " adjuster ... ..	0 0 6
	"F" Patt.	" " " " " locknut ... ..	0 0 1

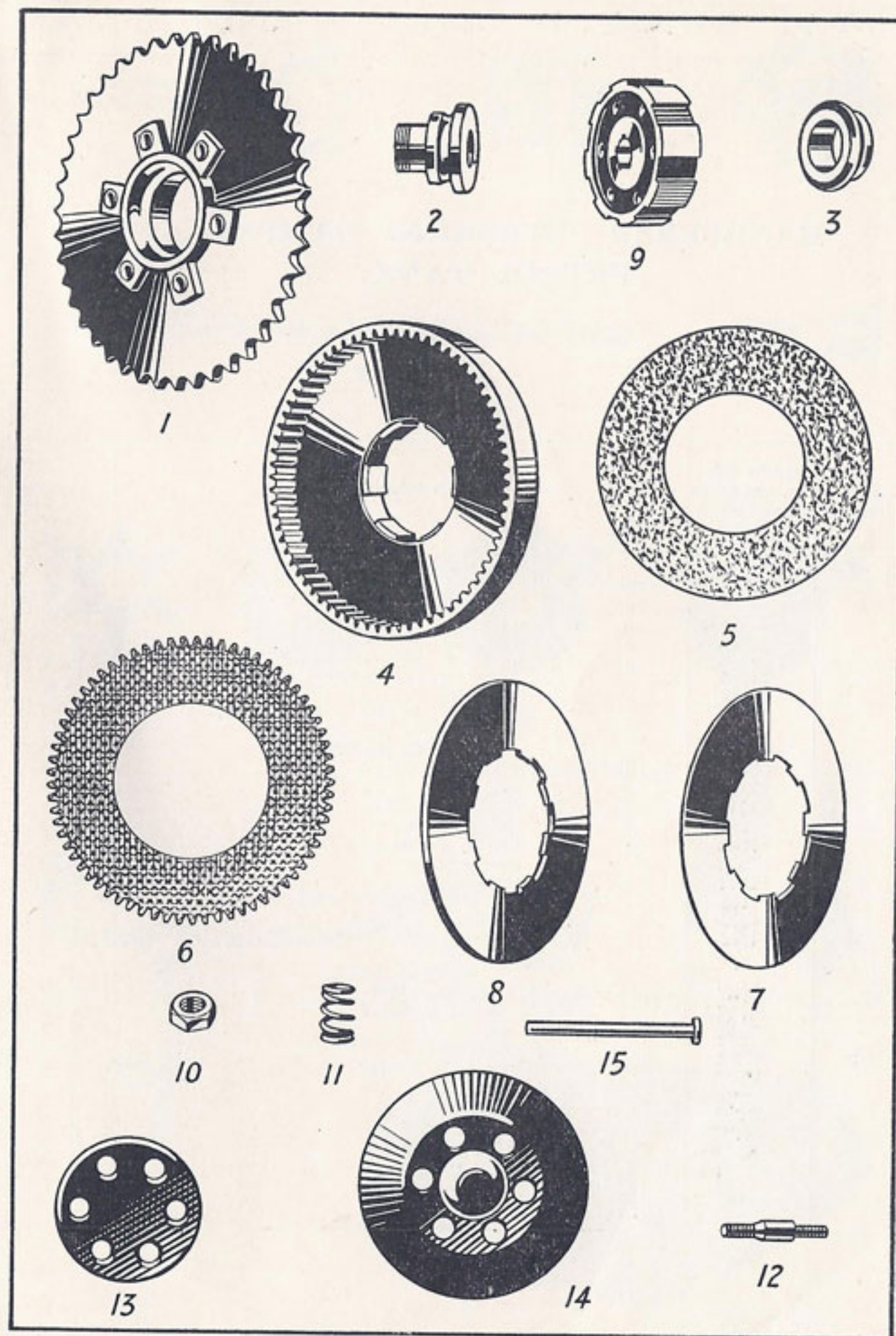


See opposite page for description and price.



CLUTCH.

Illustration No.	Quote this No. and name of part when ordering.	Description.	Price.
1	23162	Clutch sprocket and centre complete	£ 2 5 0
2	23159	" sleeve	0 5 0
3	23160	" cone	0 3 6
	24243	" shim	0 0 3
	$\frac{3}{4}$ " dia.	" balls (per doz.)	0 0 5
	23171	" oil retaining washer (small)	0 0 3
4	23165	drum	0 18 0
	24223	" felt washer	0 0 3
	24224	" steel washer	0 0 6
5	23166	" friction disc (plain)	0 2 6
6	23167	" friction disc	0 3 0
7	24160	sliding plate (steel)	0 3 6
8	23173	back plate	0 2 0
9	23169	centre	0 9 6
10	8425	" attachment nut	0 0 3
	20369	" washer	0 0 1
11	23176	spring	0 0 2
12	23170	" stud	0 0 4
	20189	" nut	0 0 1
13	20188	" retaining plate	0 0 6
14	20185	" pressure plate	0 6 0
15	24213	operating pad	0 0 6
	H.K.X.66	" rod (inside)	0 1 8
	$\frac{1}{8}$ " dia.	" thrust ball	0 0 1



See opposite page for description and price.

HANDLEBAR, STEERING DAMPER AND PETROL TANK.

Illustration No.	Quote this No. and name of part when ordering.	Description.	Price.
<b>HANDLEBAR.</b>			
1	24330	Handlebar bend only	£ 0 s. 15 d. 0
	23744	" attachment clip	0 3 6
	23748	" " clip cap nut	0 0 4
	23747	" " " washer	0 0 2
	15632	" " " pin	0 0 2
2	23745	" " " rubber sleeve	0 0 4
	23743	" " " lug	0 4 6
	23746	" " " 3/8" pin	0 0 2
<b>STEERING DAMPER.</b>			
3	23731	Steering damper adjusting knob	0 3 0
4	23253	" " rod	0 0 6
5	23254	" " centre	0 1 6
6	15252	" " spring washer	0 0 6
7	15248	" " friction washer	0 0 6
8	15250	" " anchor plate	0 0 3
9	15249	" " coupling plate	0 0 3
	251	" " anchor plate pin 1 1/2" long	0 0 2
	4281	" " coupling " " "	0 0 2
	14610	" " plate pin spring washer	0 0 1
<b>PETROL TANK.</b>			
10	23707	Petrol tank only, enamelled black	3 10 0
	23707	" " chromium plated	4 10 0
11	15941	" " filler cap	0 2 6
	23717	" " attachment pin	0 0 3
12	5025	" " " washer	0 0 1
	11281	" " rubber pad	0 0 2
13	20292	" tap and filter complete	0 1 6
	5662	" fibre washer	0 0 1
12	24331	" pipe complete	0 4 6
13	24332	Knee grip with plate (R.H.)	0 2 6
	24333	" " " (L.H.)	0 2 6
	24145	" " pin	0 0 2

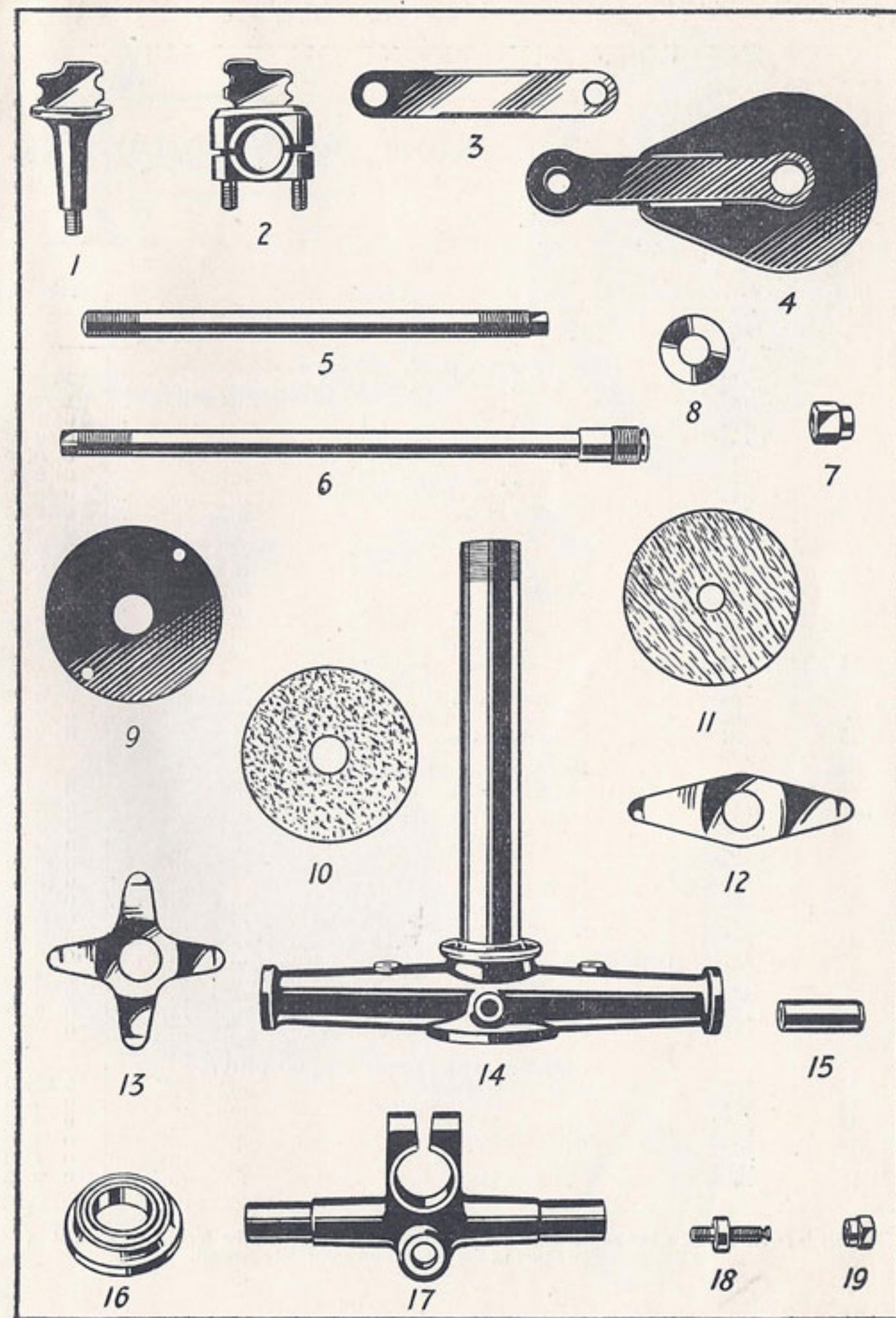


See opposite page for description and price.

ROYAL ENFIELD 1140 c.c. MOTOR CYCLE

FRONT FORK AND FRONT MUDGUARD.

Illustration No.	Quote this No. and name of part when ordering.	Description.	Price.		
			£	s.	d.
<b>FRONT FORK.</b>					
	24334	Front fork, Model K	5	0	0
	24229	" " Model KX	5	0	0
1	23838	Spring	0	6	0
	22838	" stud	0	3	0
	"A" Patt.	" nut	0	0	2
	14612	" washer	0	0	1
2	22833	" clip (bottom) with studs	0	3	0
	13602	" stud	0	0	3
	"D" Patt.	" nut	0	0	2
	14611	" washer	0	0	1
3	24189	Top link (R.H. thread)	0	3	6
	24190	" (L.H. thread)	0	3	6
4	22829	Bottom link with friction plate (R.H. side)	0	3	0
	22832	" (L.H. side)	0	3	0
5	23242	Swivel pin (top)	0	1	6
6	23243	" (bottom)	0	2	6
	23244	" (crown)	0	2	0
	8884	" nut (R.H. thread)	0	0	3
	8885	" (L.H. thread)	0	0	3
7	22951	" (shouldered R.H. thread)	0	0	3
	14463	" knurled washer 7/8" dia.	0	0	2
	24197	" " " 1" dia.	0	0	2
8	17914	" " " 1 1/16" dia.	0	0	3
9	13436	Shock absorber fixed disc	0	0	6
	10188	" " " screw	0	0	1
10	16168	" " friction disc (large hole)	0	0	3
11	13440	" " " (small hole)	0	0	3
12	15857	" " adjusting nut	0	1	0
	16170	" " stop ring	0	0	1
13	24162	" " spring (large hole)	0	1	0
	15638	" " (small hole)	0	1	0
14	24335	Steering stem and crown	0	15	0
	5735	" ball race	0	1	0
15	20580	Bush for crown	0	0	6
16	15242	Ball head clip (bottom)	0	3	0
17	23236	" (top)	0	15	0
	1429	" pin	0	0	4
	"A" Patt.	" nut	0	0	2
	1437	" washer	0	0	1
	1/4" dia.	" balls (per doz.)	0	0	5
	15243	" locknut	0	1	6
	8904	" dust cover	0	0	9
	P.Z.6	Grease nipple (straight)	0	0	3
	P.Z.65	" (angled)	0	0	6
	20607	Rubber buffer	0	0	8
<b>FRONT MUDGUARD.</b>					
	23259	Front mudguard only	0	15	0
	23260	" stay	0	1	6
	251	" pin, 1/4" dia. (top)	0	0	2
	"F" Patt.	" nut	0	0	1
	14610	" washer	0	0	1
	22718	" attachment pin, 5/16" dia.	0	0	2
	14611	" washer	0	0	1
	23261	stand	0	7	6
	20192	" pivot pin	0	0	2
	15771	" nut	0	0	1
	15641	" washer	0	0	1
18	21914	" clip stud	0	0	6
19	6148	" nut	0	0	4
	"V" Patt.	" locknut	0	0	1
	6198	" spring ring	0	0	1
	20811	number plate	0	1	0
	14904	" clip	0	0	6
	14906	" nut	0	0	2
	14905	" packing piece	0	0	2
	5171	" screw	0	0	2



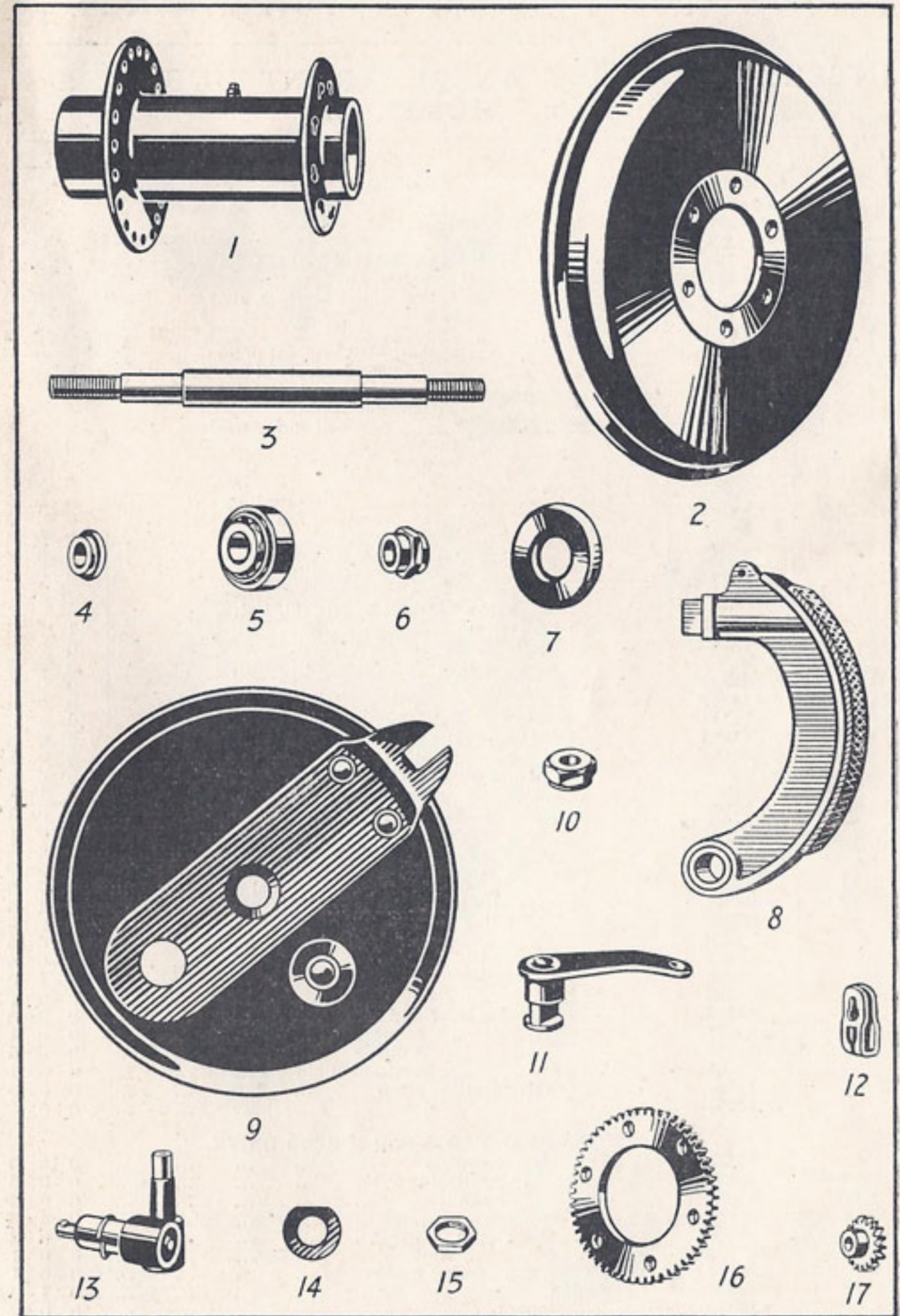
See opposite page for description and price.

ROYAL ENFIELD 1140 c.c. MOTOR CYCLE

FRONT WHEEL AND FRONT BRAKE—MODEL K.

Illus- tration No.	Quote this No. and name of part when ordering.	Description.	Price.
		<b>FRONT WHEEL—MODEL K.</b>	£ s. d.
	24336	Front wheel with hub brake, less tyre ...	4 0 0
	24337	" " only ...	1 15 0
	24338	" " rim ...	0 7 6
	15963	" " spokes, 8 $\frac{1}{2}$ " long, set of 30 ...	0 2 3
	24339	" " " 8 $\frac{1}{2}$ " long, set of 10 ...	0 0 9
	15958	" " " nipples, set of 40 ...	0 2 6
1	24340	" hub with grease nipple, less drum ...	0 15 0
2	23799	" " brake drum ...	0 7 6
	23922	" " " bolt ...	0 0 2
	11509	" " " nut ...	0 0 1
	5975	" " " washer ...	0 0 1
3	23910	" " spindle ...	0 4 6
	19461	" " " nut ...	0 0 3
4	23893	" " sleeve ...	0 0 3
5	24341	" " roller bearing ...	0 9 6
6	14858	" " " adjusting nut ...	0 0 6
	14555	" " " locknut ...	0 0 3
	9484	" " oil retaining felt washer ...	0 0 2
	10655	" " " steel washer ...	0 0 1
7	9244	" " dust excluder ...	0 0 6
		<b>FRONT BRAKE—MODEL K.</b>	
8	11490	Front brake shoe with lining (each) ...	0 7 6
	11478	" " " lining (each)* ...	0 2 6
	9526	" " " rivets (per doz.) ...	0 0 6
	9554	" " " spring ...	0 0 6
	8861	" " " pad ...	0 0 6
9	24342	" " cover plate, less shoes ...	0 5 0
10	23911	" " " distance piece ...	0 0 4
	11203	" " " washer ...	0 0 3
11	24343	" " operating lever and cam ...	0 2 6
	13746	" " " connection pin ...	0 0 1
12	13745	" " " knuckle ...	0 0 3
	13743	" " cable adjusting screw ...	0 0 3
	13744	" " " nut ...	0 0 6
	13747	" " " nipple (brake end) ...	0 0 1
		<b>SPECIAL PARTS FOR SPEEDO DRIVE.</b>	
13	15823	Speedo drive box complete ...	0 12 0
14	15828	" " " positioning nut ...	0 0 6
15	18524	" " " locknut ...	0 0 3
16	13807	" driving wheel ...	0 4 6
17	23898	" pinion ...	0 1 6
	13810	" " taper pin ...	0 0 2

\*It is advised that when new linings are required the brake shoes be forwarded so that the linings can be fitted at the Works and accurately ground.

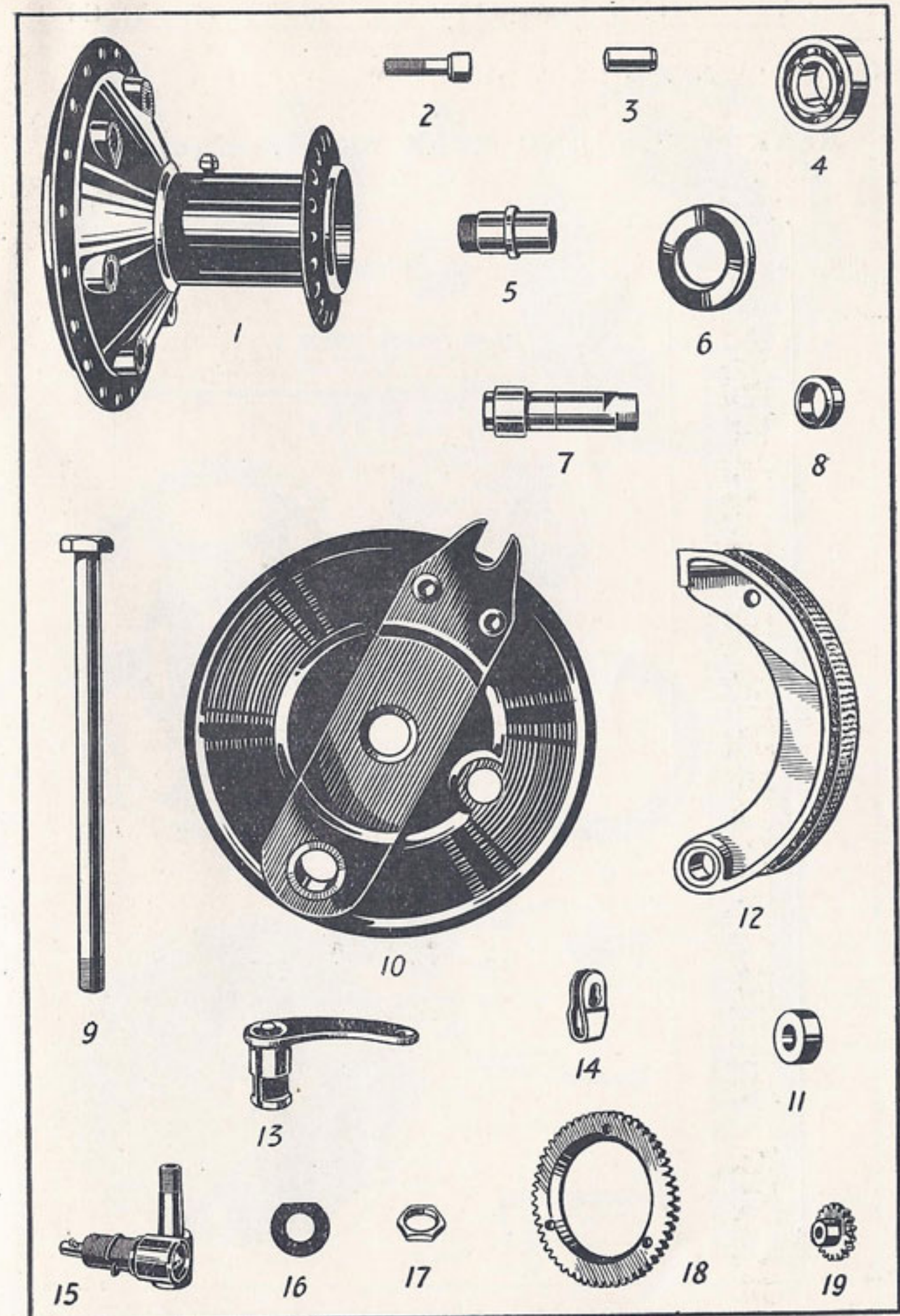


See opposite page for description and price.

ROYAL ENFIELD 1140 c.c. MOTOR CYCLE

INTERCHANGEABLE WHEEL, FRONT HUB, BRAKE, Etc.—MODEL KX.

Illustration No.	Quote this No. and name of part when ordering.	Description.	Price.	
			£	s. d.
<b>INTERCHANGEABLE WHEEL.</b>				
1	24344	Interchangeable wheel complete, less tyre ...	7	10 0
	24344	"    "    only (i.e., less bearings, etc.) ...	3	0 0
	23280	"    "    hub ...	1	17 6
	24338	"    "    rim... ..	0	15 0
	24346	"    "    spokes, 7 1/8" long, set of 20 ...	0	1 6
	24339	"    "    "    8 1/2" long, set of 20 ...	0	1 6
2	15958	"    "    "    nipples, set of 40 ...	0	2 6
	23296	"    "    "    attachment bolt ...	0	0 3
	"    "    "    "    dia.	"    "    "    "    bolt spring washer ...	0	0 1
3	23297	"    "    "    "    coupling peg ...	0	0 1
4	W.5162	"    "    "    "    bearing ...	0	9 6
5	23288	"    "    "    "    "    sleeve ...	0	3 0
	23289	"    "    "    "    "    distance tube ...	0	0 6
	23290	"    "    "    "    "    retaining nut ...	0	0 6
6	23291	"    "    "    "    "    dust excluder ...	0	0 3
	23292	"    "    "    "    "    felt washer (large) ...	0	0 3
	23284	"    "    "    "    "    "    (small) ...	0	0 2
<b>FRONT BRAKE—MODEL KX.</b>				
7	23311	Front hub brake drum ...	1	7 6
	W.5162	"    "    "    bearing ...	0	9 6
	23312	"    "    "    "    sleeve ...	0	4 0
	23307	"    "    "    "    "    nut ...	0	0 3
	23308	"    "    "    "    "    "    washer ...	0	0 3
	23313	"    "    "    "    "    "    retaining nut... ..	0	1 0
	23295	"    "    "    "    "    "    felt washer (large) ...	0	0 2
	23284	"    "    "    "    "    "    "    (small) ...	0	0 2
8	23314	"    "    "    "    "    "    distance piece (L.H. side) ...	0	0 4
9	23317	"    "    "    "    "    "    centre bolt ...	0	1 3
	19461	"    "    "    "    "    "    "    nut... ..	0	0 3
	14455	"    "    "    "    "    "    "    washer ...	0	0 1
10	24347	"    "    "    "    "    "    cover plate complete (less shoes) ...	0	9 6
	23287	"    "    "    "    "    "    "    distance piece (inside) ...	0	0 9
11	23316	"    "    "    "    "    "    "    (outside) ...	0	7 6
12	24001	"    "    "    "    "    "    "    brake shoe with lining (each) ...	0	4 6
	24002	"    "    "    "    "    "    "    lining (each)* ...	0	2 6
	9526	"    "    "    "    "    "    "    rivets (per doz.) ...	0	0 6
	8861	"    "    "    "    "    "    "    pad ...	0	0 6
	23300	"    "    "    "    "    "    "    spring ...	0	1 0
	23301	"    "    "    "    "    "    "    post ...	0	0 1
13	24348	"    "    "    "    "    "    "    operating lever and cam ...	0	3 6
	14472	"    "    "    "    "    "    "    "    screw ...	0	0 1
14	13745	"    "    "    "    "    "    "    "    knuckle ...	0	0 3
	13746	"    "    "    "    "    "    "    "    connection pin ...	0	0 1
	13743	"    "    "    "    "    "    "    "    cable adjusting screw ...	0	0 3
	13744	"    "    "    "    "    "    "    "    "    nut ...	0	0 6
<b>SPECIAL PARTS FOR SPEEDO DRIVE.</b>				
15	15823	Speedo drive box complete ...	0	12 0
16	15828	"    "    "    "    "    "    "    positioning nut ...	0	0 6
17	18524	"    "    "    "    "    "    "    "    locknut ...	0	0 3
18	24053	"    "    "    "    "    "    "    "    driving wheel ...	0	4 6
	6647	"    "    "    "    "    "    "    "    "    pin ...	0	0 2
	"U" Patt.	"    "    "    "    "    "    "    "    "    "    nut ...	0	0 1
	14610	"    "    "    "    "    "    "    "    "    "    spring washer ...	0	0 1
19	23898	"    "    "    "    "    "    "    "    "    "    pinion ...	0	1 6
	13810	"    "    "    "    "    "    "    "    "    "    "    taper pin ...	0	0 2



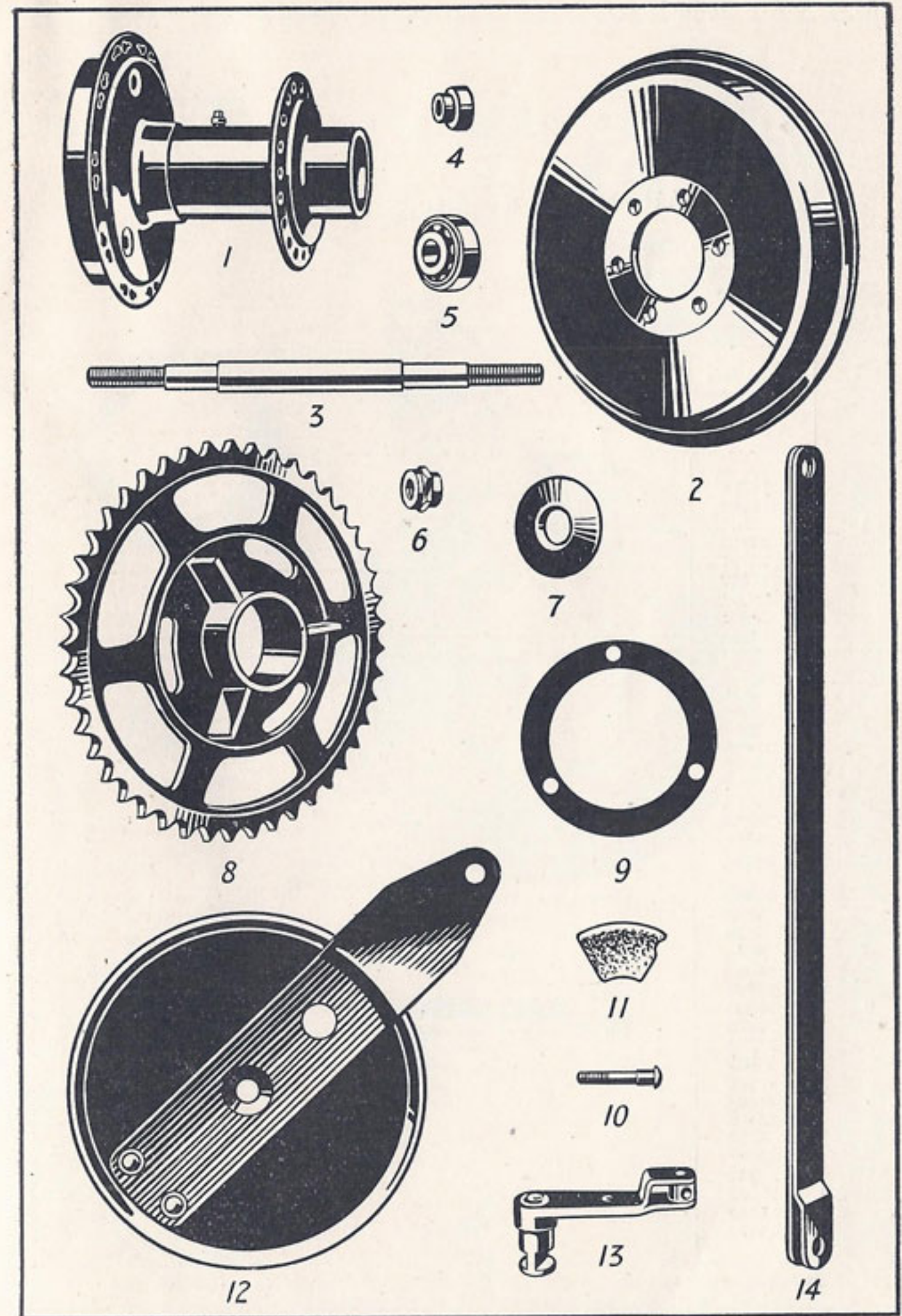
\*It is advised that when new linings are required the brake shoes be forwarded so that the linings can be fitted at the Works and accurately ground.

See opposite page for description and price.

REAR WHEEL AND REAR BRAKE—MODEL K.

Illustration No.	Quote this No. and name of part when ordering.	Description.	Price.
<b>REAR WHEEL, MODEL K.</b>			
1	24349	Rear wheel with cush drive and brake, less tyre	£ 5 0 0
	24350	" " only	1 17 6
	24338	" " rim	0 7 6
	24339	" " spokes, 8½" long, set of 30	0 2 3
	15962	" " " 7½" long, set of 10	0 0 9
	15958	" " " nipples, set of 40	0 2 6
2	24351	" hub with grease nipple, less drum	0 18 0
	23799	" brake drum	0 7 6
	23922	" " bolt	0 0 2
	11509	" " nut	0 0 1
	5975	" " washer	0 0 1
3	23907	" spindle	0 6 0
	23905	" nut	0 0 6
4	12973	" sleeve	0 0 6
5	24341	" roller bearing	0 9 6
6	14858	" adjusting nut	0 0 6
	14555	" locknut	0 0 2
	9484	" oil retaining felt washer (thick)	0 0 2
	10656	" " " (thin)	0 0 2
	10655	" " steel washer	0 0 1
7	5605	" dust excluder	0 0 9
8	8836	" driving sprocket	0 18 0
9	10097	" " lockring	0 2 0
10	10095	" " pin	0 0 4
	"D" Patt.	" " nut	0 0 2
	5876	" " locknut	0 0 2
	7915	" " washer	0 0 1
11	10462	" " cush rubber (set of 6)	0 6 0
<b>REAR BRAKE, MODEL K.</b>			
	11490	Rear brake shoe with lining and pad (each)	0 7 6
	11478	" " lining (each)*	0 2 6
	9526	" " rivets (per doz.)	0 0 6
	9554	" " spring	0 0 6
	8861	" " pad	0 0 6
12	24352	" cover plate complete (less shoes)	0 5 0
	15027	" " distance piece	0 0 6
	11203	" " spacing washer	0 0 3
13	24353	" operating lever and cam	0 4 0
	23953	" foot pedal	0 5 0
	23335	" bearing tube	0 0 3
	24101	" stop	0 0 9
	23956	" operating rod	0 1 0
	107	" washer	0 0 1
	¾" x ½"	" split pin	0 0 1
	23359	" adjusting nut	0 0 9
14	23263	" tie rod	0 2 0
	15352	" pin	0 0 2
	15312	" nut	0 0 2
	14613	" washer	0 0 1

\* It is advised that when new linings are required the brake shoes be forwarded so that the linings can be fitted at the Works and accurately ground.




See opposite page for description and price.

ROYAL ENFIELD 1140 c.c. MOTOR CYCLE

REAR BRAKE, Etc.—MODEL KX.

Illustration No.	Quote this No. and name of part when ordering.	Description.	Price.			
			£	s.	d.	
1	23278	Rear hub brake drum and sprocket ... ..	2	5	0	
	W.5162	" " bearing ... ..	0	9	6	
	23294	" " sleeve ... ..	0	4	6	
	23810	" " nut ... ..	0	0	6	
	23308	" " washer ... ..	0	0	3	
	23295	" " felt washer (large) ... ..	0	0	2	
	23285	" " cup ... ..	0	0	9	
	2	23286	" " retaining ring ... ..	0	0	6
		23284	" " (small) ... ..	0	0	2
	3	23293	" " distance piece (R.H. side) ... ..	0	0	6
		23309	" " centre bolt ... ..	0	2	6
	4	23811	" " nut ... ..	0	0	6
23819		" " washer ... ..	0	0	3	
23279		" " cush drive centre ... ..	0	15	0	
5	23281	" " bolt ... ..	0	0	6	
	19870	" " nut ... ..	0	0	1	
	$\frac{1}{16}$ " dia.	" " spring washer ... ..	0	0	1	
	23283	" " lockring ... ..	0	1	6	
	23282	" " rubber (set of 6) ... ..	0	6	0	
	6	24354	" " cover plate complete (less shoes) ... ..	0	6	0
		23287	" " distance piece (inside) ... ..	0	0	8
	7	23306	" " (outside) ... ..	0	0	9
		24001	" " brake shoe with lining (each) ... ..	0	7	6
	8	24002	" " lining (each)* ... ..	0	2	6
9526		" " rivets (per doz.) ... ..	0	0	6	
8861		" " pad ... ..	0	0	6	
23300		" " spring ... ..	0	1	0	
23301		" " post ... ..	0	0	1	
9		24355	" " operating lever and cam ... ..	0	3	0
		14472	" " screw ... ..	0	0	1
10		23270	" " rod ... ..	0	1	0
		107	" " washer ... ..	0	0	1
		$\frac{3}{4}$ " x $\frac{1}{8}$ "	" " split pin ... ..	0	0	1
	23359	" " adjusting nut ... ..	0	0	9	
11	23325	" " foot pedal ... ..	0	4	6	
	8350	" " spindle nut ... ..	0	0	3	
	22007	" " washer ... ..	0	0	1	
12	23263	" " tie rod ... ..	0	2	0	
	15352	" " pin ... ..	0	0	2	
	15312	" " nut ... ..	0	0	2	
	14613	" " washer ... ..	0	0	1	

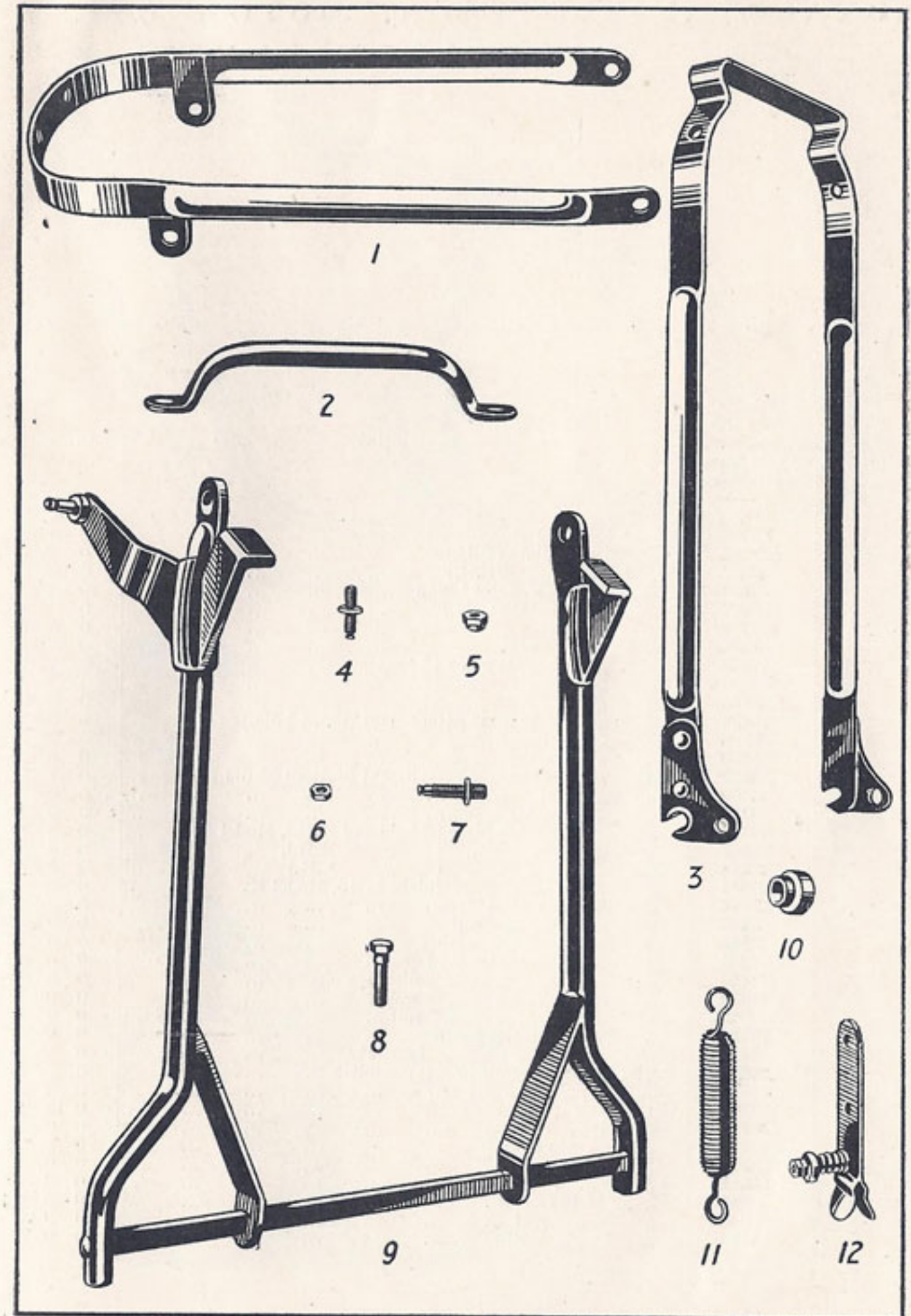
\* It is advised that when new linings are required the brake shoes be forwarded so that the linings can be fitted at the Works and accurately ground.



See opposite page for description and price.

REAR MUDGUARD, REAR STAND, Etc.

Illus- tration No.	Quote this No. and name of part when ordering.	Description.	Price.
<b>REAR MUDGUARD.</b>			
1	23204	Rear mudguard (fixed half) ... ..	£ 0 6 6
	23205	" (detachable half) ... ..	0 7 6
	23206	" handlestay ... ..	0 2 6
	251	" " " 1/4" pin, 1/2" long ... ..	0 0 2
	"F" Patt.	" " " nut ... ..	0 0 1
	14610	" " " washer ... ..	0 0 1
	20943	" " " 3/16" pin, 3/8" long ... ..	0 0 2
	"D" Patt.	" " " nut ... ..	0 0 2
	14611	" " " washer ... ..	0 0 1
	21147	" lifting handle ... ..	0 1 6
	23208	" bottom stay ... ..	0 2 6
	251	" " " 1/4" pin, 1/2" long ... ..	0 0 2
"F" Patt.	" " " nut ... ..	0 0 1	
14610	" " " washer ... ..	0 0 1	
22730	" chainstay strap pin ... ..	0 0 2	
"V" Patt.	" " " nut... ..	0 0 1	
14611	" " " washer ... ..	0 0 1	
20045	" backstay stud (top) ... ..	0 0 6	
20971	" " " nut ... ..	0 0 1	
15771	" " " 1/8" locknut ... ..	0 0 1	
6198	" " " spring ring ... ..	0 0 1	
15768	" " " (bottom) ... ..	0 0 6	
6148	" " " nut ... ..	0 0 4	
7345	" " " 3/8" locknut ... ..	0 0 2	
6198	" " " spring ring ... ..	0 0 1	
23352	" strap pin (fixed half) ... ..	0 0 2	
"V" Patt.	" " " nut ... ..	0 0 1	
F.193	" " " washer ... ..	0 0 1	
14826	" " " packing collar ... ..	0 0 1	
17490	" number plate ... ..	0 2 6	
251	" " " 1/4" pin ... ..	0 0 2	
"F" Patt.	" " " nut ... ..	0 0 1	
14610	" " " washer ... ..	0 0 1	
253	" " " 3/16" pin ... ..	0 0 2	
"S" Patt.	" " " nut ... ..	0 0 1	
14609	" " " washer ... ..	0 0 1	
<b>REAR STAND.</b>			
9	23212	Rear stand complete ... ..	0 18 6
	13683	" pivot bolt ... ..	0 0 2
"V" Patt.	" " " nut ... ..	0 0 1	
14611	" " " spring washer ... ..	0 0 1	
13682	" " " bush ... ..	0 0 2	
15934	" double coil spring washer ... ..	0 0 2	
24322	" return spring ... ..	0 0 9	
24324	" " " anchor stud ... ..	0 0 2	
15879	" clip complete ... ..	0 2 6	
251	" " " 1/4" pin ... ..	0 0 2	
"F" Patt.	" " " nut ... ..	0 0 1	
14610	" " " washer ... ..	0 0 1	



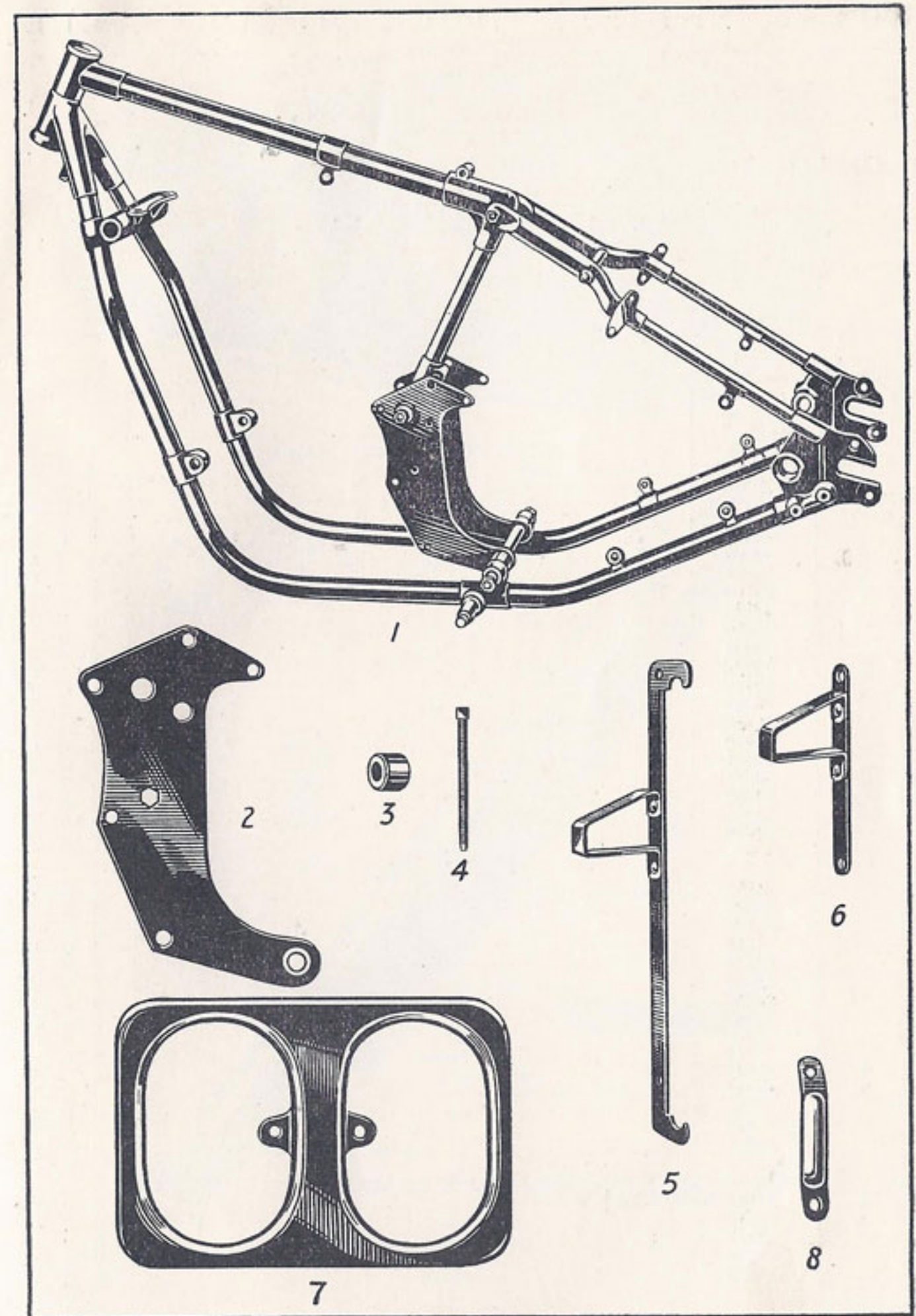
See opposite page for description and price.



ROYAL ENFIELD 1140 c.c. MOTOR CYCLE

FRAME AND CARRIER.

Illustration No.	Quote this No. and name of part when ordering.	Description.	Price.
1	23056	Frame complete	£ 12 0 0
2	23067	engine plate (R.H.)	0 4 6
	23217	" (L.H.)	0 4 6
	23704	stud (rear, top $\frac{3}{8}$ " dia.)	0 0 6
	23917	" (front, $\frac{3}{8}$ " dia.)	0 0 9
	8350	nut	0 0 3
	8351	washer	0 0 1
	24032	distance piece 1" long	0 0 4
	23705	" "	0 0 4
	23706	" "	0 0 3
	14176	for gearbox attachment (top, $\frac{1}{2}$ " dia.)	0 0 6
	7598	nut	0 0 3
	15380	washer	0 0 1
	23349	for gearbox attachment (bottom $\frac{3}{8}$ " dia.)	0 1 3
	8350	nut	0 0 3
	8351	washer	0 0 1
3	23954	distance piece (shouldered R.H.), Model K.	0 0 6
	23267	" " " R.H.), " KX.	0 0 6
	23268	" " " L.H.)	0 0 6
	24084	" " (plain L.H.), Model K.	0 0 6
	13782	backstay stud	0 0 9
	1898	nut	0 0 3
	1846	washer	0 0 1
	23351	bridge stud	0 0 6
	23266	distance piece	0 0 4
	14612	washer	0 0 1
	"A" Patt.	nut	0 0 2
4	19372	chain adjuster screw	0 0 4
	5876	locknut	0 0 2
5	24029	Battery support strap (front) complete	0 2 3
6	23074	" (rear)	0 0 9
7	15763	Carrier top	0 10 0
8	20800	leg	0 0 4
	14445	pin (top)	0 0 2
	"V" Patt.	nut	0 0 1
	14611	washer	0 0 1
	251	$\frac{1}{4}$ " pin	0 0 2
	"F" Patt.	nut	0 0 1
	14610	washer	0 0 1




See opposite page for description and price.

ROYAL ENFIELD 1140 c.c. MOTOR CYCLE

CHAIN COVERS, CHAINS, ENGINE STUDS AND ATTACHMENTS.

Illustration No.	Quote this No. and name of part when ordering.	Description.	Price.
<b>CHAIN COVERS AND CHAINS.</b>			
1	23196	Chaincase complete	£ 2 5 0
	23376	" clutch dome	0 3 0
	6631	" " " screw	0 0 1
	14609	" " " washer	0 0 1
	22709	" main joint washer (rubber)	0 2 6
2	22707	" spigot washer (rubber)	0 0 6
3	22708	" inspection cover washer (rubber)	0 0 3
4	22992	" felt washer	0 0 3
	12659	" attachment pin	0 0 2
	22937	" " plain washer	0 0 1
5	22938	" " leather "	0 0 1
6	23245	Driving chain cover	0 7 6
7	23716	" " " clip	0 0 6
	251	" " " 1/4" pin	0 0 2
	"U" Patt.	" " " " nut	0 0 1
	14610	" " " " washer	0 0 1
	13691	" " " 3/16" pin	0 0 2
	14611	" " " " washer	0 0 1
	24357	Front chain	0 8 6
	24358	Rear " "	0 15 6
	24359	Magdyno.,	0 2 0
<b>ENGINE STUDS, Etc.</b>			
	13122	Crankcase stud 3/8" dia., 6 1/2" long	0 0 6
	23347	" " " 3/8" dia., 5" long	0 0 6
	"A" Patt.	" " " nut	0 0 2
	107	" " " washer	0 0 1
	14612	" " " spring washer	0 0 1
	23345	" " " 1/2" dia., 6 1/2" long	0 0 3
	23346	" " " 5/8" " "	0 0 3
	20565	" " " 5/8" " "	0 0 3
	"F" Patt.	" " " nut	0 0 2
	82	" " " washer	0 0 1
8	23348	" " (shouldered)	0 0 6
9	24031	Voltage control bracket	0 0 6
	9795	" " " pin	0 0 2
	"F" Patt.	" " " nut	0 0 1
	14610	" " " washer	0 0 1
<b>HEADLAMP BRACKET.</b>			
10	24269	Headlamp bracket (top)	0 0 4
	24270	" " (bottom)	0 0 4
	7201	" " pin	0 0 2
	"F" Patt.	" " nut	0 0 1
	14610	" " washer	0 0 1

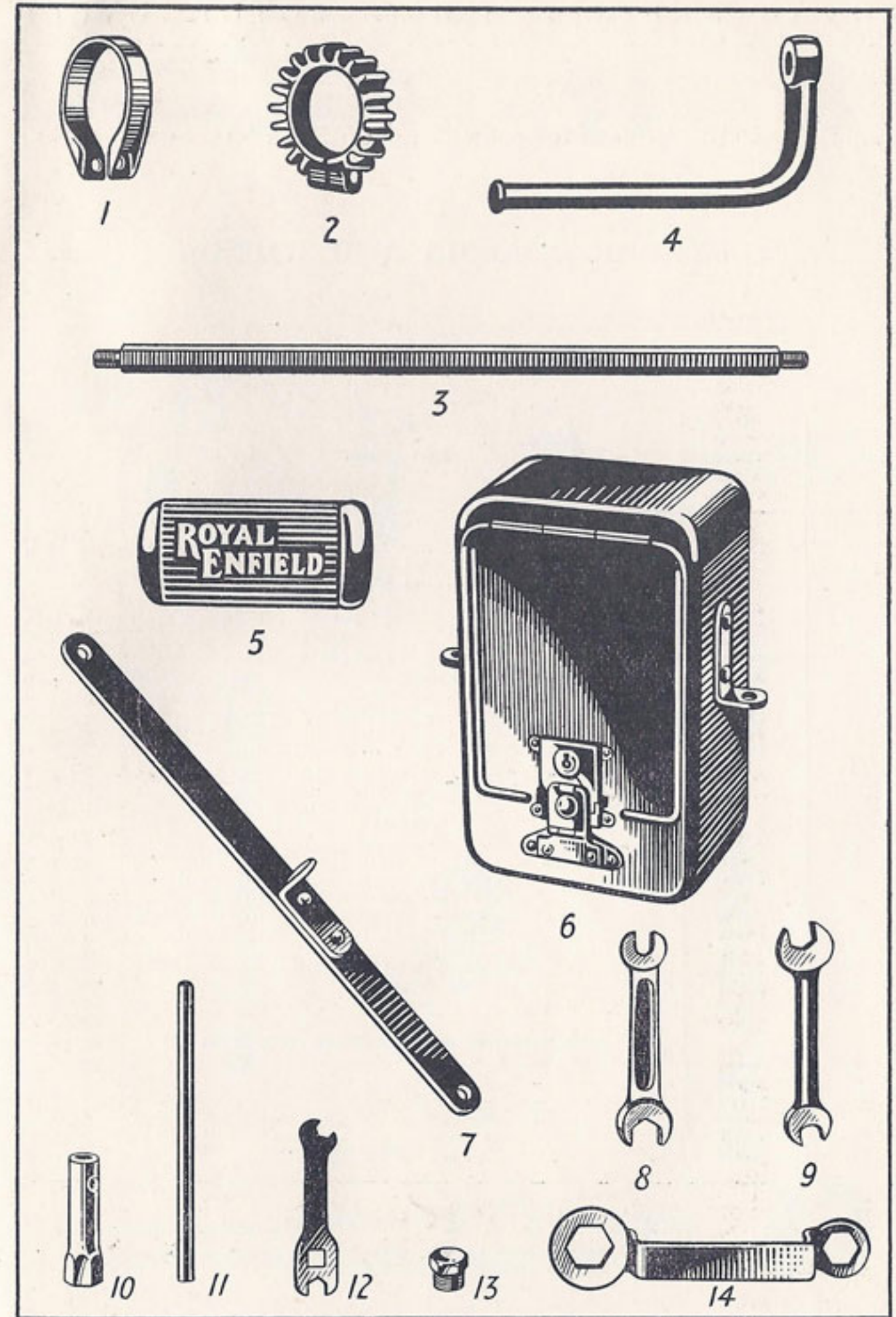


See opposite page for description and price.

ROYAL ENFIELD 1140 c.c. MOTOR CYCLE

SILENCER, FOOTRESTS, TOOLS AND SADDLE.

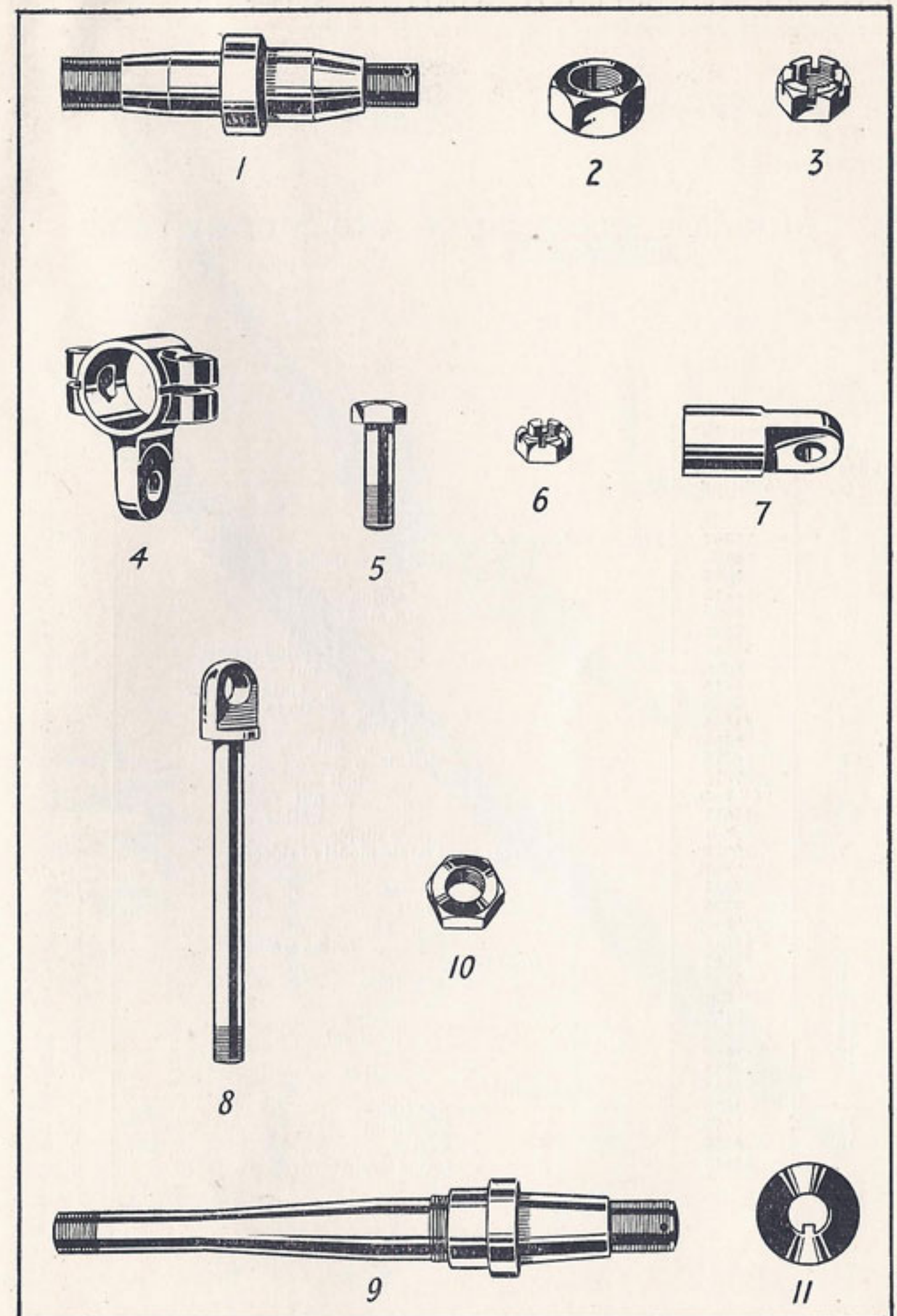
Illustration No.	Quote this No. and name of part when ordering.	Description.	Price.
<b>SILENCER AND EXHAUST PIPE.</b>			
1	24360	Silencer complete	£ 1 10 0
	12882	" clip	0 1 0
	4860	" pin	0 0 2
	12881	" nut	0 0 3
	16320	" attachment pin	0 0 2
	14612	" spring washer	0 0 1
2	24361	Exhaust pipe	2 0 0
	22654	" clip (top)	0 2 6
	22550	" stud	0 0 2
	1984	" nut	0 0 2
	$\frac{1}{8}$ " dia.	" spring washer	0 0 1
<b>FOOTRESTS.</b>			
3	23331	Footrest support bar	0 1 0
	10315	" nut	0 0 3
	6740	" washer	0 0 1
	23332	" tube $4\frac{1}{2}$ " long, Model KX.	0 0 9
	20365	" tube $4\frac{3}{8}$ " long, Model K.	0 0 9
	23333	" tube $4\frac{1}{2}$ " long	0 0 9
4	23334	" tube $3\frac{3}{8}$ " long	0 0 9
	17479	" arm	0 2 6
5	16368	" rubber	0 1 0
	22697	" distance washer (large)	0 0 4
	22684	" distance washer (small)	0 0 4
<b>TOOLS.</b>			
6	20373	Toolbox, less tools and roll	0 7 6
	13691	" attachment pin	0 0 2
7	11509	" nut	0 0 1
	14611	" washer	0 0 1
	23078	" strap (front)	0 1 0
	23079	" strap (rear)	0 0 9
	11508	" pin	0 0 2
	"V" Patt.	" nut	0 0 1
	14611	" washer	0 0 1
8	16007	Toolroll and strap, less tools	0 2 6
	4272	Tyre lever	0 0 6
9	3482	Screwdriver	0 0 7
	6406	Combination spanner	0 1 9
10	24096	Double ended spanner (.437" and .525" hex.)	0 0 9
	21412	Tubular spanner for cylinder head nuts	0 0 6
	24097	" (.601" and .709" hex.)	0 1 0
	21166	" (.820" hex.)	0 0 6
	24095	" (.919" hex.)	0 0 9
11	16594	" (1.011" hex.)	0 0 9
	21421	Tommy bar	0 0 2
12	24092	Double ended spanner (.380" and .343" hex.)	0 0 6
13	14835	Extractor nut for magdyno pinion	0 0 4
14	19619	Sparking plug spanner	0 0 9
<b>SADDLE.</b>			
	24362	Saddle complete	1 10 0



See opposite page for description and price.

SIDECAR CHASSIS AND WHEEL.


Illustration No.	Quote this No. and name of part when ordering.	Description.	Price.
			£ s. d.
1	24363	Chassis frame only ... ..	7 10 0
2	19452	" rear attachment stud ... ..	0 3 0
	1763	" " " stud $\frac{3}{8}$ " nut ... ..	0 1 3
	1764	" " " " washer ... ..	0 0 4
3	9756	" " " " $\frac{3}{8}$ " nut ... ..	0 0 6
	17551	" " " " washer ... ..	0 0 1
	$1\frac{1}{2} \times \frac{3}{8}$ "	" " " " split pin ... ..	0 0 1
	23750	" front attachment stud ... ..	0 15 0
	1763	" " " " nut ... ..	0 1 3
	1764	" " " " washer ... ..	0 0 4
	24364	" tie rod (front) ... ..	0 10 0
	24365	" " (rear) ... ..	0 10 0
4	1719	" " clip ... ..	0 3 6
	1727	" " " " pin ... ..	0 0 4
	"A" Patt.	" " " " nut ... ..	0 0 2
	14612	" " " " washer ... ..	0 0 1
5	7831	" " " bolt, $\frac{7}{16}$ " dia. ... ..	0 0 6
6	9827	" " " " nut ... ..	0 0 6
	14613	" " " " washer ... ..	0 0 1
	9832	" " " " $\frac{3}{8}$ " dia. ... ..	0 0 4
	9828	" " " " nut ... ..	0 0 3
	14612	" " " " washer ... ..	0 0 1
	$1 \times \frac{1}{8}$ "	" " " " split pin ... ..	0 0 1
7	23752	" " " eye piece (front attachment) ... ..	0 2 0
8	23751	" " " bolt (rear) ... ..	0 2 6
	1898	" " " " nut ... ..	0 0 3
	14613	" " " " washer ... ..	0 0 1
		Interchangeable wheel and details, see page 22.	
9	23319	Sidecar hub spindle ... ..	1 1 0
	3686	" " " $\frac{3}{8}$ " nut ... ..	0 1 6
	7132	" " " " washer ... ..	0 0 3
	3687	" " " " split pin ... ..	0 0 1
10	23310	" " " $\frac{3}{16}$ " nut ... ..	0 2 0
11	23320	" " " " lockwasher ... ..	0 0 2



See opposite page for description and price.

SIDECAR SUSPENSION AND MUDGUARD.

Illustration No.	Quote this No. and name of part when ordering.	Description.	Price.	
			£	s. d.
1	16887	Sidecar body rear spring	0	12 6
2	14628	" " " post (state model of sidecar)	0	3 0
	7598	" " " " nut	0	0 3
	14614	" " " " spring washer	0	0 1
3	14629	" " " " centre stud	0	0 6
	7598	" " " " " nut	0	0 3
	14614	" " " " " spring washer	0	0 1
	1898	" " " " " nut	0	0 3
	14613	" " " " " spring washer	0	0 1
	6848	" " " " " packing washer	0	0 1
4	16894	" " " " front stud	0	1 0
	9556	" " " " " nut...	0	0 2
5	16016	" " " " shackle	0	3 6
6	7076	" " " " " bolt	0	0 4
	"C" Patt.	" " " " " nut	0	0 2
	14611	" " " " " washer	0	0 1
	P.Z.6	" " " " grease nipple	0	0 3
7	16228	" " support strut (state model of sidecar)	0	6 0
	"C" Patt.	" " " " " nut	0	0 2
	14611	" " " " " washer	0	0 1
	7235	" " " " " bolt	0	0 4
	"C" Patt.	" " " " " nut	0	0 2
	14611	" " " " " spring washer	0	0 1
8	14602	" " front spring	0	2 6
9	7235	" " " " pin (top)	0	0 4
10	"C" Patt.	" " " " " nut...	0	0 2
11	15189	" " " " " washer	0	0 1
12	9823	" " " " " (bottom)	0	0 3
13	1898	" " " " " nut...	0	0 3
14	14613	" " " " " washer	0	0 1
	16363	" mudguard	0	15 0
	1898	" " stay nut (thick)	0	0 3
15	3570	" " " (thin)	0	0 2
16	6848	" " " washer	0	0 1
	14613	" " " spring washer	0	0 1



See opposite page for description and price.

**MOTOR CYCLE  
CONDITIONS OF SALE AND GUARANTEE.**

Reprinted from our current Motor Cycle Catalogue.

*We give the following Guarantee with our Motor Cycles, Motor Cycle Combinations and Sidecars, which is given in place of any implied conditions, warranties or liabilities whatsoever, statutory or otherwise, all such implied conditions, warranties and liabilities being in all cases excluded. Any statement, description, condition, or representation contained in any catalogue, advertisement, leaflet or other publication shall not be construed as enlarging, varying or over-riding this guarantee.*

In the case of machines (a) which have been used for " hiring out " purposes or (b) any motor cycle and/or sidecar used for any dirt track, cinder track, or grass track racing or competitions or any competition of any kind within an enclosure for which a charge is made for admission to take part in or view the competition or (c) machines from which the trade mark, name or manufacturing number has been removed, no guarantee of any kind is given or is to be implied.

**WE GUARANTEE**, subject to the conditions mentioned below, that all precautions which are usual and reasonable have been taken by us to secure excellence of materials and workmanship, but this guarantee is to extend and be in force for six months only from the date of purchase, and damages for which we make ourselves responsible under this guarantee are limited to the free supply of a new part in exchange for the part of the motor cycle, motor cycle combination or sidecar which may have proved defective. We do not undertake to replace or refix, or bear the cost of replacing or refixing, such new part in the motor cycle, motor cycle combination or sidecar. We undertake, subject to the conditions mentioned below, to make good at any time within six months any defects in these respects. As motor cycles, motor cycle combinations and sidecars are easily liable to derangement by neglect or misuse this guarantee does not apply to defects caused by wear and tear, misuse or neglect. The term " misuse " shall include amongst others the following acts :—

1. The attaching of a sidecar to the motor cycle in such a manner as to cause damage or calculated to render the latter unsafe when ridden.
2. The use of a motor cycle or of a motor cycle and sidecar combined, when carrying more persons or a greater weight than that for which the machine was designed by the manufacturers.
3. The attaching of a sidecar to a motor cycle by any form of attachment not provided or supplied by the manufacturers or to a motor cycle which is not designed for such use.

Any motor cycle or motor cycle combination or sidecar sent to us to be plated, enamelled or repaired will be repaired upon the following conditions, *i.e.*, we guarantee that all precautions which are usual and reasonable have been taken by us to secure excellence of materials and workmanship, such guarantee to extend and be in force for three months only from the time such work shall have been executed or until the expiration of the six months above referred to, and this guarantee is in lieu and in exclusion of any common law or statute warranty or condition, and the damages recoverable are limited to the cost of any further work which may be necessary to amend and make good the work found to be defective.

**CONDITIONS OF GUARANTEE.**

If a defective part should be found in our motor cycles, motor cycle combinations or sidecars, or in any part supplied by way of exchange before referred to, it must be sent to us CARRIAGE PAID, and accompanied by an intimation from the owner that he desires to have it repaired or exchanged free of charge under our guarantee, and he must also furnish us at the same time with the number of the machine, the date of the purchase, or the date when the alleged defective part was exchanged as the case may be.

Failing compliance with the above, such articles will lie here AT THE RISK OF THE OWNER, and this guarantee and any implied guarantee, warranty or condition shall not be enforceable.

We do not guarantee specialities such as tyres, saddles, chains, lamps, etc., or any component parts supplied to the order of the purchaser differing from standard specifications supplied with our motor cycles, motor cycle combinations, sidecars or otherwise.

**NOTICE.**

We do not appoint agents for the sale on our behalf of our motor cycles or other goods, but we assign to motor cycle Dealers, areas in which we supply to such Dealers exclusively for re-sale in such areas. No such Dealer is authorised to transact any business, give any warranty, make any representation or incur any liability on our behalf.