

A LIST OF
Spare & Replacement Parts
FOR THE
Royal Enfield
MOTOR CYCLE

1949

“350 BULLET”

Price 1/-

THE
ENFIELD CYCLE CO. LTD.

Head Office & Works: REDDITCH

London Showrooms & Spares Depot:

221, Tottenham Court Road, W. 1.

A LIST OF
Spare & Replacement Parts
FOR THE
Royal Enfield
MOTOR CYCLE
1949
“ 350 BULLET ”

PRICE 1/-

THE
ENFIELD CYCLE CO. LTD.

Head Office & Works : REDDITCH

Telegrams :
“Cycles, Phone, Redditch.”

Telephone :
Redditch 121 (8 lines).

London Showrooms and Spares Depot :

221, Tottenham Court Rd., W.1.

Telephone: MUSEum 3991-2

INDEX

	Page
Air Filter	48
Battery	58
" Carrier	48
Brake Pedal	42
Carburettor	56
Chain & Covers	18 & 52
Clutch	26
Engine	4-18
Exhaust Pipe	42
Footrests	42
Frame	44, 46
Front Fork, Telescopic	32, 34
Gearbox	20-24
Handlebar	28
" Controls	28
" Control Cables	30
Lamps	60
Magdyno	58
Mudguard, Front	36
" Rear	50
Petrol Tank	36
Pillion Footrests	52
Saddle	54
Silencer	42
Speedometer	48
Stand, Prop	52
" Centre	44
Toolboxes and Tools	54
Wheel & Brake, Front	38
" " Rear	40

SANCTION.	FRAME Nos.
863M	11,101—11,350
884M	11,351—12,350

All prices of Spare and Replacement Parts are subject to revision or modification, at our discretion, without notice.

Our terms are STRICTLY NET CASH WITH ORDER, or cash on receipt of PRO-FORMA INVOICE. Repairs and sundries items cannot be booked. Prices do not include cost of carriage or postage which will be covered by a surcharge of 5% (subject to a minimum of 6d.) on the nett invoice value. C.O.D. fees and the cost of packing cases or crates are additional to the fixed surcharge.

Any part or complete motor cycle sent for repair should be consigned CARRIAGE PAID and the sender's name and address should be given in full on the address tally. Parts sent to us carriage forward are liable to be refused, and to lie with the carriers at sender's risk and expense.

Full instructions regarding the necessary repairs to be done, with advice as to the mode of despatch of the machine (or part), should be posted the same day.

When forwarding motor cycles for repair it is advisable to remove all accessories and easily detached fittings, such as badges, mascots, tools, tyre inflator, etc. Besides facilitating the work of repair, it will also prevent any loss during transit.

Order all parts by the name of the article and the NUMBER PRECEDING IT, also state the number of the engine or machine for which they are intended. The engine number will be found stamped on the driving side of the crank case below the cylinder barrel and the machine number at the top of the front down tube.

GUARANTEE.

We respectfully refer customers to the terms of our guarantee, which appears on page 62 of this list.

When forwarding a complete Motor Cycle, Engine, Carburettor or Magneto with the request that we overhaul the same, we understand by the term "Overhaul" that it is to be entirely dismantled, thoroughly renovated, any worn parts renewed, and put in perfect working order. In case a customer desires only certain parts attended to, full instructions should be given us to that effect, otherwise the cost may be in excess of that anticipated.

ESTIMATES AND QUOTATIONS.

When customers send complete Motor Cycles or parts thereof to us for repairs, we are always prepared to furnish estimates before proceeding with the necessary work. At the same time, it must be distinctly understood that we can only give approximate quotations. Frequently, when the actual work is in progress, it is found necessary to replace parts other than those specified in the estimate, as we make a practice of including in such estimates only those items and parts which at the time we consider really essential to put the machine (or parts) in a thoroughly satisfactory condition.

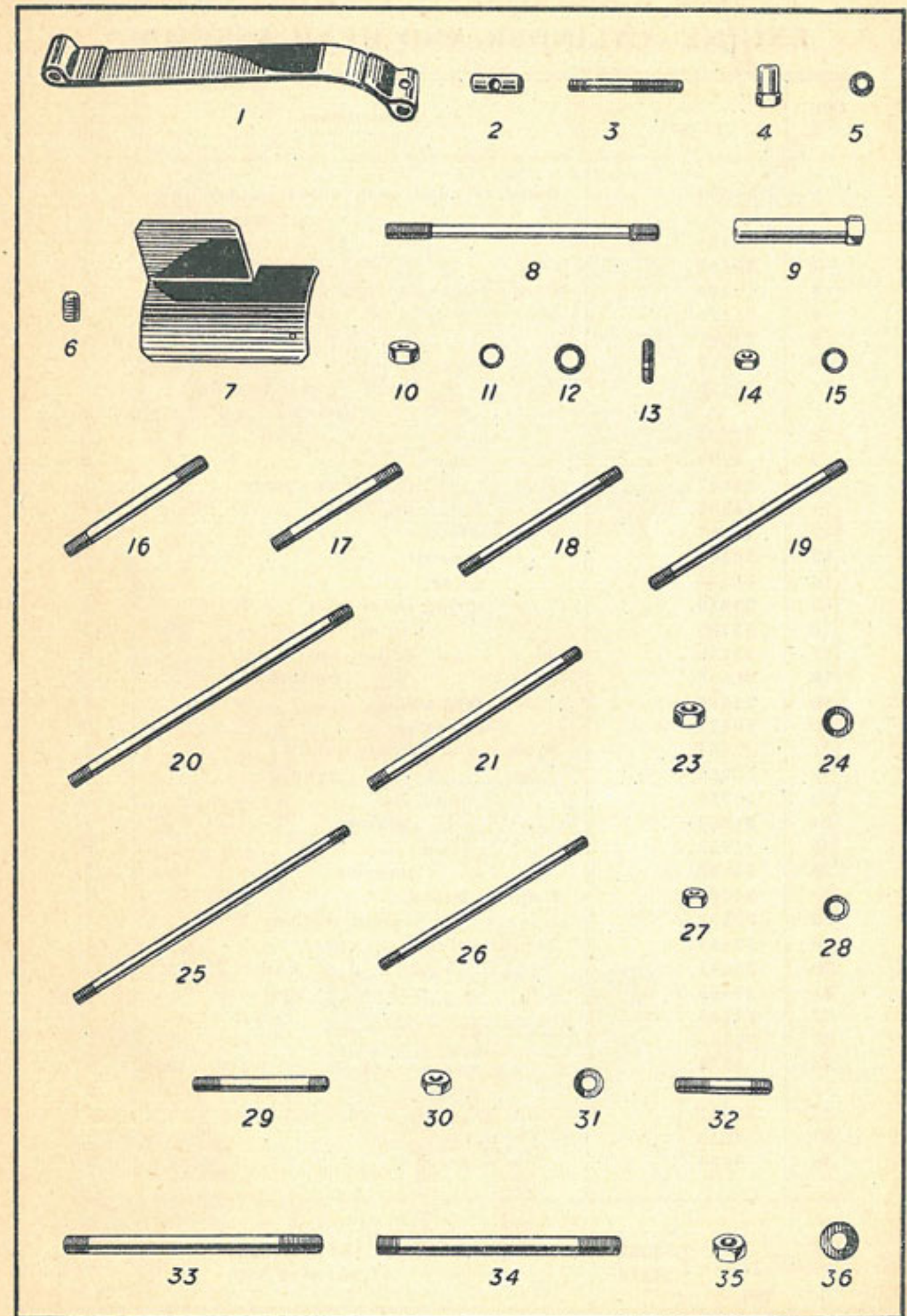
If any estimate prepared in this way is not accepted, we reserve the right to make a nominal charge for taking down and re-assembling any parts necessary in preparing it.

We cannot hold ourselves responsible for loss of, or damage to, any parts lying at our works for repairs, unless instructions to proceed with same are given within twenty-one days of our estimate for the said repairs having been rendered.

All acetylene-welded repairs to crank cases and other aluminium parts are carried out with extreme care, but we cannot give any guarantee with, or accept responsibility for, any parts so treated.

ENGINE—CRANKCASE ASSEMBLY—Contd.

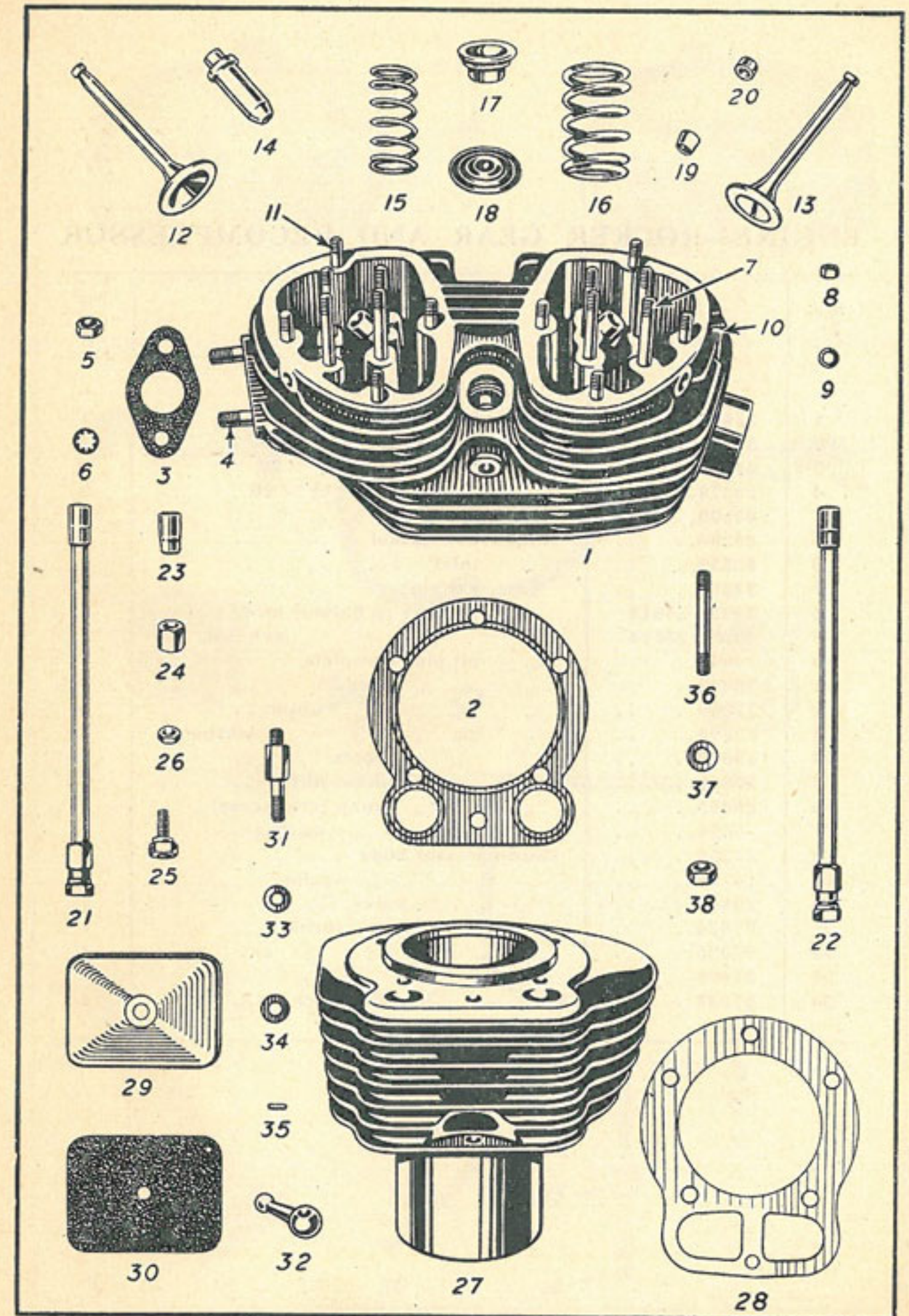
Illus. No.	No. of part.	Description.	No. per set
1	34045..	Magdyno strap, front	1
	34046..	" " rear	1
2	19068..	" " trunnion, plain ..	1
	19069..	" " " " tapped ..	1
3	19202..	" " " " stud $\frac{1}{4} \times 2\frac{1}{4} \times 26$	1
4	12881..	" " " " nut ..	1
5	5915..	" " " " washer ..	1
6	19065..	" " dowel	2
7	32551..	" " shield	1
<i>Crankcase studs</i>			
8	32827..	Head and cylinder stud	5
9	33299..	" " " " nut	4
10	8633..	" " " " " " washer ..	1
11	5975..	" " " " " " washer ..	4
12	8634..	" " " " " " washer ..	1
13	7648..	Cylinder stud (between tappets), $\frac{1}{4} \times \frac{13}{16} \times 26$	1
14	27000..	" " nut	1
15	82..	" " washer	1
16	20691..	Stud $\frac{5}{16} \times 3\frac{1}{4} \times 26$ Magdyno strap fixing, front ..	1
17	33878..	" $\frac{5}{16} \times 3 \times 36$ Magdyno strap fixing, rear ..	1
18	32411..	" $\frac{5}{16} \times 3\frac{3}{4} \times 26$ Crankcase neck ..	2
19	12137..	" $\frac{5}{16} \times 4\frac{1}{2} \times 26$ Front engine plates	3
20	33879..	" $\frac{5}{16} \times 6\frac{3}{16} \times 26$ Flywheel housing rear joint ..	2
21	16316..	" $\frac{5}{16} \times 5 \times 26$ Lower rear engine plate	1
	35142..	" $\frac{5}{16} \times 3\frac{3}{4} \times 26$	2
23	8633..	" nut, $\frac{5}{16} \times 26$	18
24	8634..	" washer $\frac{5}{16}$	18
25	33880..	Stud $\frac{1}{4} \times 6\frac{7}{16} \times 26$ Crankcase rear and bottom joints ..	4
26	20019..	" $\frac{1}{4} \times 4\frac{7}{8} \times 26$ Crankcase bottom joint	1
27	26998..	" nut $\frac{1}{4} \times 26$	10
28	82..	" washer $\frac{1}{4}$	10
29	32392..	Stud $\frac{5}{16} \times 2\frac{11}{16} \times 26$ Chaincase attachment ..	3
30	19870..	" nut $\frac{5}{16} \times 26$	3
31	8634..	" washer $\frac{5}{16}$	3
32	34451..	Stud $\frac{5}{16} \times 1\frac{13}{16} \times 22$ Chain tensioner ..	1
33	35733..	" $\frac{3}{8} \times 5\frac{1}{4} \times 26$ Gearbox fitting, top	2
34	34000..	" $\frac{3}{8} \times 4\frac{7}{8} \times 26$ Gearbox fixing, btm.	2
35	29854..	" nut $\frac{3}{8} \times 26$	4
36	15641..	" washer $\frac{3}{8}$	4



ENGINE—CYLINDER AND HEAD ASSEMBLY

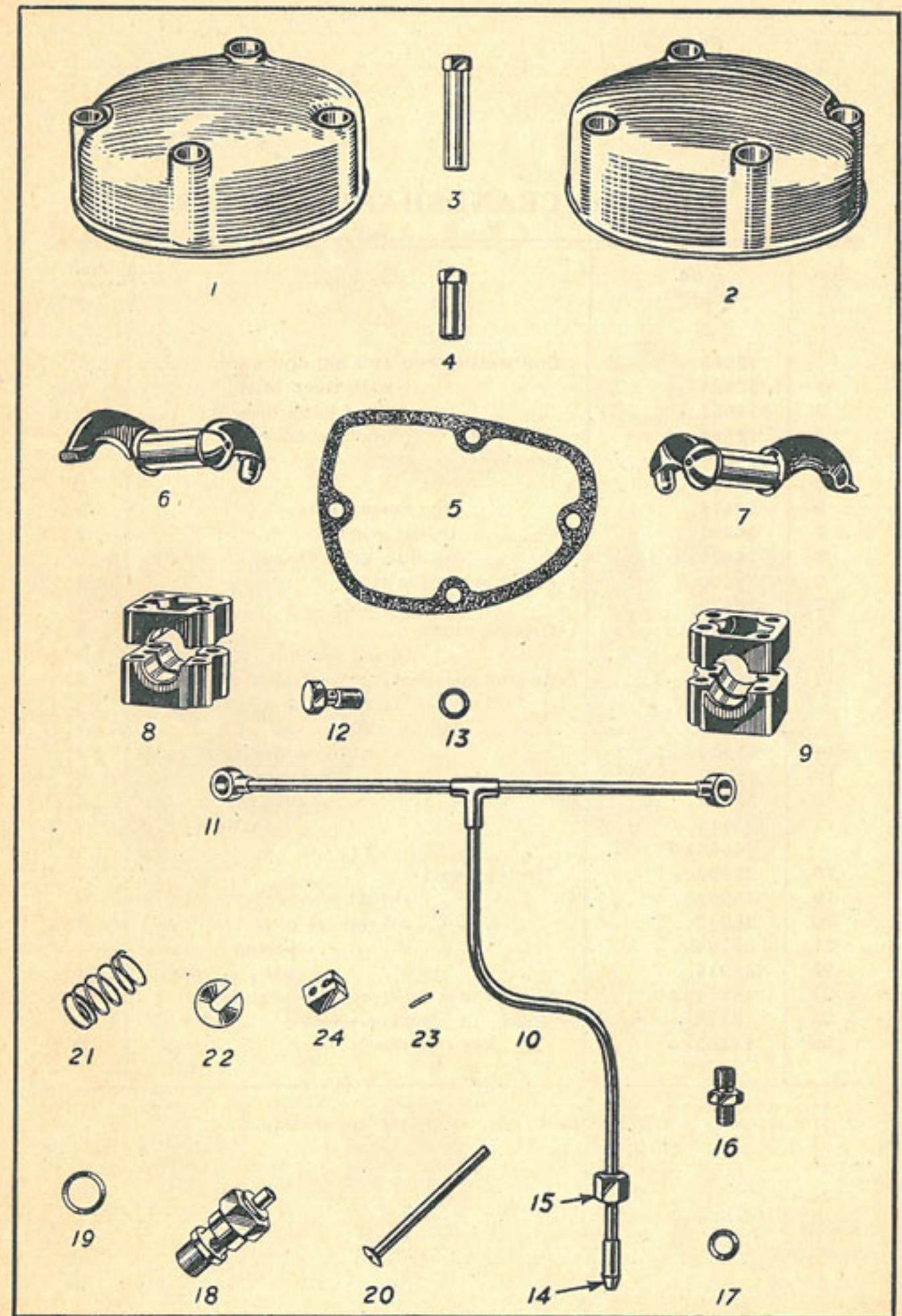
Illus. No.	No. of part.	Description.	No. per set
1	*34032..	Cylinder head with valve guides and fixed studs	1
	†35374..	" " " " " "	1
2	33882..	" " joint washer C.A.	1
3	16318..	Carburettor joint washer	1
4	35470..	Stud $\frac{5}{16}$ " \times $\frac{15}{16}$ " \times 26, carburettor fixing	2
5	27001..	" nut	2
6	27917..	" spring washer	2
7	32402..	Stud $\frac{1}{4}$ " \times $2\frac{1}{16}$ " \times 26, Rocker bearing fixing	8
8	27305..	" nut	8
9	9908..	" washer	8
10	34657..	Stud $\frac{5}{16}$ " \times 1" \times 22 Head steady	1
11	14506..	" $\frac{1}{4}$ " \times 1" \times 26, Rocker cover fixing	8
12	16567..	Valve, inlet	1
13	32346..	" exhaust	1
14	25524..	" guide	2
15	35410..	" spring inner	2
16	35409..	" " outer	2
17	35238..	" " collar, top	2
18	28596..	" " " bottom	2
19	11099..	" split collar	2
20	10672..	" stem cap	2
21	32351..	Push rod with ends, inlet	1
22	32352..	" " " " exhaust	1
23	15916..	" " end, top	2
24	21863..	" " " bottom	2
25	21865..	" " cup	2
26	34399..	" " locknut	2
27	34007..	Cylinder barrel	1
28	32338..	" " joint washer	1
29	32441..	Tappet adjustment cover	1
30	32442..	" " " washer	1
31	24496..	" " " stud	1
32	17385..	" " " nut	1
33	25590..	" " " washer, fibre	1
34	8634..	" " " washer, steel	1
35	32447..	" " " dowel	1
36	32407..	Stud, $\frac{5}{16}$ " \times $2\frac{3}{16}$ " \times 26, head fixing	1
37	8633..	" nut	1
38	8634..	" washer	1

*34032 used on Frame Nos. 11,101—11,350.
 †35374 " " " " 11,351—12,350.



ENGINE—ROCKER GEAR AND DECOMPRESSOR

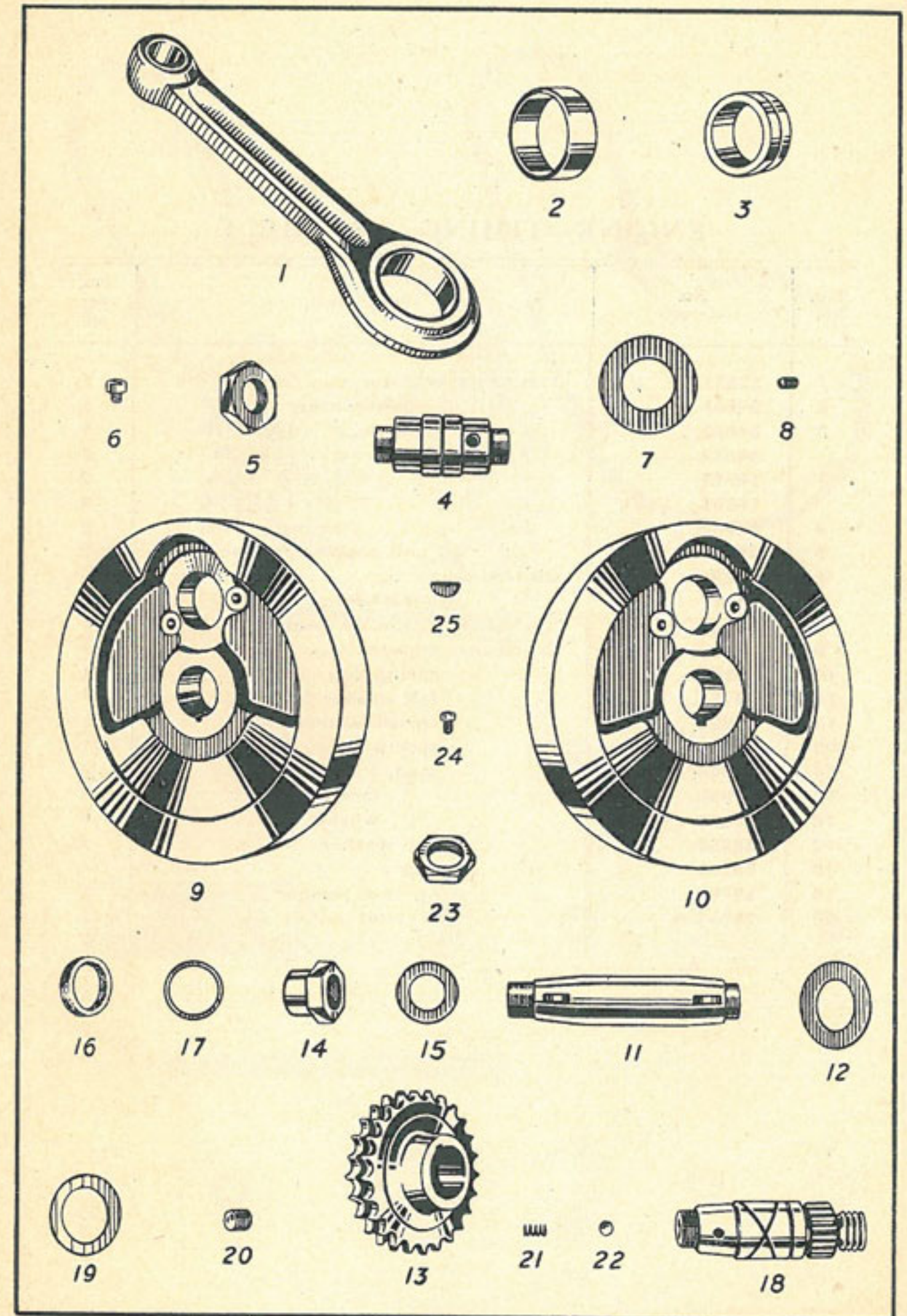
Illus. No.	No. of part.	Description.	No. per set
1	33429.. ..	Rocker box, inlet	1
2	33250.. ..	" " exhaust	1
3	35677.. ..	Stud nut, (long) $\frac{1}{4} \times 1\frac{7}{8} \times 26$	6
4	35678.. ..	" " (short) $\frac{1}{4} \times 1\frac{1}{8} \times 26$	2
	29509.. ..	" washer	8
5	33300.. ..	Rocker box gasket	2
6	32353.. ..	" inlet	1
7	32354.. ..	" exhaust	1
8	32325/25513	" bearing (2 halves) inlet	1
9	32324/25514	" " " exhaust	1
10	34040.. ..	" oil pipe complete	1
11	32388.. ..	" " " banjo	2
12	32389.. ..	" " " union	2
13	32390.. ..	" " " " washer.. .. .	4
14	29079.. ..	" " " nipple	1
15	29066.. ..	" " " union nut	1
16	29065.. ..	" " " union (crankcase)	1
17	5566.. ..	" " " washer.. .. .	1
18	32355.. ..	Decompressor body	1
19	14750.. ..	" " washer	1
20	32356.. ..	" valve	1
21	27024.. ..	" " spring	1
22	27025.. ..	" " " cap	1
23	27998.. ..	" " " peg	1
24	27023.. ..	" cable block	1



ENGINE—CRANKSHAFT ASSEMBLY

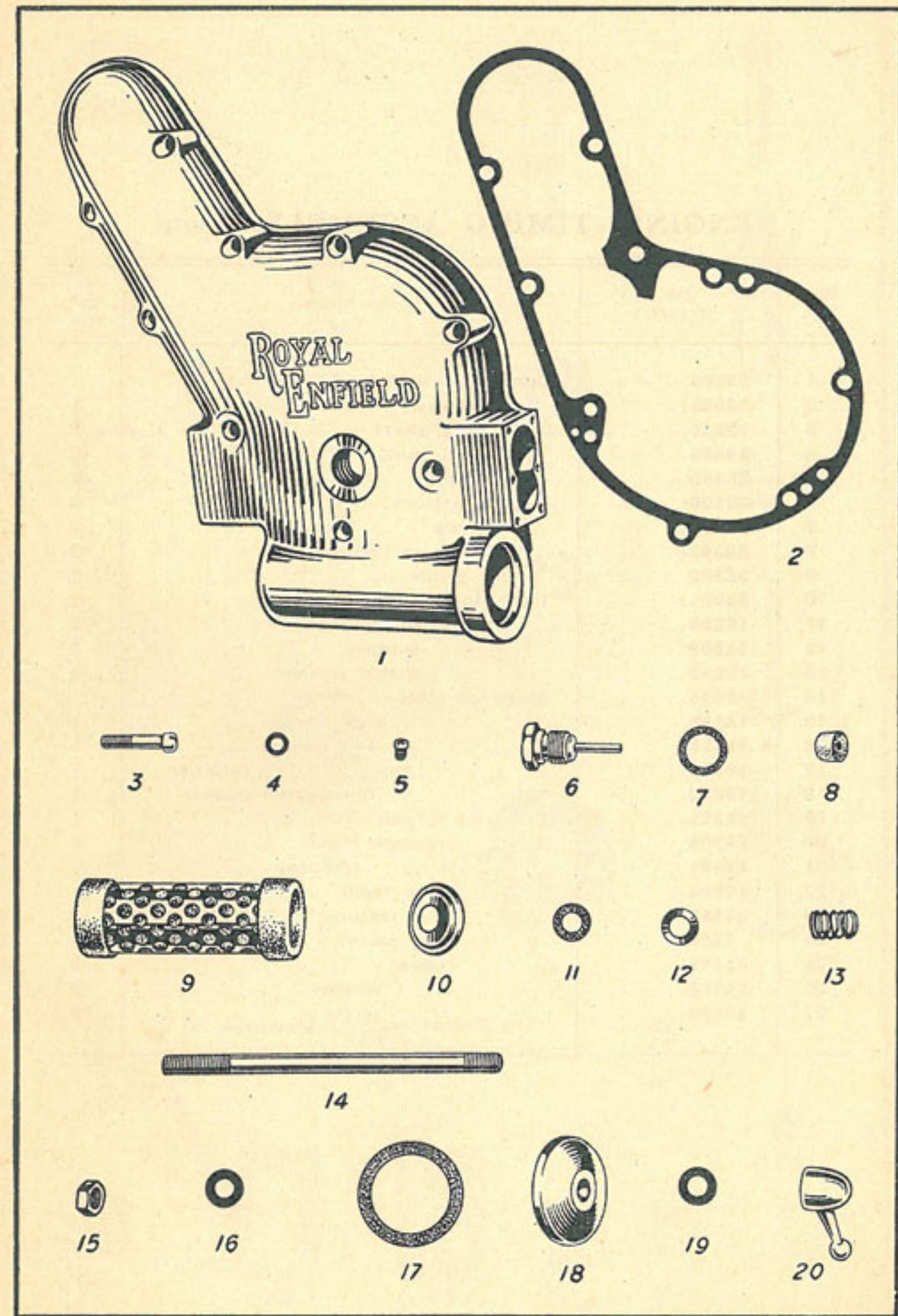
Illus. No.	No. of part.	Description.	No. per set
	35640..	Connecting rod and big end assy. ..	1
1	32323..	" " with fixed bush ..	1
2	*16651..	" " fixed bush only ..	1
3	19885..	" " floating bush ..	1
4	24593..	Crankpin	1
5	27082..	" nut	2
6	16476..	" " keeper screw	2
7	26707..	" " thrust washer	2
8	26839..	" " oil hole grub screw ..	1
9	30406..	Flywheel, drive side	1
10	32433..	" " timing side	1
11	32309..	Driving shaft	1
12	32313..	" " thrust washer	1
13	32314..	Engine sprocket, 25T (standard) ..	1
	33773..	" " 19T (competition) ..	1
	33774..	" " 20T	1
14	34037..	" " nut c/w breather valve ..	1
15	15114..	" " " washer	1
16	35117..	" " " seal-cork	1
17	35118..	" " " " washer	1
	145633A	" " " " key	1
18	32303..	Timing shaft	1
19	35242..	" " " thrust washer	1
20	26703..	" " " oil release plug	1
21	26704..	" " " " spring	1
22	32019..	" " " " ball, $\frac{5}{16}$ " dia. ..	1
23	141545A	Shaft-nut—drive and timing sides ..	2
24	8718..	" " " keeper screw	2
25	145633A	" " " key (flywheel)	2

*This part not supplied separately.



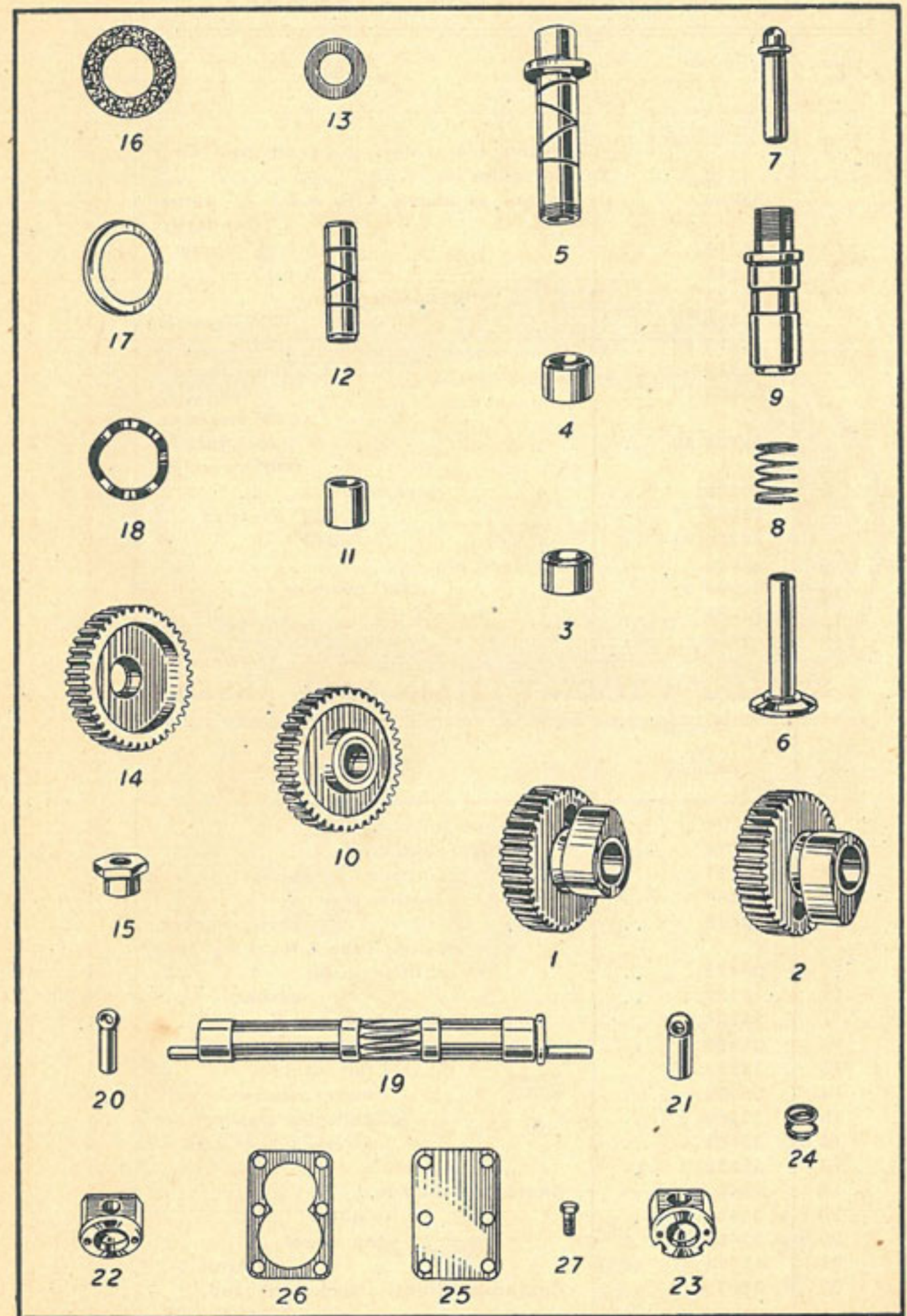
ENGINE—TIMING ASSEMBLY

Illus. No.	No. of part.	Description.	No. per set
1	33571..	Timing cover	1
2	22605..	" " joint washer	1
3	34689..	" " screw, $\frac{1}{4}$ " \times $1\frac{11}{16}$ " \times 26 ..	1
	34688..	" " " $\frac{1}{4}$ " \times $1\frac{1}{2}$ " \times 26 ..	2
	19328..	" " " $\frac{1}{4}$ " \times $\frac{5}{16}$ " \times 26 ..	2
	19555..	" " " $\frac{1}{4}$ " \times $1\frac{3}{16}$ " \times 26 ..	4
4	34690..	" " " spring washer ..	9
5	28858..	" " " oil passage plug screw ..	2
6	24297..	Oil feed plug	1
7	24177..	" " " washer	1
8	16704..	" " " cork oil retainer ..	1
9	28253..	Oil cleaner element	1
10	28254..	" " spring cup	1
11	18793..	" " felt washer	1
12	8894..	" " thrust washer	1
13	28259..	" " spring	1
14	28255..	" " stud, $\frac{3}{8}$ " \times $6\frac{1}{4}$ " \times 26 ..	1
15	26996..	" " " locknut	1
16	13785..	" " " washer	1
17	28258..	" " cap washer	1
18	28256..	" " cap	1
19	13785..	" " " nut washer	1
20	28257..	" " " nut	1



ENGINE—TIMING ASSEMBLY—Contd.

Illus. No.	No. of part.	Description.	No. per set
1	33868..	Cam, inlet, with bushes	1
2	33869..	.. exhaust,	1
3	19836..	.. bush, short	2
4	19835.. long	2
5	28505..	.. spindle	2
6	32300..	Tappet, bottom	2
7	32301..	.. top	2
8	32343..	.. return spring	2
9	32302..	.. guide	2
10	33901..	Idler pinion with bush	2
11	19200.. bush	2
12	23506.. spindle	2
13	19552.. thrust washer	4
14	18575..	Magdyno pinion	1
15	14538.. nut	1
16	21423.. felt washer	1
17	18993.. retainer	1
18	19352.. corrugated washer ..	1
19	26328..	Oil pump spindle	1
20	13906.. plunger (feed)	1
21	14461.. (return)	1
22	13904.. disc (feed)	1
23	27452.. (return)	1
24	7326.. spring	2
25	14456.. cover	2
26	14786.. washer	2
27	27196.. screw	12

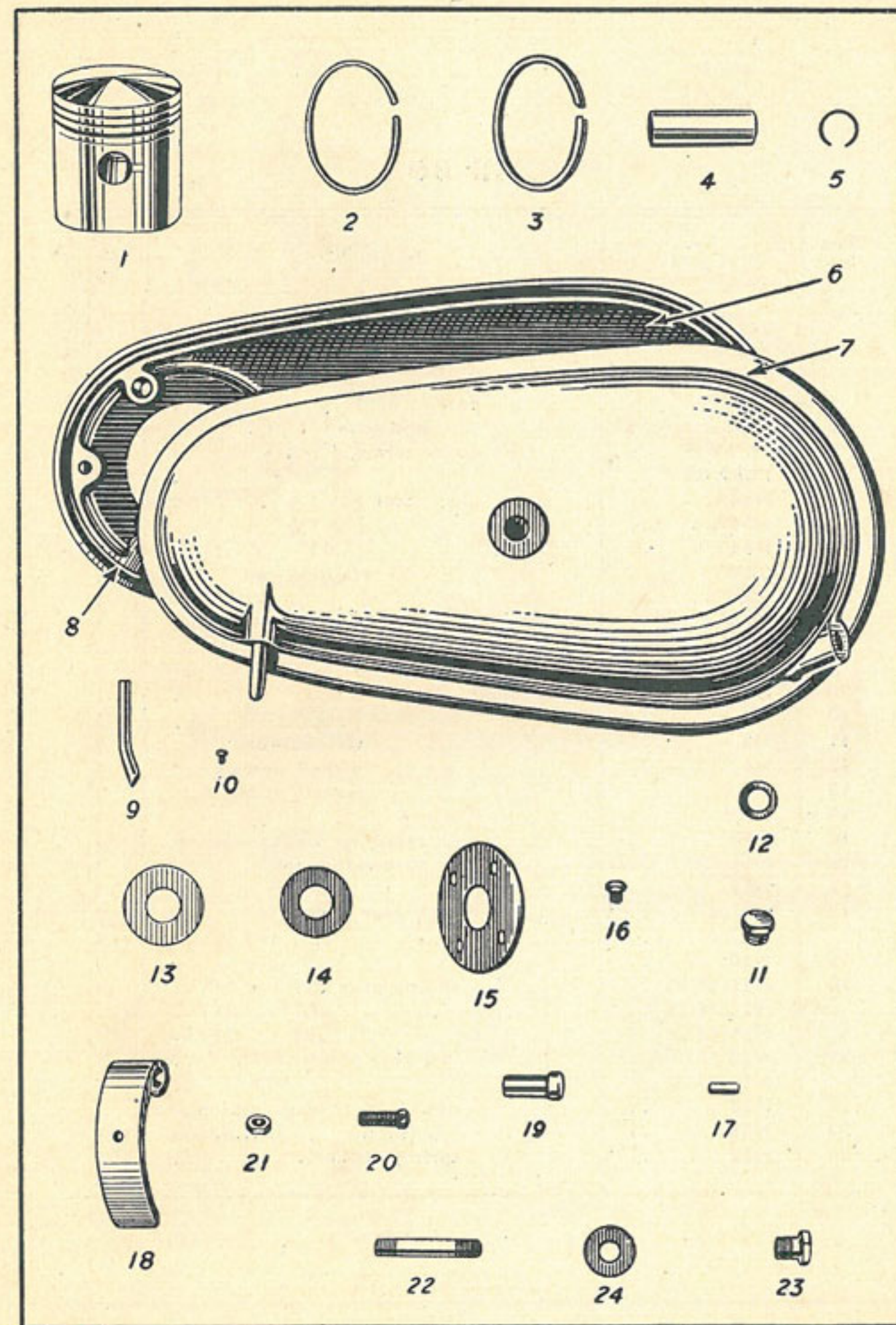


ENGINE—PISTON ASSEMBLY

Illus. No.	No. of part.	Description.	No. per set
1	Piston c/w rings, gudgeon pin and circlips	
	35229.. ..	Piston as above, C.R. 6.5:1 $\frac{11}{32}$ " dome (standard)	1
	35214.. ..	" " " " 7.5:1 $\frac{11}{32}$ " dome	1
	35445.. ..	" " " " 8.5:1 $\frac{11}{32}$ " " ..	1
2	12375.. ..	Piston ring (compression)	1
	12375/20 ..	" " " ".020" oversize	1
	12375/40 ..	" " " ".040" "	1
	25856.. ..	" " " taper faced	1
	25856/20 ..	" " " ".020" oversize	1
	25856/40 ..	" " " taper faced	1
		" " " ".040" oversize	1
3	26239.. ..	" " (scraper)	1
	26239/20 ..	" " " ".020" oversize ..	1
	26239/40 ..	" " " ".040" " ..	1
4	22595.. ..	Gudgeon pin	1
	22595/5 ..	" " .005" oversize	1
	22595.. ..	" " .010" "	1
5	20363.. ..	" " circlip	2

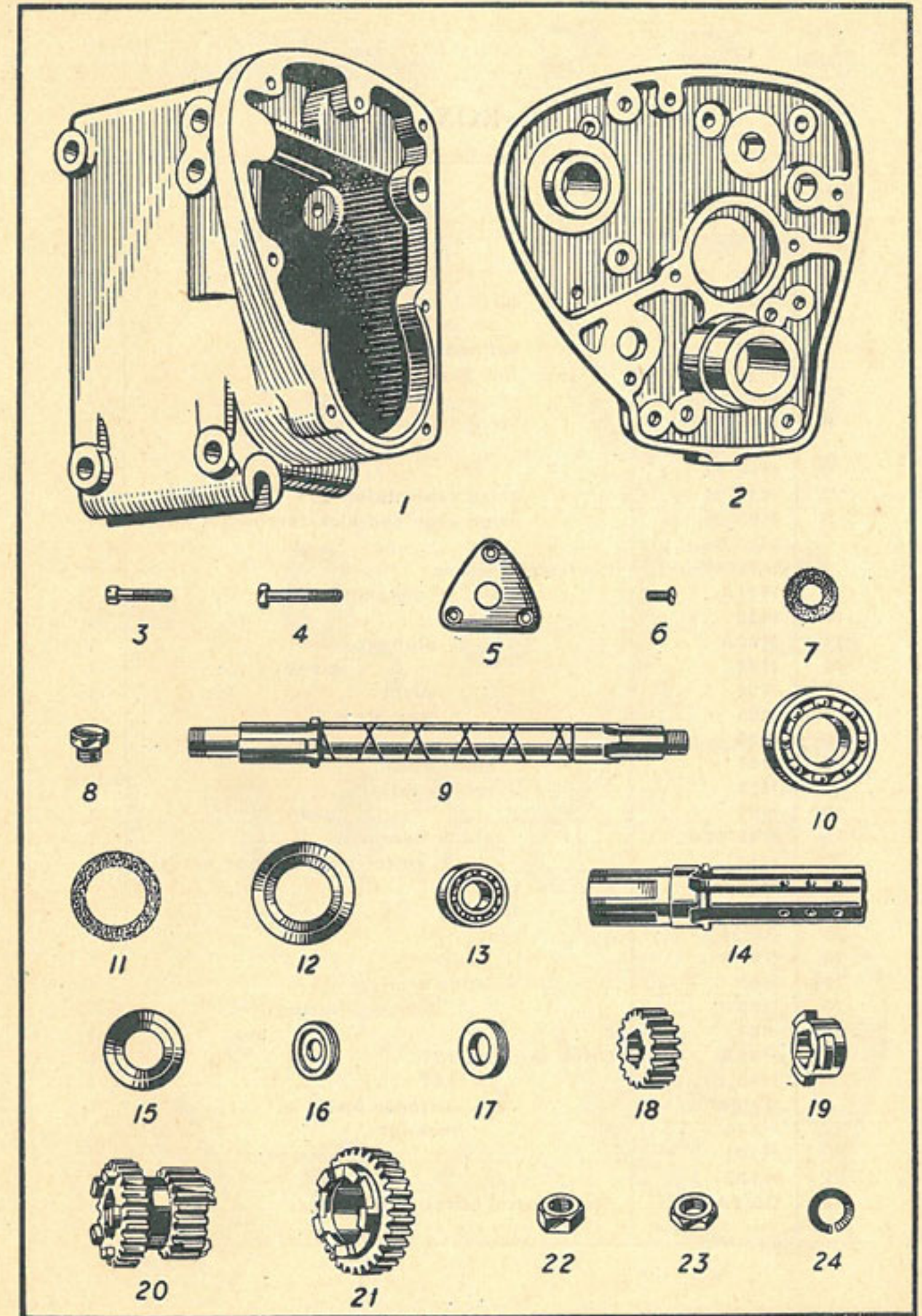
ENGINE—PRIMARY CHAIN CASE ASSEMBLY

Illus. No.	No. of part.	Description.	No. per set
6	32092.. ..	Chaincase (inner-half)	1
7	32176.. ..	" (outer-half).. .. .	1
8	32377.. ..	" joint washer, rubber	1
9	35106.. ..	" breather pipe	1
10	35636.. ..	" " " screw, Parker Kalon, Type Z No. 4 $\times \frac{1}{4}$ " long	1
11	26472.. ..	" oil filler plug	1
12	9732.. ..	" " " " washer	1
	35704.. ..	" oil level plug	1
	31497.. ..	" " " " washer	1
13	32383.. ..	" oil seal felt washer.. .. .	1
14	35599.. ..	" " " metal washer	2
15	32380.. ..	" " " deflector washer	1
16	32403.. ..	" " " screw, $\frac{1}{4} \times \frac{1}{4} \times 26$	4
17	32373.. ..	" dowel	1
18	34452.. ..	Chain tensioner pad	1
19	34453.. ..	" " spindle	1
20	32404.. ..	" " stop screw	1
21	15771.. ..	" " " locknut	1
22	35033.. ..	Chaincase (front) attachment stud, $\frac{3}{8} \times 2\frac{3}{8} \times 26$	1
23	35032.. ..	" " " " nut	1
24	1580.. ..	" " " " washer	1



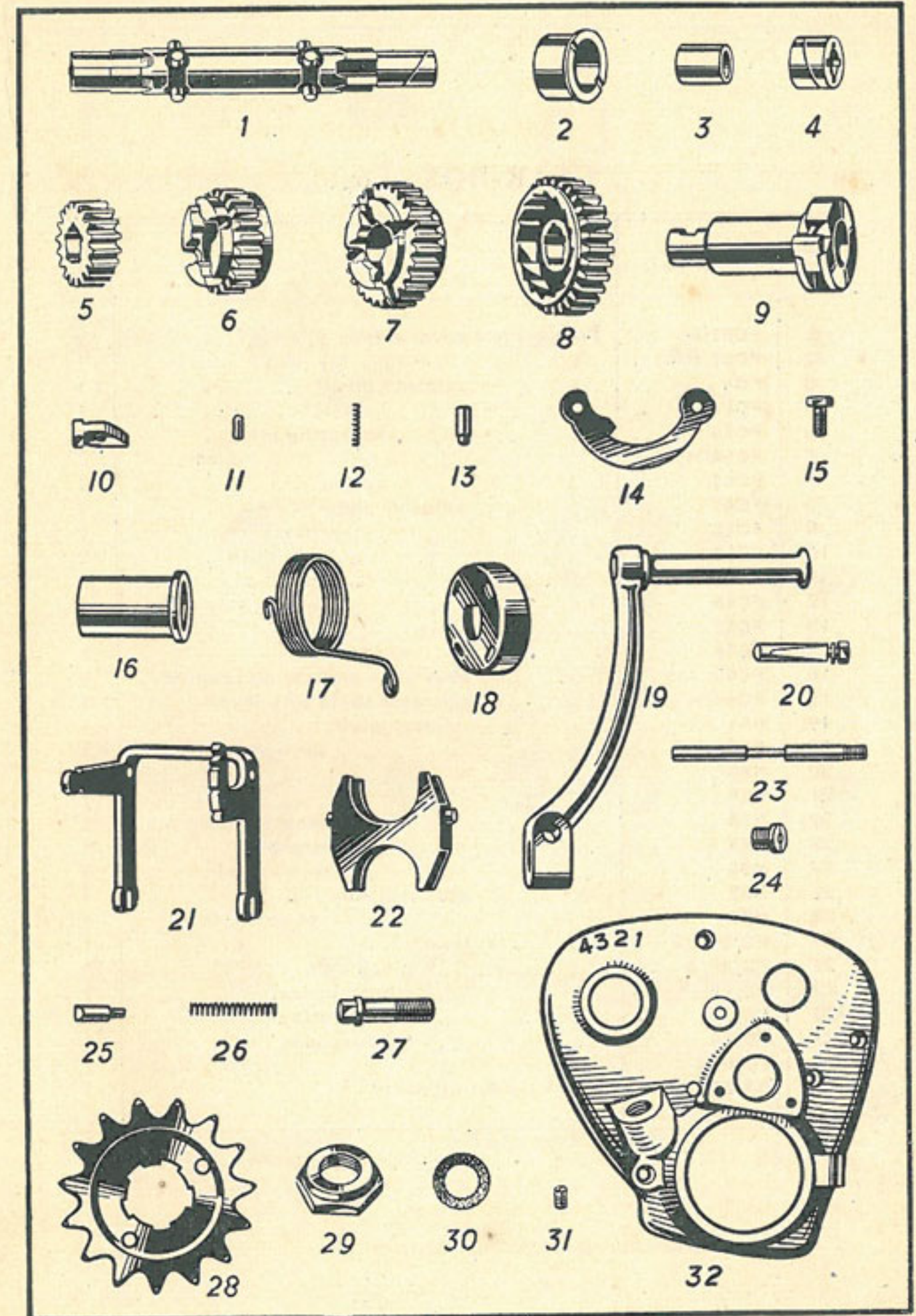
GEAR-BOX

Illus. No.	No. of part.	Description.	No. per set
	33056..	Gearbox c/w Clutch, Standard ratios..	1
	35486..	" " " Trials " ..	1
	35911..	" " " Scrambles " ..	1
1	G2/2 ..	" case	1
2	G2/1 ..	" end cover	1
3	FC/57/H	" cover screw, $\frac{1}{4}$ " x $1\frac{1}{8}$ " ..	4
	FC57/G2	" " " " " " ..	1
4	H54A..	" bolt $\frac{1}{4}$ " x $1\frac{7}{8}$ " ..	1
	H54B..	" " " " " " ..	2
	H54C	" " " " " " ..	2
5	G2/3 ..	" oil retaining cap ..	1
6	G2/4 ..	" " " " " pins..	3
7	G2/5 ..	" " " " " felt washer	1
8	E140 ..	Oil filler plug	1
	E140 ..	Drain plug	1
9	G2/7 ..	Mainshaft	1
10	H5 ..	" ball race (large) ..	1
11	H8 ..	" " " felt washer ..	1
12	H4 ..	" " " dished washer ..	1
13	H6 ..	" " " (small) R.M.S.5...	1
14	G2/8 ..	" sleeve	1
15	H70 ..	" oil retaining dished washer	1
16	H71 ..	" thrower (outer).. ..	1
17	H52 ..	" " " (inner).. ..	1
18	H9/18	" high gear pinion 18T ..	1
	H9/17	" " " " 17T ..	1
19	H10 ..	" " " " dog ..	1
20	H11/25/21 ..	" sliding gear 25T and 21T	1
	H11/26/21 ..	" " " 26T " 21T	1
	H11/24/21 ..	" " " 24T " 21T..	1
21	H12/30	" low gear pinion 30T ..	1
	H12/27	" " " " 27T ..	1
22	H55 ..	" nut (R.H. thread), clutch end	1
23	H56 ..	" (L.H. "), K.S. end	1
24	H57 ..	" spring washer	1



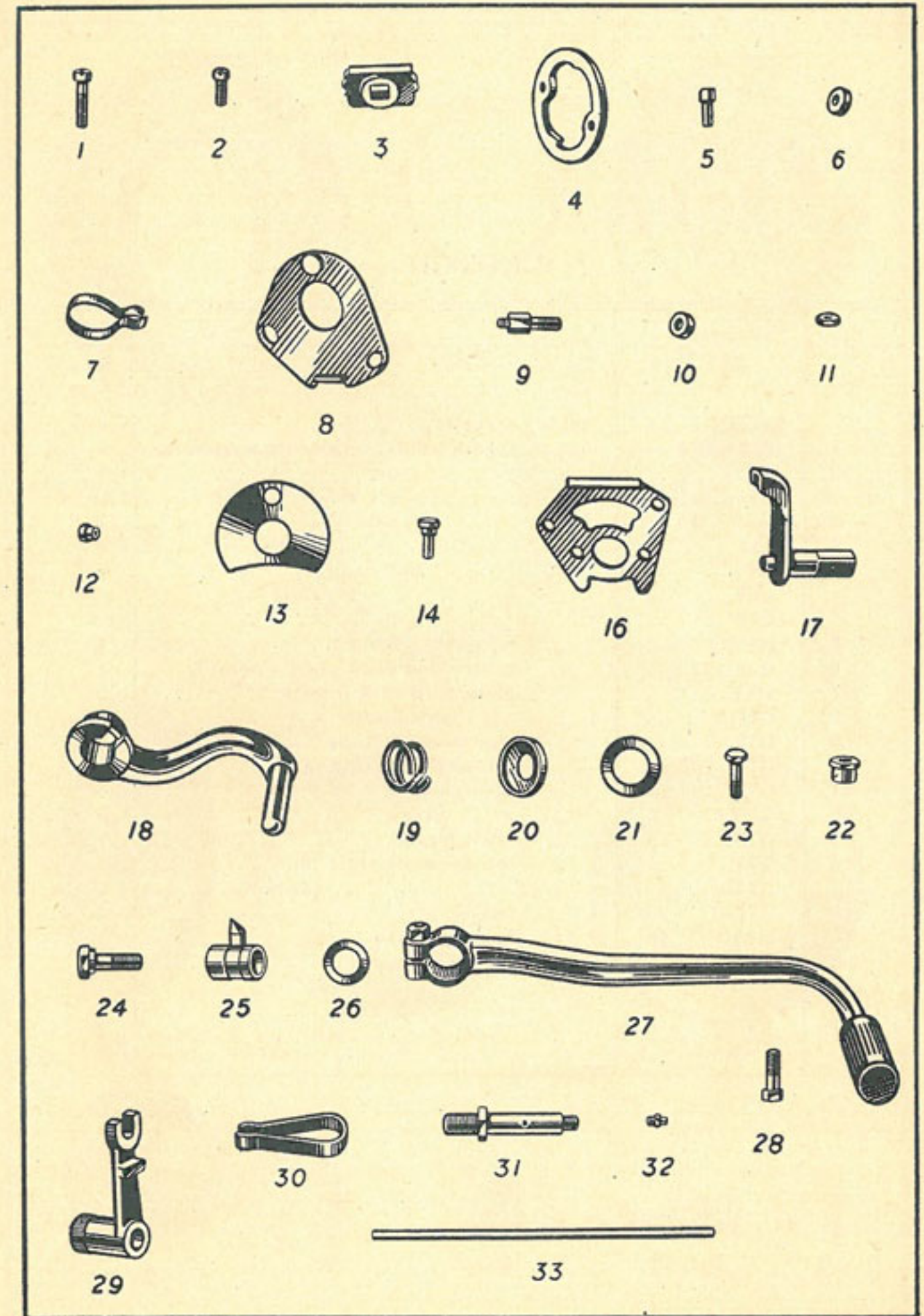
GEAR-BOX—Contd.

Illus. No.	No. of part.	Description.	No. per set
1	H13	Layshaft	1
2	H14	" bush (case end)	1
3	H15	" " (kickstart end)	1
4	H16	" splined bush	1
5	H17/18	" low gear pinion 18T	1
	H17/21	" " " 21T	1
6	H18/23	" second gear pinion 23T	1
	H18/22	" " " 22T	1
	H18/24	" " " 24T	1
7	H19/27	" third gear pinion 27T	1
8	H20/30	" High gear and kickstart wheel 30T	1
	H20/31	" " " " 31T	1
9	H21	Footstarter sleeve	1
	H21A	" " distance washer	1
10	H22	" pawl	1
11	H22A	" " plunger	1
12	H23	" " spring	1
13	H24	" " pivot	1
14	H25	" " stop plate	1
15	H26	" " " bolt	2
16	H27	" shaft bush	1
17	H28	" return spring	1
18	H29	" " cover	1
19	H42/42A	" crank complete	1
20	H43	" " cotter pin, nut and washer	1
21	H33	Operator (inside)	1
22	H34	" fork	1
23	G2/36	" pin	1
24	G2/37	" " bush	1
25	H62	" locating plunger	1
26	H63	" " " spring	1
27	H61	" " " " box	1
28	H49B	Drive sprocket 15T	1
	H49/14	" " 14T	1
	G2/53	" " distance piece	1
29	H120	" " locknut	1
30	H121	" " " felt washer	1
31	H122	" " " screw	1
32	G2/1A	Foot control cover	1



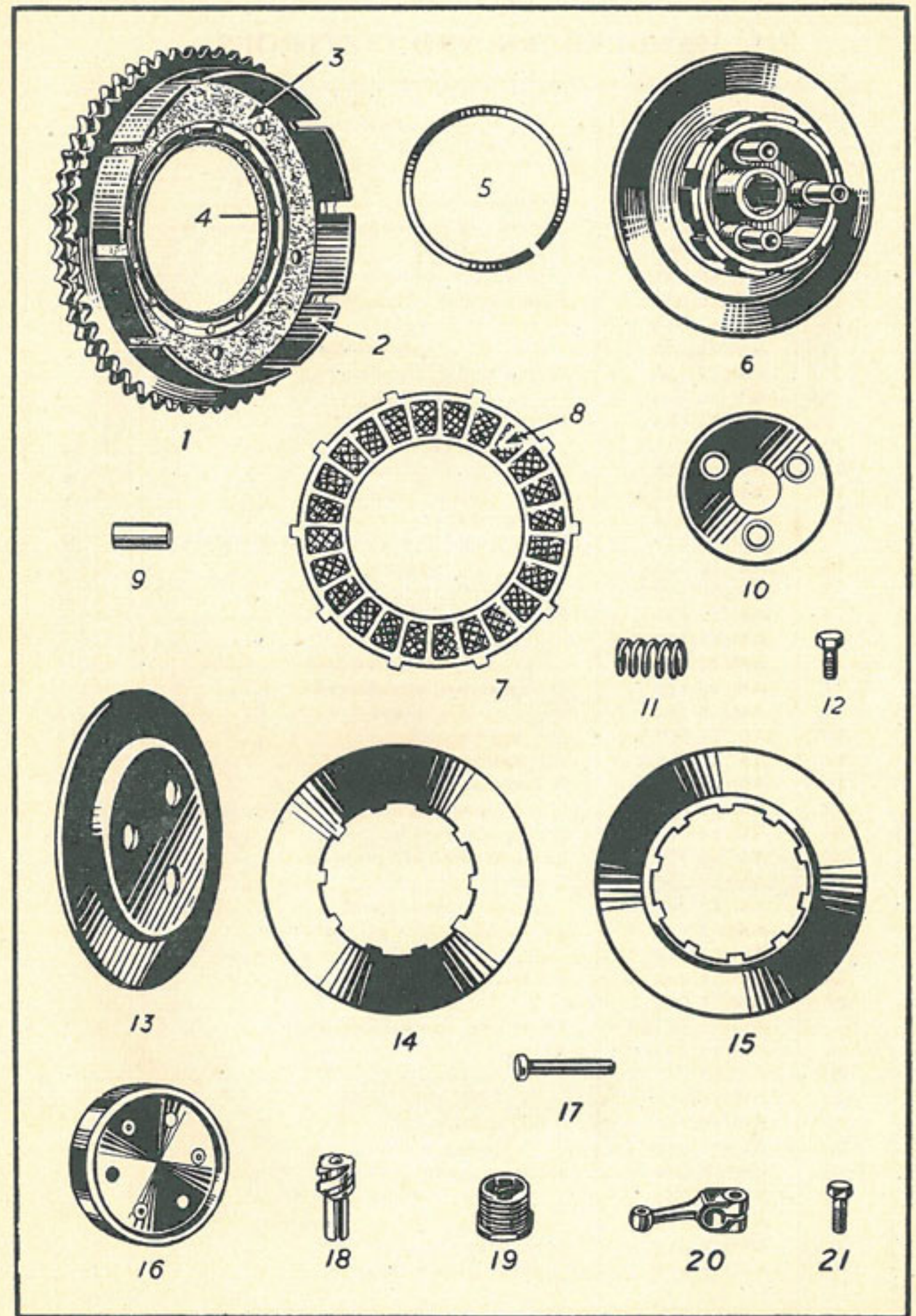
GEAR-BOX—Contd.

Illus. No.	No. of part.	Description.	No. per set
1	FC57/H ..	Foot control cover screw, $\frac{1}{4} \times 1 \frac{1}{16}$..	4
2	FC57/H/S ..	" " " " $\frac{1}{4} \times \frac{9}{16}$..	1
3	FC4 ..	" " ratchet (inner) ..	1
4	FC1 ..	" " " (outer) ..	1
5	FC44 ..	" " " operating pin ..	1
6	FC55/H ..	" " " " " bush ..	1
7	FC51 ..	" " " spring ..	1
8	FC41 ..	" " " adjuster plate ..	1
9	FC43 ..	" " " " " pin ..	2
10	FC58 ..	" " " " " bush ..	2
11	H113 ..	" " " " " nut ..	2
12	FC45 ..	" " " " " spring stop ..	1
13	FC53 ..	" " " " " plate ..	1
14	FC46 ..	" " " " " spring stop ..	1
16	FC42 ..	" " " " " stop plate and spring retainer ..	1
17	FC47/H ..	" " " " " operator shaft with lever ..	1
18	NS1 ..	" " " " " neutral lever ..	1
19	NS2 ..	" " " " " spring ..	1
20	NS3 ..	" " " " " cap ..	1
21	NS4 ..	" " " " " washer ..	1
22	NS6 ..	" " " " " eccentric bush ..	1
23	NS5 ..	" " " " " stop pin ..	1
24	NS8 ..	" " " " " securing pin ..	1
25	NS7 ..	" " " " " gear indicator ..	1
26	NS9 ..	" " " " " washer ..	1
27	FC/30/G2 ..	" " " " " lever ..	1
28	FC/30/A ..	" " " " " pinch bolt ..	1
29	FC/48 ..	" " " " " (short, inside) ..	1
30	FC/52 ..	" " " " " return spring ..	1
31	FC/49 ..	" " " " " fulcrum pin ..	1
32	TC/PZ6 ..	" " " " " grease nipple ..	1
33	G2/86 ..	Clutch operating rod ..	1



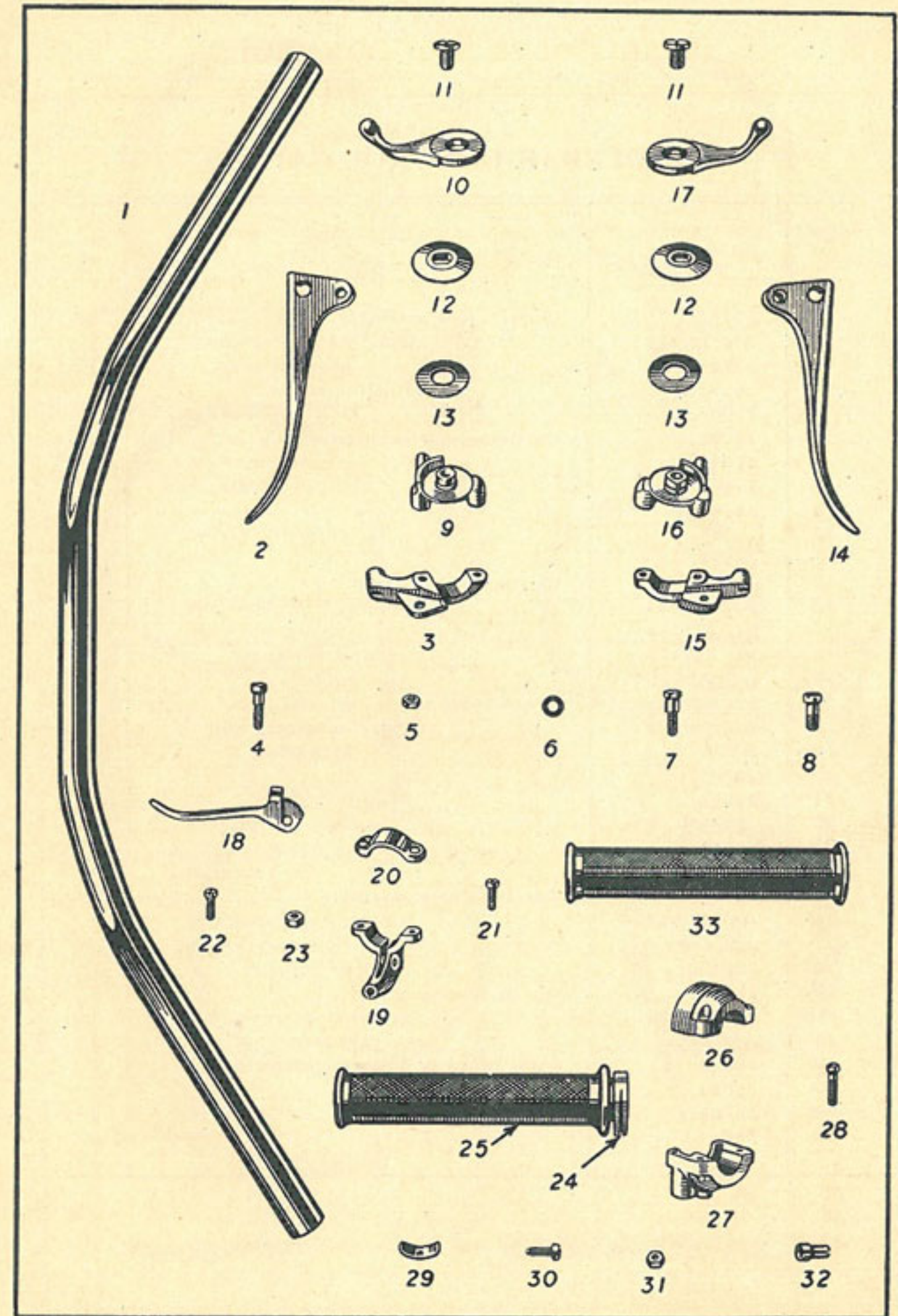
CLUTCH

Illus. No.	No. of part.	Description.	No. per set
	28433/G2 ..	Clutch assembly	1
1	27535/G2 ..	" sprocket 56T. and drum assembly	1
2	H81	" " drum	1
	G74A	" " rivets	15
3	H82-FDA ..	" " ferodo disc	2
	C10	" " rivet	5
4	G74	" " ball cage	2
	G66	" " rivet	15
	G76	" " balls	54
5	H72	" retaining spring	1
6	G68/123/S ..	" centre and back plate assembly..	1
7	H89	" plate with cork inserts	3
8	G67/2	" " cork insert	72
9	G72	" stud distance tube	3
10	G71	" centre retaining ring	1
11	G78	" spring	6
12	G80	" " screw	3
13	G77	" front plate.. .. .	1
14	G75	" intermediate plate (flat)	1
15	G75A	" " (dished)	2
16	G79/G	" cap	1
17	H66B	" operating pad	1
18	G2/9.. ..	" " worm	1
19	G2/10	" " nut	1
20	G2/41	" " lever	1
21	G2/43	" " pin	1



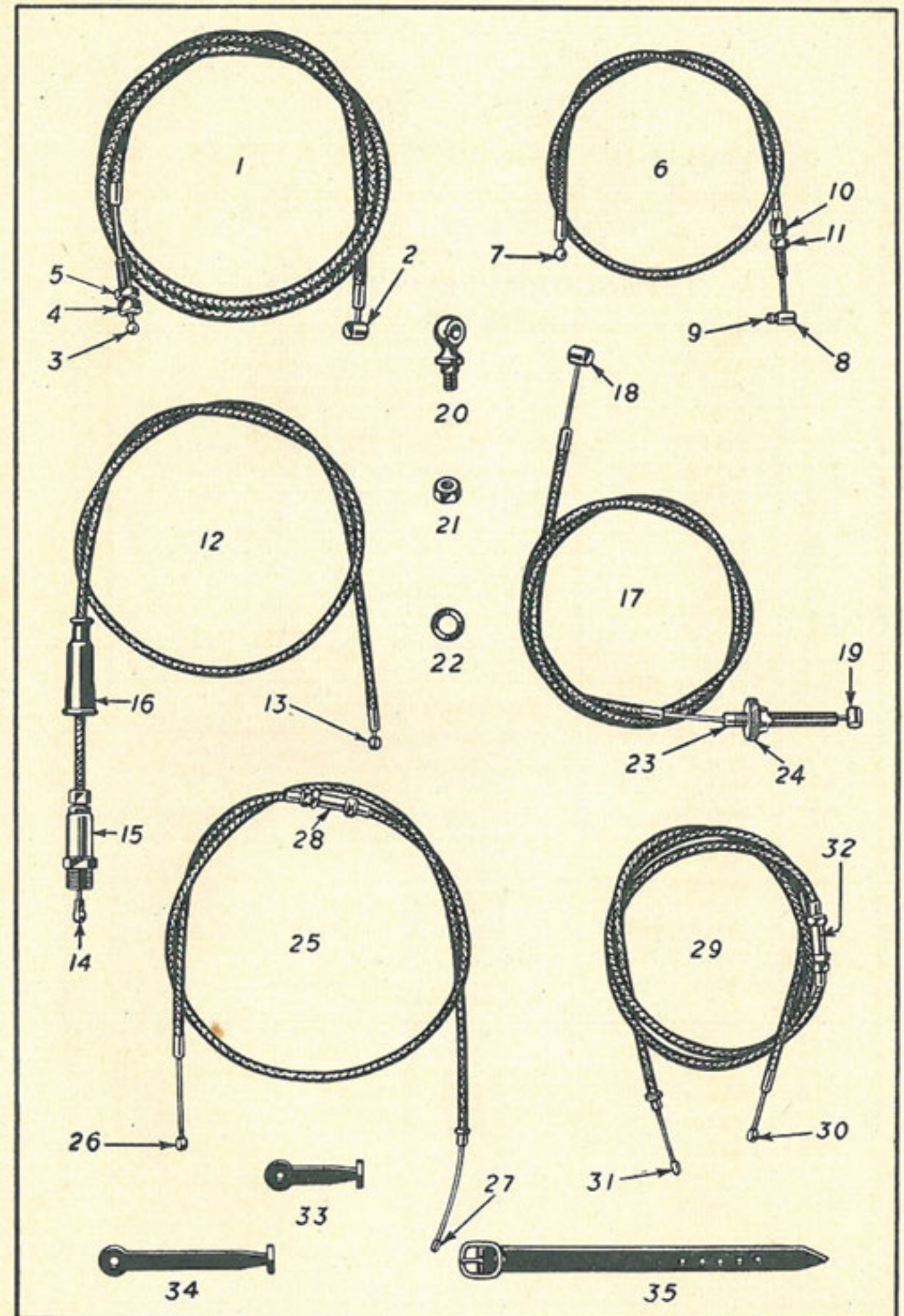
HANDLEBARS AND CONTROLS

Illus. No.	No. of part.	Description.	No. per set
1	34625.. ..	Handlebar bend	1
	AM/18/618 ..	Clutch and magneto control complete..	1
2	AM/18/543 ..	Clutch lever	1
3	AM/18/237 ..	" " bracket	1
4	AM/18/087 ..	Fulcrum pin	1
5	AM/18/053 ..	" " nut	1
6	AM/70/016 ..	" " lock washer	1
7	AM/18/136 ..	Clamp screw, shouldered	1
8	AM/18/135 ..	" " plain	1
9	AM/12/008 ..	Magneto control body	1
10	AM/12/017B	" lever	1
11	AM/12/029 ..	Control bolt	1
12	AM/12/031 ..	" cap	1
13	AM/12/033 ..	Spring washer	1
	AM/18/548 ..	Front brake and air control complete..	1
14	AM/18/535 ..	" " lever	1
15	AM/18/240 ..	" " " bracket	1
4	AM/18/087 ..	Fulcrum pin	1
5	AM/18/053 ..	" " nut	1
6	AM/70/016 ..	" " lock washer	1
7	AM/18/136 ..	Clamp screw, shouldered	1
8	AM/18/135 ..	" " plain	1
16	AM/12/007 ..	Air lever body	1
17	AM/12/016B	Air lever	1
11	AM/12/029 ..	Control bolt	1
12	AM/12/031 ..	" cap	1
13	AM/12/033 ..	Spring washer	1
	AM/18/453 ..	Exhaust control complete	1
18	AM/18/162 ..	Exhaust lever	1
19	AM/18/161 ..	" lever bracket	1
20	AM/12/040 ..	" " " clamp	1
21	AM/11/014 ..	" " " " screw	2
22	AM/11/014 ..	Fulcrum pin	1
23	AM/18/060 ..	" " nut	1
	AM/16/121CE	Twist grip control complete	1
24	AM/16/309 ..	Rotor	1
25	AM/16/071 ..	" rubber	1
26	AM/16/060 ..	Body, top half	1
27	AM/16/061 ..	" bottom half	1
28	AM/11/013 ..	" fixing screw	2
29	AM/16/008 ..	Friction spring	1
30	AM/16/009 ..	" " screw	1
31	AM/16/010 ..	" " " locknut	1
32	AM/16/011 ..	Cable stop	1
33	AM/16/074 ..	Dummy grip, rubber	1



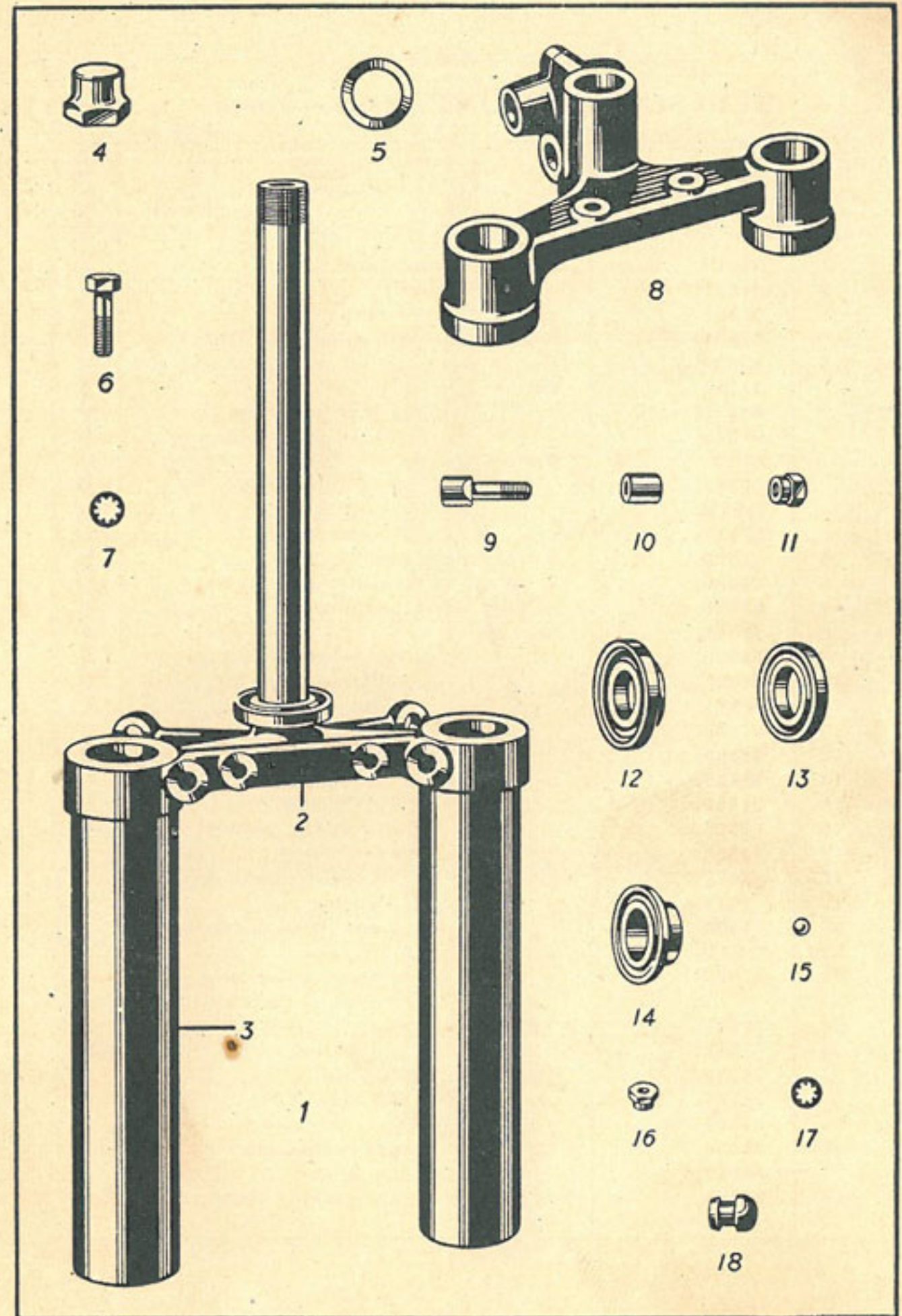
HANDLEBAR CONTROL CABLES

Illus. No.	No. of part.	Description.	No. per set
1	35742..	Clutch cable assembly	1
2	AM/18/088 ..	" " nipple, handlebar end ..	1
3	35708..	" " " gearbox end ..	1
4	9283..	" " adjusting screw ..	1
5	27000..	" " " " locknut ..	1
6	34262..	Decompressor cable assembly ..	1
7	27042..	" " nipple, handlebar end ..	1
8	27669..	" " " engine end ..	1
9	32483..	" " " screw ..	1
10	916..	" " adjusting screw ..	1
11	25498..	" " " " locknut ..	1
12	31436..	Magneto cable assembly	1
13	AM/12/034 ..	" " nipple, handlebar end ..	1
14	LU/455788 ..	" " " magneto end ..	1
15	LU/463107 ..	" " control parts, set ..	1
16	LU/M2841/4	" " cap, rubber	1
17	32937..	Brake cable assembly	1
18	AM/18/088 ..	" " nipple, handlebar end ..	1
19	3/708 ..	" " " brake end ..	1
20	25305..	" " stop	1
21	26998..	" " nut	1
22	8134..	" " washer	1
23	14981..	" " adjusting screw	1
24	14980..	" " " " locknut ..	1
25	33603..	Throttle cable assembly	1
26	AM/12/034 ..	" " nipple, handlebar end ..	1
27	AM/1482 ..	" " " carburettor " ..	1
28	33613..	" " " midway adjuster ..	1
29	33608..	Air cable assembly	1
30	AM/12/034 ..	" " nipple, handlebar end ..	1
31	AM/1482 ..	" " " carburettor " ..	1
32	33613..	Cable midway adjuster, throttle or air	1
33	35604..	" strap, 2" long	2
34	35603..	" " 3 1/2" "	1
35	29610..	" " 7" "	2



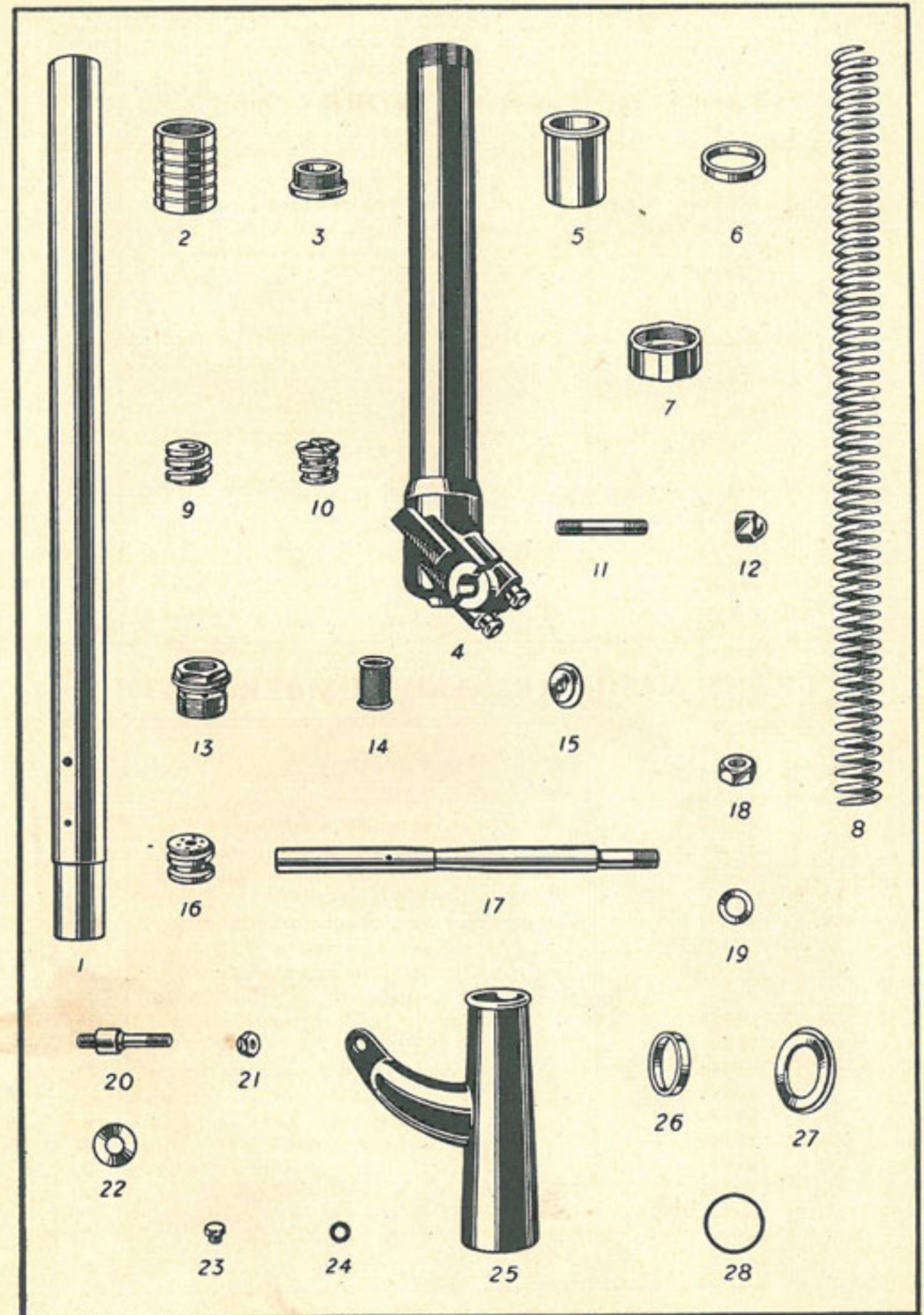
TELESCOPIC FRONT FORK

Illus. No.	No. of part.	Description.	No. per set
	35243.. ..	Front fork assy. c/w steering stem ..	1
1	35244.. ..	Steering stem c/w lower dust covers ..	1
2	35641.. ..	Steering stem less lower dust covers ..	1
3	31319.. ..	" " dust cover only ..	2
4	31445.. ..	" " locknut ..	1
5	32378.. ..	" " " washer ..	1
6	31496.. ..	Fork crown clamp screw ..	2
7	27918.. ..	" " " washer ..	2
8	35115.. ..	Ball head clip c/w handle bar bracket ..	2
9	31487.. ..	" " " bolt ..	1
10	31488.. ..	" " " sleeve ..	1
11	32093.. ..	" " " nut ..	1
12	27248.. ..	" race (head clip) ..	1
13	27249.. ..	" " (crown) ..	1
14	34085.. ..	" " (frame) ..	2
15	32018.. ..	" $\frac{1}{4}$ " dia. ..	38
	32362.. ..	Ball head clip handlebar stud $\frac{5}{16}$ " \times $1\frac{1}{4}$ " \times 22 ..	2
16	34705.. ..	" " " " " nut $\frac{5}{16}$ " \times 22 ..	2
17	27919.. ..	" " " " " washer $\frac{5}{16}$ " ..	2
18	31499.. ..	Fork buffer (rubber) ..	2
	8351.. ..	" " " washer ..	2



TELESCOPIC FRONT FORK—Contd.

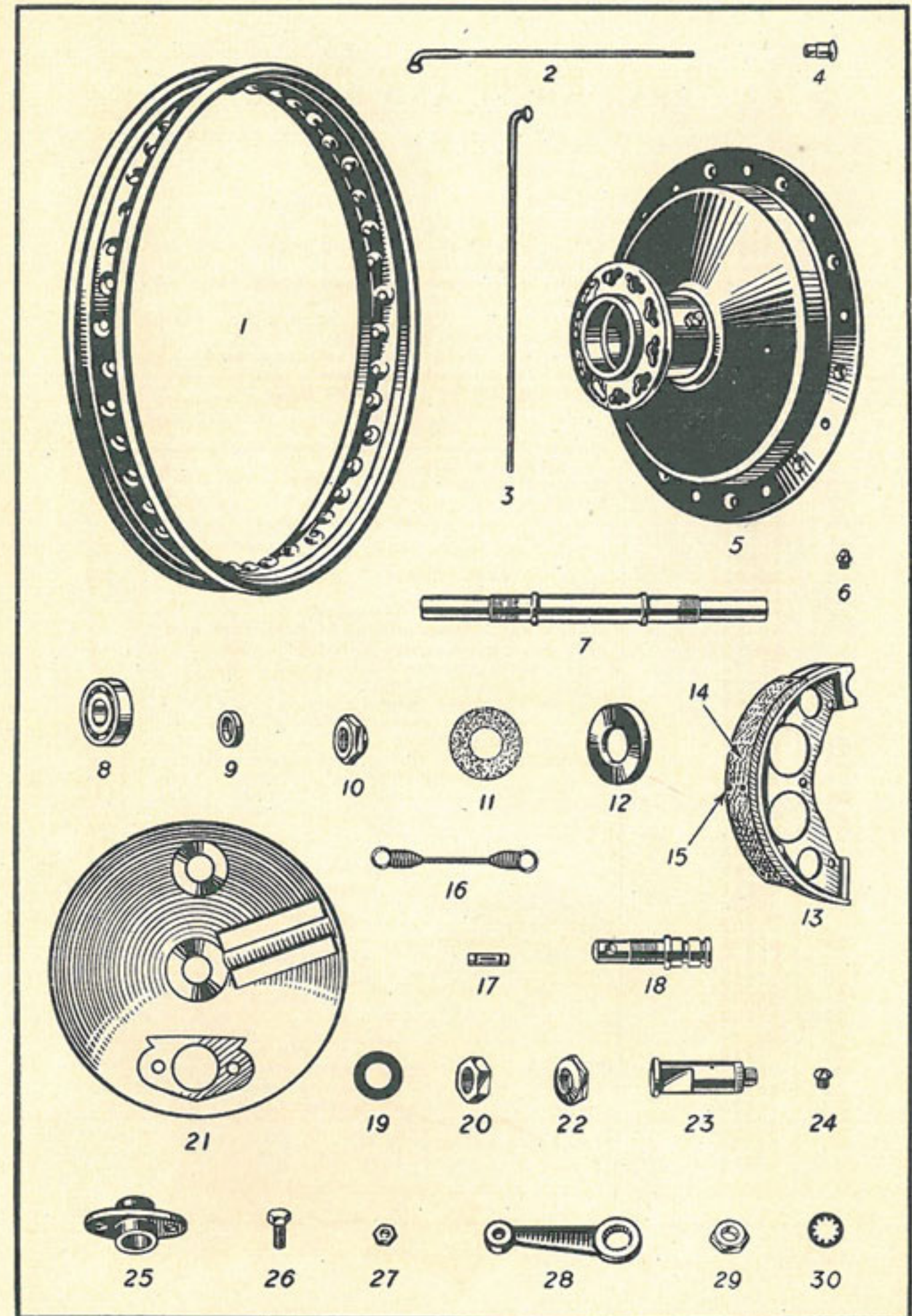
Illus. No.	No. of part.	Description.	No. per set
1	31317..	Main tube (top, fixed)	2
2	31321..	" " bush	2
3	31324..	" " valve port	2
	32829..	Bottom tube with spindle lug (R.H.) ..	1
4	32830..	" " " " " (L.H.) ..	1
	31318..	Bottom tube only	2
	31332..	" " lug R.H. with cap	1
	31333..	" " " L.H. studs and nuts ..	1
	ST52 ..	Bottom lug cap	2
	32363..	" " stud $\frac{5}{16}$ " \times $1\frac{3}{8}$ " \times 22 ..	4
	DE110 ..	" " nut $\frac{5}{16}$ " \times 22	4
	27917..	" " washer $\frac{5}{16}$ "	4
5	31320..	Bottom tube bush	2
6	31956..	" " oil seal	2
7	31322..	" " gland nut	2
8	31326..	Fork spring	2
9	31329..	" " guide (centre of spring) ..	2
10	31327..	" " scroll (steel, top)	2
11	31341..	" " " stud	2
12	31342..	" " " nut	2
13	31339..	" " air filter body	2
14	31485..	" " " gauze	2
15	31486..	" " " collar	2
16	31328..	" " scroll (bronze, bottom) ..	2
17	31336..	" " stud (10" long)	2
18	7598..	" " nut (bottom of stud) ..	2
19	7914..	" " washer	2
20	31489..	" " end (thro. bronze scroll) ..	2
21	DE110 ..	" " " nut	2
22	31323..	" " oil return valve disc, (below 31328)	2
23	10996..	" " oil level plug	2
24	31497..	" " " washer	2
	33246..	" " end cover (domed)	2
	33567..	Lamp bracket and tube, R.H. ..	1
25	33568..	" " " " L.H.	1
26	35434..	" " tube rubber washer	2
27	32073..	" " " collar	2
28	35433..	" " " packing collar	2



FRONT WHEEL AND BRAKE

Illus. No.	No. of part.	Description.	No. per set
	34137.. ..	Wheel c/w brake assy., less tyre (WM 1-21 rim)	1
	32831.. ..	Wheel c/w brake assy., less tyre (WM 2-19 rim)	1
1	34138.. ..	" rim WM 1-21 chromium plated (drilled for security bolt) ..	20
	29433.. ..	" " WM 2-19 chromium plated	1
2	*28658.. ..	" spoke $7\frac{9}{16}$ " x 10G. B8G } for rim	20
3	*34623.. ..	" " $9\frac{1}{8}$ " x 10G. B8G } WM1-20	20
	*29159.. ..	" " $8\frac{1}{2}$ " x 10G. B8G } for rim	20
	*29205.. ..	" " $6\frac{1}{2}$ " x 10G. B8G } WM 2-19	20
4	*29206.. ..	" " nipple	40
	35642.. ..	Tyre security bolt (Rim WM1-21 only)	1
5	31344.. ..	Hub and brake drum with grease nipple	1
6	TC/PZ6 ..	" grease nipple	1
7	31345.. ..	" spindle	1
8	SKF/RLS5 ..	" journal bearing, $\frac{5}{8}$ " x $1\frac{3}{16}$ " x $\frac{7}{16}$ " ..	2
9	30538.. ..	" " " distance washer	1
10	31352.. ..	" " " retaining nut ..	1
11	21466.. ..	" felt washer	2
12	21930.. ..	" dust excluder	1
13	28620.. ..	Brake shoe with lining and spring posts	2
14	26835.. ..	" " lining, 1 " x $5\frac{3}{4}$ " x $\frac{1}{4}$ " ..	2
15	29684.. ..	" " " rivet	12
16	29236.. ..	" " " return spring	4
17	29237.. ..	" " " " post	4
18	31348.. ..	" " " pivot pin	1
19	17551.. ..	" " " " washer	1
20	28715.. ..	" " " " locknut, $\frac{5}{8}$ " x 26 ..	1
21	34906.. ..	" cover plate	1
22	31347.. ..	" " " nut	1
23	27067.. ..	" operating cam	1
24	14472.. ..	" " " " plug screw	1
25	26836.. ..	" " " " bush	1
26	27285.. ..	" " " " pin, $\frac{1}{4}$ " x $\frac{5}{8}$ " x 26	2
27	7916.. ..	" " " " nut	2
28	31709.. ..	" " " " lever	1
29	10814.. ..	" " " " nut, $\frac{7}{16}$ " dia. ..	1
30	14613.. ..	" " " " spring washer ..	1

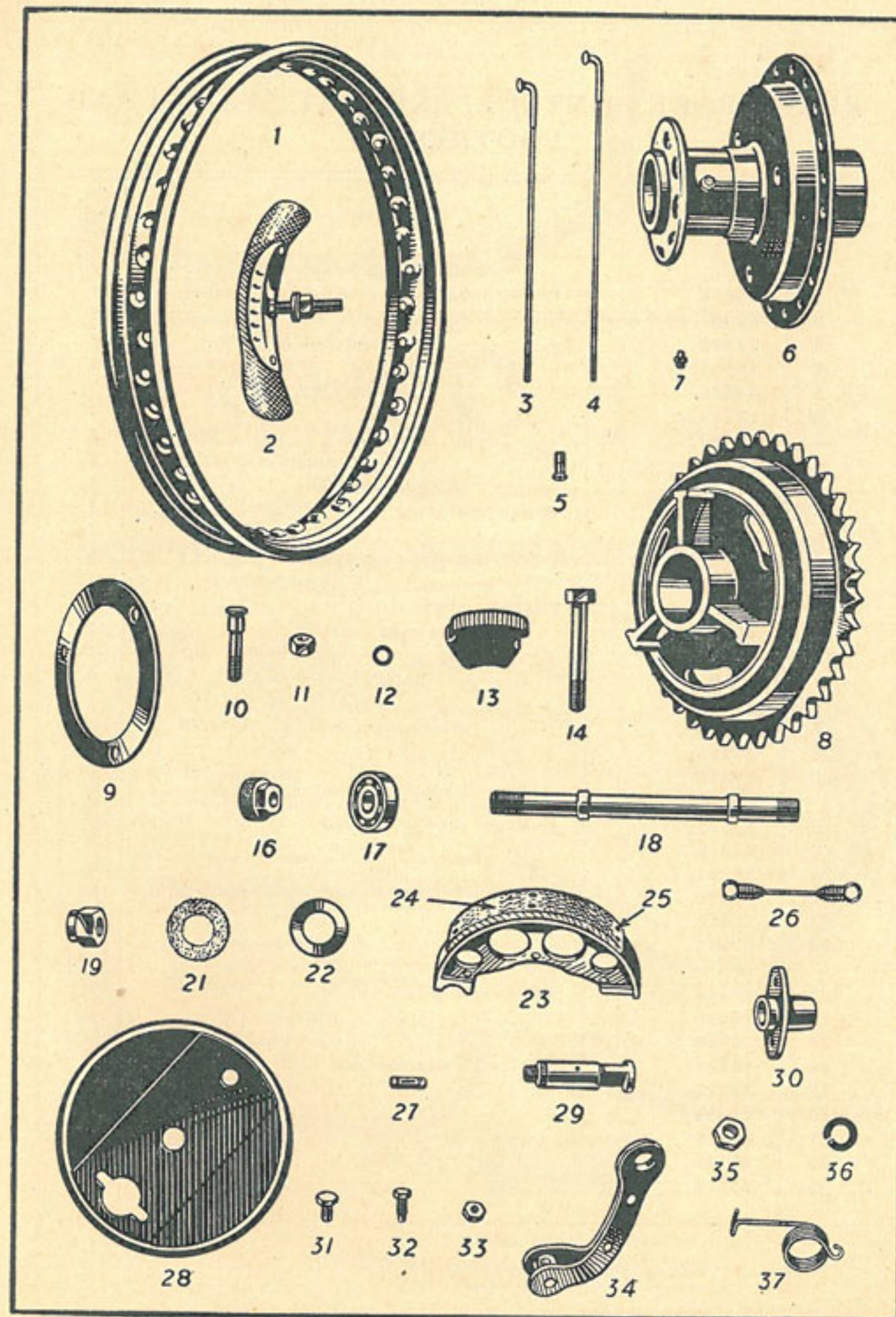
*Spokes and nipples screwed .140" dia. x 40 T.P.I.



REAR WHEEL AND BRAKE

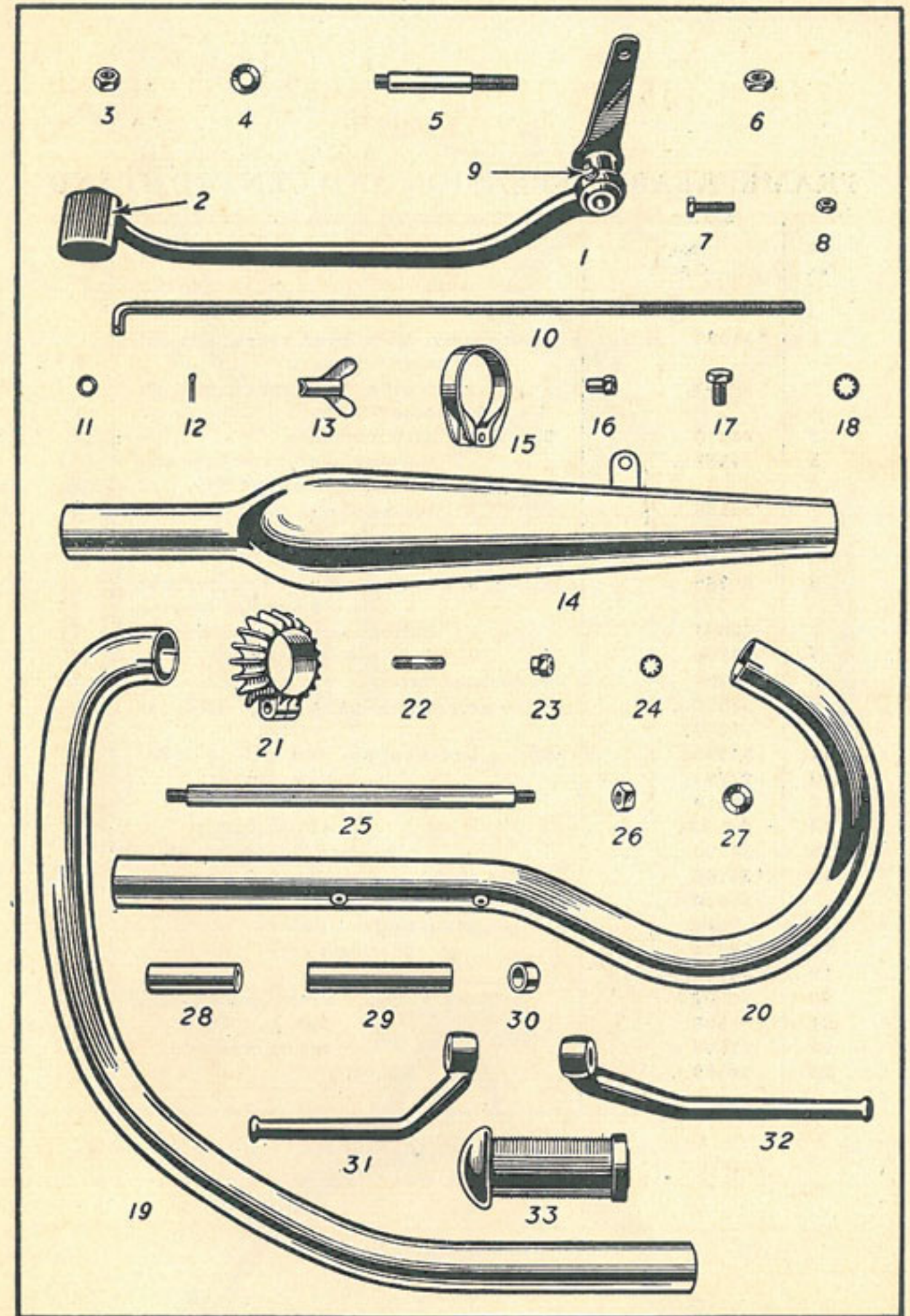
Illus. No.	No. of part.	Description.	No. per set
	34139..	Wheel c/w cush drive and brake assy. less tyre, (WM3-19 rim)	1
	35146..	Wheel c/w cush drive and brake assy. less tyre, (WM2-19 rim)	1
1	34140..	Wheel rim WM3-19, chromium plated (drilled for security bolt)	1
2	29433..	Wheel rim WM2-19, chromium plated	1
3	35643..	" security bolt for tyre	1
4	*29160..	" spoke, 7 $\frac{1}{2}$ " long 10G B8G	20
5	*29159..	" " 8 $\frac{1}{2}$ " " " "	20
6	*29206..	" " nipple " " "	40
7	32976..	Hub with grease nipple, less drum and sprocket	1
8	TC/PZ6	" grease nipple	1
9	31990..	Brake drum and sprocket, 38T	1
10	10097..	Sprocket lock ring	1
11	32431..	" " " pin	3
12	26158..	" " " nut	3
13	14691..	" " " washer	3
14	26193..	" cush rubber	6
16	32981..	Hub centre bolt	1
17	32979..	" spacing collar (knurled)	1
18	32980..	Rear hub distance piece (In L.H. fork end)	1
19	SKF/RLS5	Hub journal bearing, $\frac{3}{8}$ " x $1\frac{1}{8}$ " x $\frac{1}{8}$ "	2
21	32978..	" bearing sleeve	1
22	28832..	" nut	1
23	21466..	" felt washer (brake side, $\frac{1}{8}$ " x $1\frac{1}{8}$ " x $\frac{1}{8}$ "	1
24	33415..	" " (speedo. side, $\frac{1}{8}$ " x $1\frac{1}{8}$ " x $\frac{1}{8}$ "	1
25	31998..	" grease retainer	1
26	28620..	Brake shoe with lining and spring posts	2
27	26835..	" " lining, 1" x 5 $\frac{1}{2}$ " x $\frac{1}{4}$ "	2
28	29684..	" " rivet	12
29	29236..	" " spring	4
30	29237..	" " post	4
31	33863..	" " pivot pin	1
32	33864..	" " locknut $\frac{1}{8}$ " x 26	1
33	15111..	" " washer	1
34	35506..	Brake cover plate	1
35	30807..	" " anchor nut	1
36	27086..	Brake operating cam	1
37	14472..	" " plug screw	1
	27980..	" " bush	1
	26309..	" " pin, $\frac{1}{8}$ " x $\frac{1}{8}$ " x 26	1
	35140..	" " " " " (special)	1
	7916..	" " " " pin nut	2
	23736..	" " lever and trunnion	1
	10314..	" " nut, $\frac{1}{8}$ " dia.	1
	14613..	" " washer	1
	35139..	" return spring	1
	33780..	Rear hub adjuster R.H.	1
	33781..	" " " L.H.	1

*Spokes and nipples screwed .140" dia. x 40 T.P.I.



REAR BRAKE CONTROL, EXHAUST SYSTEM AND FOOTRESTS

Illus. No.	No. of part.	Description.	No. per set
1	33856..	Brake pedal with rubber and greaser ..	1
2	32083..	" " rubber ..	1
3	26995..	" " securing nut $\frac{3}{8}'' \times 26$..	1
4	15641..	" " " " washer ..	1
5	34136..	" " fulcrum stud ..	1
6	10314..	" " " " nut $\frac{3}{8}''$..	1
7	4860..	" " stop pin, $\frac{1}{4}'' \times 1\frac{1}{16}'' \times 26$..	1
8	27000..	" " " " locknut ..	1
9	TC/PZ6	" " grease nipple ..	1
10	33860..	Brake operating rod ..	1
11	14691..	" " " " washer, $\frac{5}{16}''$..	1
12	30779..	" " " " split pin, $\frac{1}{16}'' \times \frac{3}{4}''$..	1
13	17691..	" " " " adjusting nut ..	1
14	34355..	Silencer, standard ..	1
	35484..	" upswept ..	1
15	12882..	" clip ..	1
7	4860 ..	" " bolt, $\frac{1}{4}'' \times 1\frac{1}{16}'' \times 26$..	1
16	12881..	" " " " nut ..	1
17	16320..	" " attachment bolt, $\frac{3}{8}'' \times \frac{5}{8}'' \times 26$..	1
3	26995..	" " " " nut ..	1
18	27918..	" " " " shakeproof washer ..	1
19	35375..	Exhaust pipe, standard ..	1
20	35376..	" " upswept ..	1
21	26281..	" " clip (head) ..	1
22	22550..	" " " " stud, $\frac{5}{16}'' \times 1\frac{3}{8}'' \times 26$..	1
23	7216..	" " " " nut ..	1
24	27917..	" " " " shakeproof washer ..	1
25	33351..	Footrest support bar ..	1
26	10315..	" " " " nut $\frac{3}{8}'' \times 26$..	2
27	6740..	" " " " washer ..	2
28	15749..	Footrest distance tube L.H. $2\frac{1}{2}''$..	1
29	23333..	" " " " centre, $4''$..	1
30	24238..	" " " " R.H. $\frac{1}{2}''$..	1
31	33119..	" " arm, L.H. ..	1
32	33162..	" " " " R.H. ..	1
33	25838..	" " " " rubber ..	1

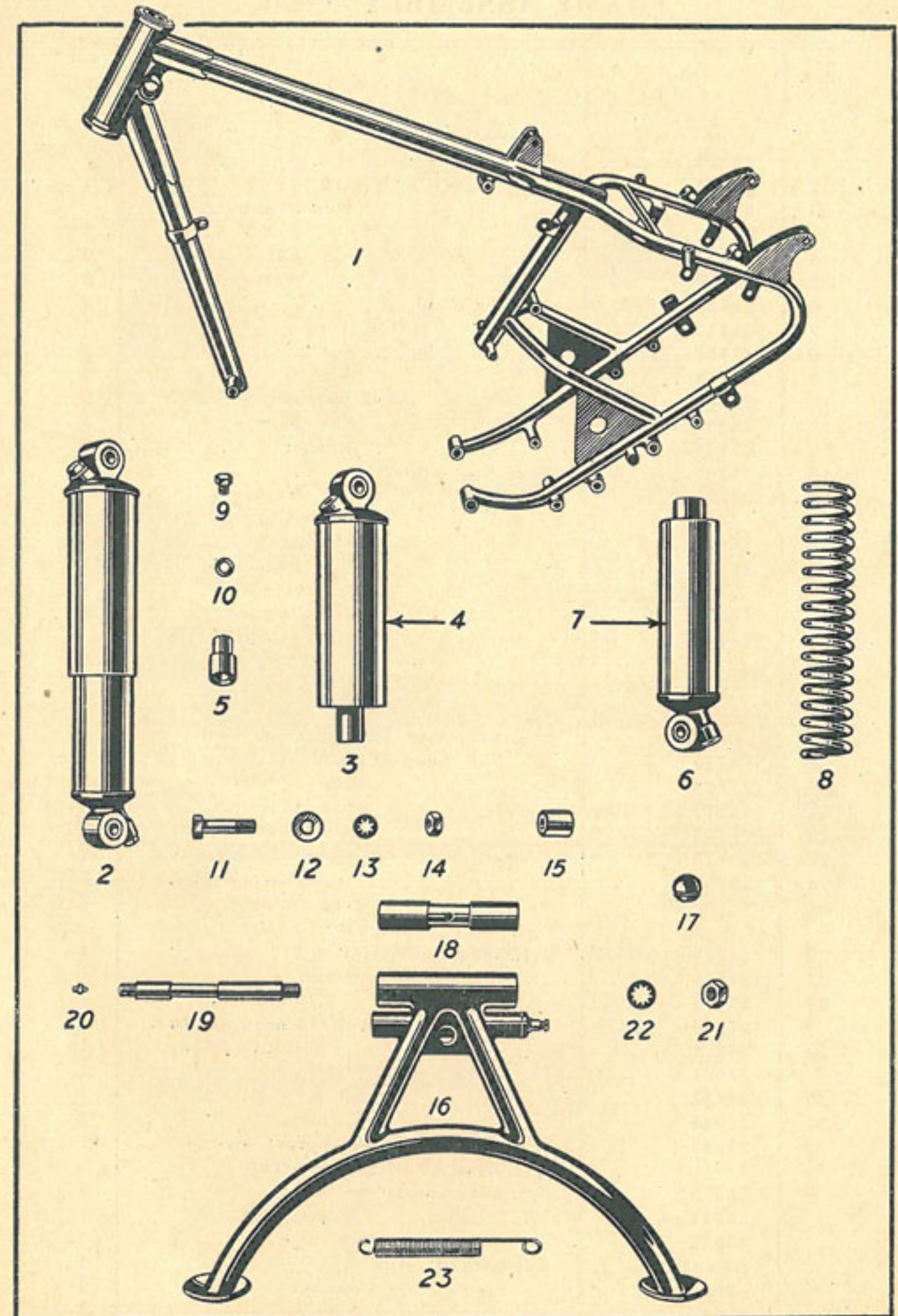


FRAME, REAR SUSPENSION AND CENTRE STAND

Illus. No.	No. of part.	Description.	No. per set
1	*34077.. ..	Frame assy. with head races, less all other loose fittings.. ..	1
	†34659.. ..	Frame assy. with head races, less all other loose fittings.. ..	1
2	34276.. ..	Spring box assy. complete	2
3	34288.. ..	" " top assy. with outer tube and Silentbloc bearing	2
	35188.. ..	" " top assy. less outer tube	4
4	34279.. ..	" " " outer tube	2
5	35184.. ..	" " valve port assy.	2
6	34289.. ..	Spring box bottom assy. with outer tube and Silentbloc bearing	2
	35637.. ..	" " bottom assy. less outer tube	2
7	33700.. ..	" " " outer tube	2
8	34284.. ..	Suspension spring	2
9	33587.. ..	Filler and drain plug $\frac{5}{16}'' \times \frac{5}{16}'' \times 22$	4
10	31497.. ..	" " " washer	4
11	34103.. ..	Spring box pivot pin (top) $\frac{3}{8}'' \times 1\frac{1}{2}'' \times 20$	2
12	33783.. ..	" " " lock washer	4
13	30410.. ..	" " " washer	4
14	DE.394	" " " nut $\frac{3}{8}'' \times 20$	4
15	34290.. ..	" " " bearing (Silentbloc XN.86)	4
16	*34106.. ..	Centre stand	1
	†35066.. ..	" " "	1
17	7043.. ..	" " buffer (rubber)	1
18	33824.. ..	" " bearing sleeve	1
19	34113.. ..	" " spindle	1
20	TC/PZ6	" " grease nipple	1
21	1898.. ..	" " nut $\frac{7}{16}'' \times 26$	2
22	27919.. ..	" " spring washer	2
23	34908.. ..	" " spring	1


* Frame Nos. 11,101—11,350.

† " " 11,351—12,350.




FRAME ASSEMBLY—Contd.

Illus. No.	No. of part.	Description.	No. per set
1	34100..	Front engine plate, R.S.	1
2	34101..	" " " L.S.	1
3	35481..	" " " stud (frame)	1
		$\frac{1}{2}'' \times 5'' \times 26$	1
4	402..	" " " nut	2
5	27920..	" " " washer	2
6	32636..	Gearbox plate	2
7	35417..	" " stud (frame)	1
		$\frac{7}{16}'' \times 4\frac{13}{16}'' \times 26$	1
8	1898..	" " " nut	2
9	27919..	" " " washer	2
10	20689..	" " stud (gearbox)	2
		$\frac{5}{16}'' \times 4\frac{1}{2}'' \times 26$	2
11	26997..	" " " nut	4
12	27917..	" " " washer	4
13	34104..	Rear engine plate	2
14	34322..	" " " stud (frame)	1
		$\frac{3}{8}'' \times 9\frac{1}{8}'' \times 26$	1
15	26995..	" " " stud nut	2
16	27918..	" " " shakeproof washer	1
	34099..	" " " distance tube	1
17	14176..	" " " stud (gearbox)	1
		$\frac{1}{2}'' \times 5\frac{13}{16}'' \times 26$	1
4	405..	" " " nut	2
5	27920..	" " " washer	2
18	35170..	Chainstay assy. bushed	1
19	33785..	" bearing bush	2
20	33786..	" tube	1
21	33777..	" stud	1
22	33787..	" thrust washer	2
23	33775..	" nut	2
24	33789..	" lock screw 2BA $\times \frac{5}{32}$	2
25	TC/PZ65	" grease nipple, 45°	1
<i>Cyl. head steady, front fixing</i>			
26	34654..	Cyl. head steady fork end	1
27	34655..	" " " eye bolt	1
28	27944..	" " " locknut	1
	27944..	" " " stud (In head, see p. 8)	1
29	35271..	" " " distance piece	1
	27621..	" " " nut	1
30	34658..	" " " bolt $\frac{1}{8}'' \times \frac{13}{16}'' \times 22$	1
31	27944..	" " " nut	1
32	27917..	" " " shakeproof washer	1
<i>Cyl. head steady, rear fixing</i>			
	35372..	Cyl. head steady eye bolt	1
	35373..	" " " sleeve	1
	35732..	" " " locknut	1
	DE425	Eye bolt att. stud	1
	8634..	" " " washer	2
	27944..	" " " nut	2



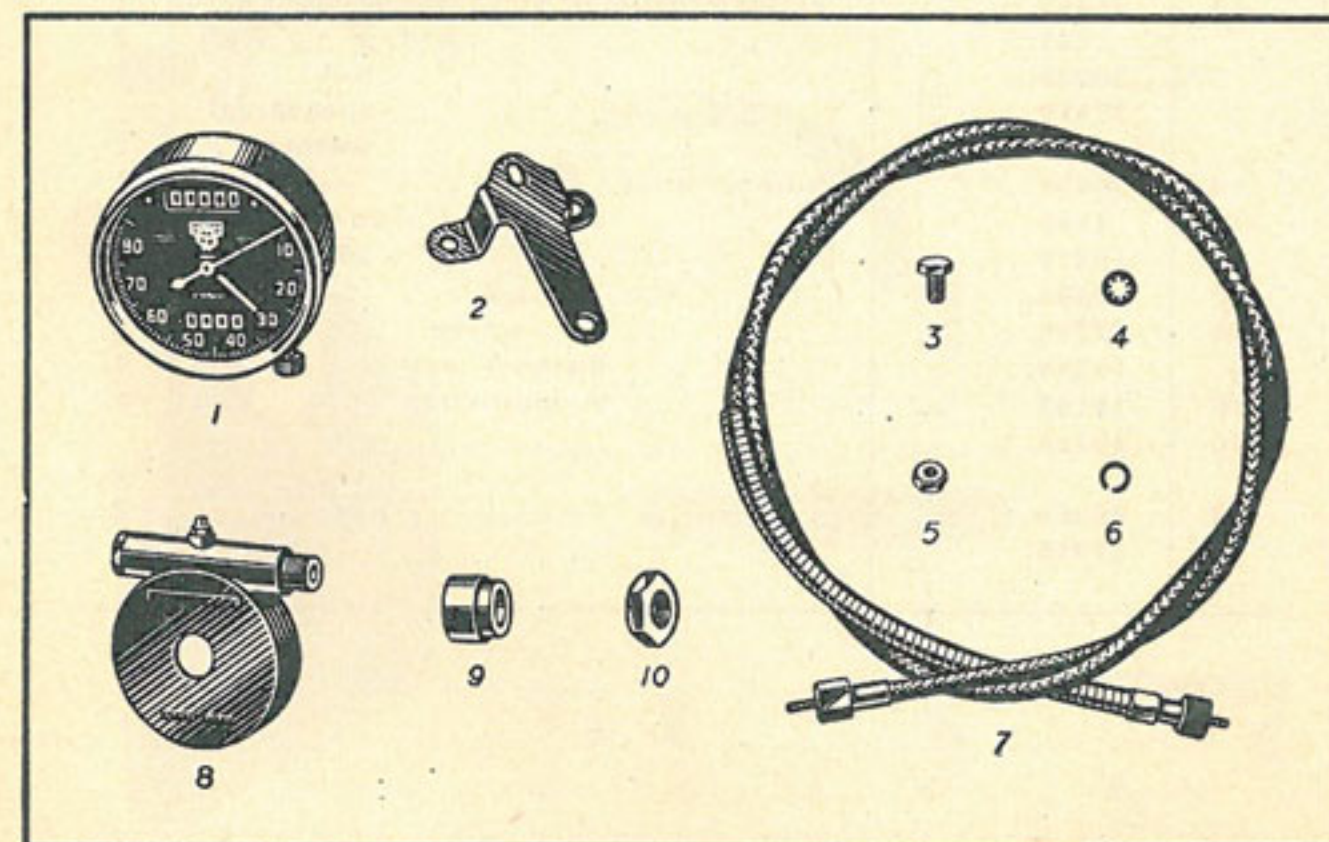
BATTERY CARRIER AND AIR FILTER

Illus. No.	No. of part.	Description.	No. per set
1	34191.. ..	Battery carrier complete	1
2	24145.. ..	" " bolt (top) $\frac{5}{16}$ " \times $\frac{1}{2}$ " \times 26	1
3	27001.. ..	" " " nut	1
4	27917.. ..	" " " shakeproof washer	1
5	35377.. ..	Air filter	1
6	32938.. ..	" " rubber connection tube ..	1
7	12659.. ..	" " bolt, $\frac{5}{16}$ " \times $\frac{1}{2}$ " \times 26	2
8	7915.. ..	" " " washer	2
9	35379.. ..	" " bracket	1
10	19329.. ..	Battery carrier and air filter stud $\frac{5}{16}$ " \times $2\frac{1}{8}$ " \times 26	1
	27001.. ..	" " " " " filter stud nut..	2
	27917.. ..	" " " " " " washer	2



SMITH'S SPEEDOMETER

Illus. No.	No. of part.	Description.	No. per set
1	*SM/S480/1/L	Speedometer head 80 m.p.h. trip, illuminated ..	1
	*SM/S480/5/L	" " " 140 k.p.h. trip, illuminated ..	1
2	32284.. ..	Bracket for speedometer head	1
3	28087.. ..	" " screw (fixing to fork)	2
4	27916.. ..	" " " washer	2
5	SM/N1253 ..	Nut (fixing bracket to head)	2
6	SM/W7216 ..	Spring washer	2
7	SM/53395/1..	Flexible drive complete, 54 inches ..	1
	SM/53398/1/54	" " " outer cable assembly ..	1
	SM/52108/1/54	" " " inner " " ..	1
8	SM/52283/6..	Gear box (self-contained) complete ..	1
	81997.. ..	" " " driving ring	1
9	31961.. ..	" " " spacing collar (behind back)	1
10	31963.. ..	" " " retaining nut	1



*These Part Nos. apply for standard 3.25 x 19in. rear tyre.

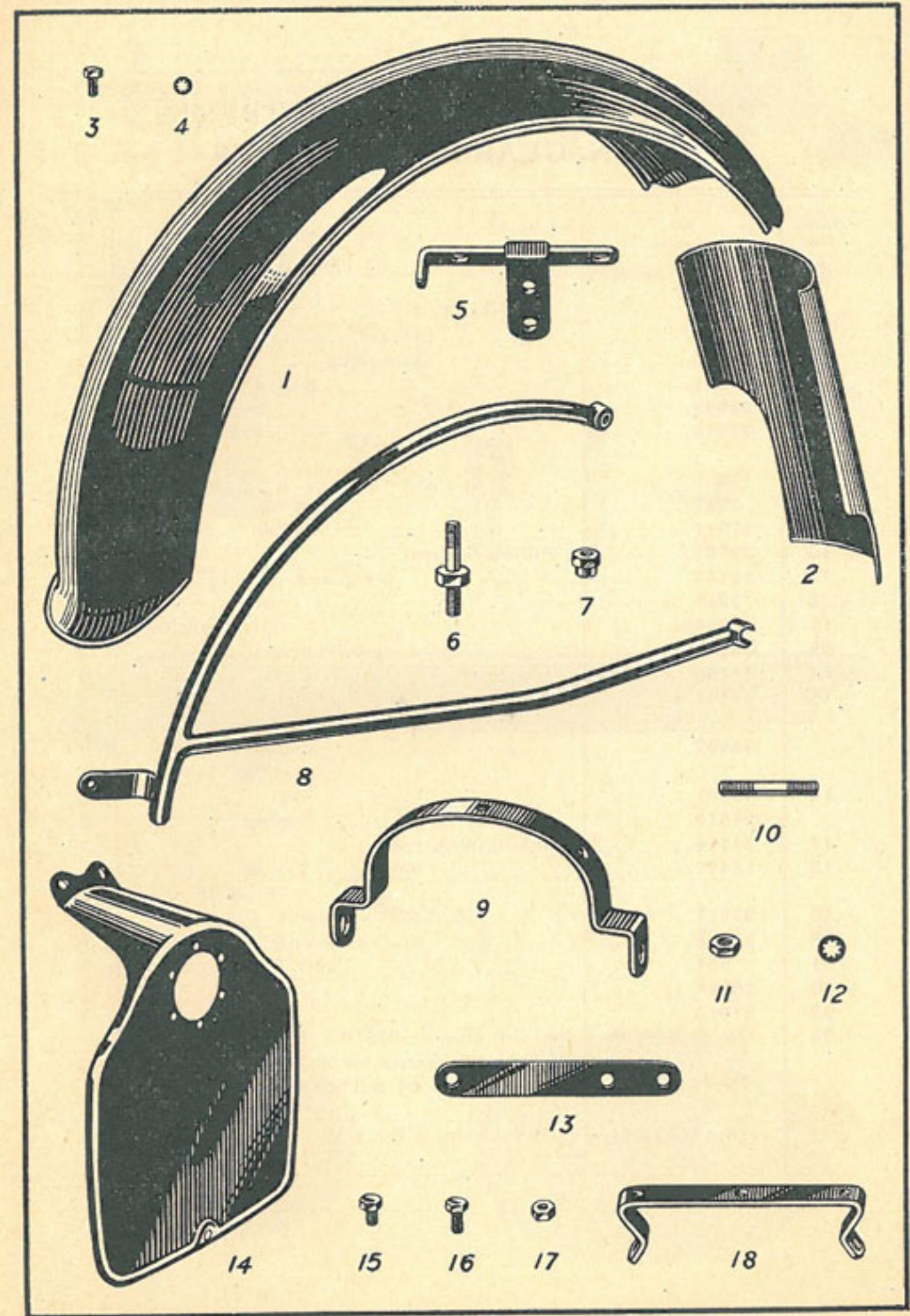
For 4.00 x 19in. rear tyre quote:-

Part No. SM/S491/1/L Speedometer Head 80 m.p.h. trip, illuminated.

Part No. SM/S491/5/L " " " 140 k.p.h. " "


REAR MUDGUARD AND NUMBER PLATE

Illus. No.	No. of part.	Description.	No. per set
1	34124.. ..	Mudguard (fixed and detachable halves)	1
2	34129.. ..	" (detachable half)	1
3	34126.. ..	" (fixed half)	1
3	251.. ..	" bolt, $\frac{1}{4}$ " \times $\frac{1}{2}$ " \times 26	7
4	26998.. ..	" " nut	7
4	27916.. ..	" " shakeproof washer	7
5	34127.. ..	Mudguard bracket (to gear box) ..	1
6	34924.. ..	" carrier stud, $\frac{5}{16}$ " \times $2\frac{3}{16}$ " \times 26 (bottom fixing)	2
7	7216.. ..	" " nut	4
8	35348.. ..	" carrier (tubular) R.H.	1
9	35349.. ..	" " " L.H.	1
9	35353.. ..	" " bridge	1
10	35360.. ..	" " stud, $\frac{5}{16}$ " \times $2\frac{3}{16}$ " \times 26 (top fixing) ..	2
11	26997.. ..	" " " nut	2
12	27917.. ..	" " " washer	2
13	35442.. ..	Voltage regulator strap (inside mudguard)	1
	251.. ..	" " " bolt, $\frac{1}{4}$ " \times $\frac{1}{2}$ " \times 26	2
	26998.. ..	" " " nut	2
	27916.. ..	" " " shakeproof washer	2
14	34901.. ..	Number plate	1
15	4281.. ..	" " bolt, $\frac{1}{4}$ " \times $\frac{3}{8}$ " \times 26 (top fixing) ..	2
16	10218.. ..	" " " $\frac{1}{4}$ " \times $\frac{9}{16}$ " \times 26 (bottom,,) ..	1
17	26998.. ..	" " " nut	3
4	27916.. ..	" " " washer	3
18	18229.. ..	" " distance washer	1
18	16183.. ..	" " support strap	1
16	10218.. ..	" " " bolt,	2
		" " " $\frac{1}{4}$ " \times $\frac{9}{16}$ " \times 26	2
17	26998.. ..	" " " bolt, nut	2
4	27916.. ..	" " " " washer	2



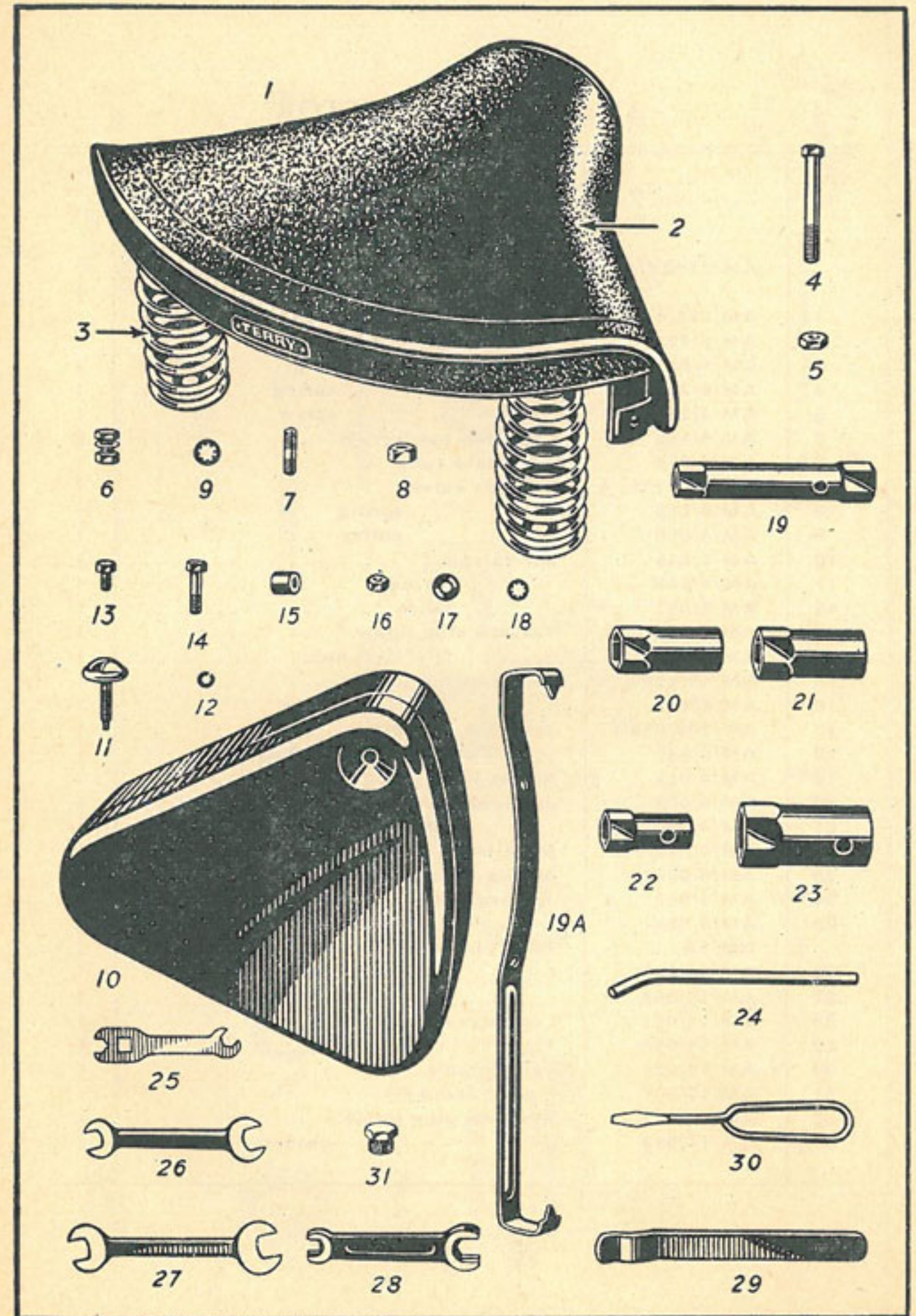
PROP STAND, PILLION FOOTRESTS,
CHAIN GUARD AND CHAINS

Illus. No.	No. of part.	Description.	No. per set
1	35093.. ..	Prop stand	1
2	35101.. ..	" " bracket	1
3	28594.. ..	" " spring clip	1
4	251.. ..	" " " " bolt, $\frac{1}{4}'' \times \frac{1}{2}'' \times 26$	1
5	26998.. ..	" " " " " nut	1
6	27916.. ..	" " " " " shakeproof washer	1
7	15253.. ..	" " pivot pin, $\frac{5}{16}'' \times 1\frac{5}{16}'' \times 26$..	1
8	3257.. ..	" " " " " nut	1
9	27917.. ..	" " " " " washer	1
10	29761.. ..	Pillion footrest	2
11	10143.. ..	" " pivot bolt $\frac{5}{16}'' \times 1\frac{1}{8}'' \times 26$	2
8	3257.. ..	" " " " " nut	2
12	30600.. ..	" " " " " spring washer	2
13	33103.. ..	" " " " " eyebolt head	2
14	35400.. ..	" " " " " stem	2
15	35401.. ..	" " " " " distance piece R.H. 1" long ..	1
	35402.. ..	" " " " " distance piece L.H. $\frac{13}{16}''$ long ..	1
16	30807.. ..	" " " " " nut	2
	27919.. ..	" " " " " washer	2
17	34114.. ..	Chainguard, rear	1
18	14447.. ..	" " bolt, $\frac{5}{16}'' \times \frac{3}{8}'' \times 26$ (F. & R. ends)	2
19	27917.. ..	" " " " " washer	2
20	35346.. ..	" " bracket (front)	1
21	251.. ..	" " " " " bolt, $\frac{1}{4}'' \times \frac{1}{2}'' \times 26$..	1
22	26998.. ..	" " " " " nut	1
23	27916.. ..	" " " " " washer	1
24	RN/114038/90	Front chain, .375" P x .628" W duplex x 90 pitches for 25T Eng. sprocket	1
	RN/114038/88	Front chain 88 pitches for 19 or 20T Eng. spr.	
25	RN/110056/94	Rear chain, $\frac{5}{8}''$ P x $\frac{3}{8}''$ W x 94 pitches ..	1



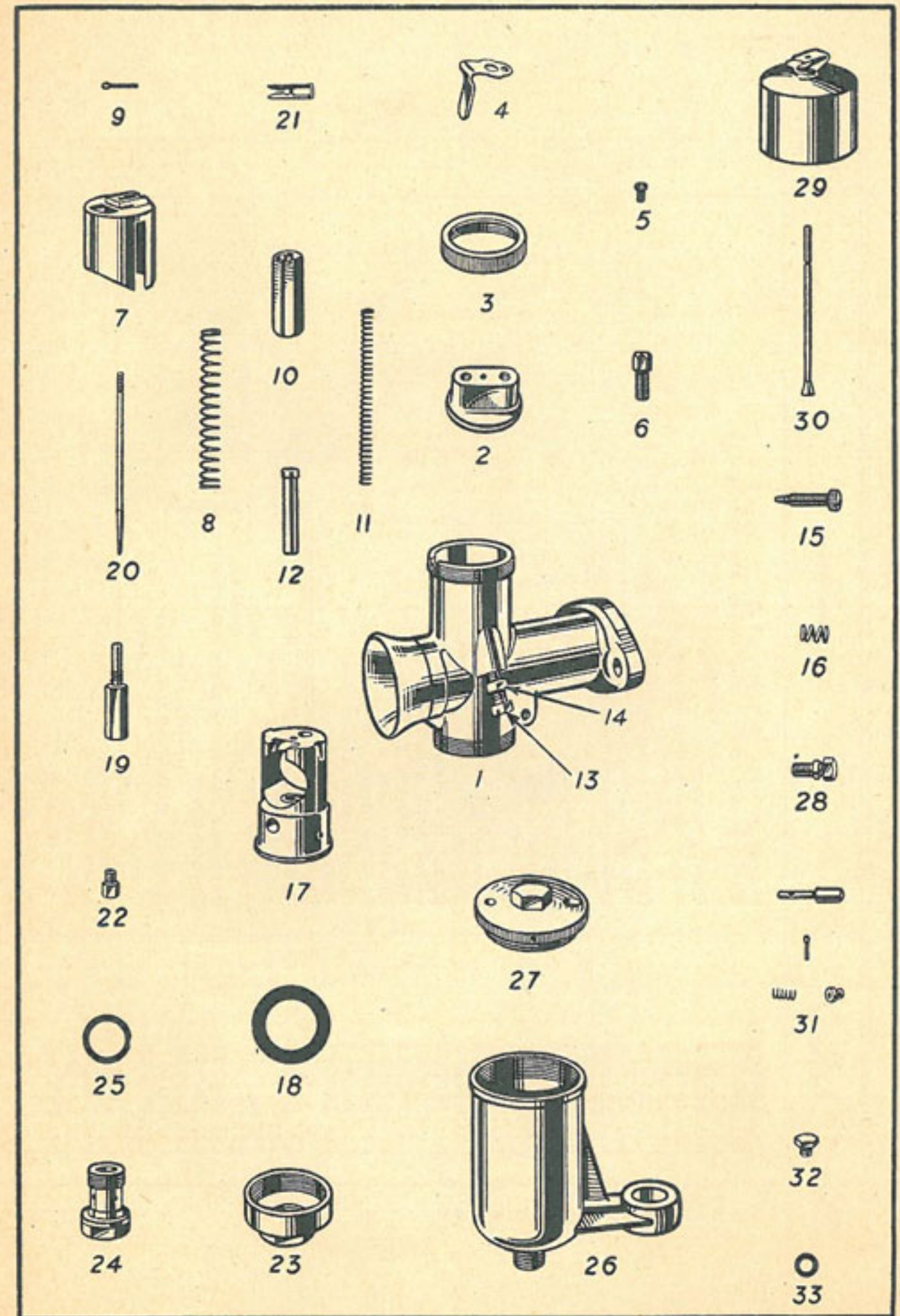
SADDLE, TOOLBOX AND TOOLS

Illus. No.	No. of part.	Description.	No. per set
1	TE/S877G ..	Saddle	1
2	TE/S877/5 ..	" waterproof top	1
3	TE/S877/1 ..	" rear coil spring (7 coils)	2
4	TE/S877/2B	" pivot bolt, $\frac{3}{8}$ " \times $2\frac{5}{8}$ " \times 26	1
5	TE/S877/2N	" " " nut	1
6	TE/S877/3BN	Saddle rear coil spring bolt nut and washer (top)	2
7	24882.. ..	" " " " stud (bottom)	2
8	27304.. ..	" " " " nut, $\frac{5}{16}$ " \times 26	2
9	27917.. ..	" " " " shakeproof washer	2
10	34121.. ..	Toolbox complete R.H.	1
	34122.. ..	" " " " L.H.	1
11	29174.. ..	" lid screw	2
12	35519.. ..	" " " " split ring	2
13	251.. ..	" bolt (top) $\frac{1}{4}$ " \times $\frac{1}{2}$ " \times 26"	4
14	13130.. ..	" " (bottom) $\frac{1}{4}$ " \times $1\frac{1}{16}$ " \times 26	2
15	34123.. ..	" " " " distance piece	2
16	26998.. ..	" " " " nut	6
17	18529.. ..	" " " " washer	6
18	27916.. ..	" " " " shakeproof washer	6
19	35119.. ..	Inflator bracket	1
13	251.. ..	" " bolt, $\frac{1}{4}$ " \times $\frac{1}{2}$ " \times 26	2
16	26998.. ..	" " " " nut	2
18	27916.. ..	" " " " washer	2
19	35634.. ..	Tubular spanner, $\frac{1}{4}$ " \times $\frac{5}{16}$ " Whit.	1
20	21166.. ..	" " " " $\frac{7}{16}$ " Whit.	1
21	24095.. ..	" " " " $\frac{1}{2}$ " Whit.	1
22	35635.. ..	" " " " Whit.	1
23	24094.. ..	" " " " $\frac{11}{16}$ " Whit.	1
24	29042.. ..	Tommy bar $\frac{5}{16}$ " dia.	1
25	24092.. ..	Spanner, .343 \times .380 Hex.	1
26	27896.. ..	" " $\frac{3}{16}$ " \times $\frac{1}{4}$ " Whit.	1
27	29044.. ..	" " $\frac{1}{2}$ " \times $\frac{5}{16}$ " Whit.	1
28	6406.. ..	Combination spanner	1
29	4272.. ..	Tyre lever	1
30	3482.. ..	Screwdriver	1
31	14835.. ..	Magdyno pinion extractor	1



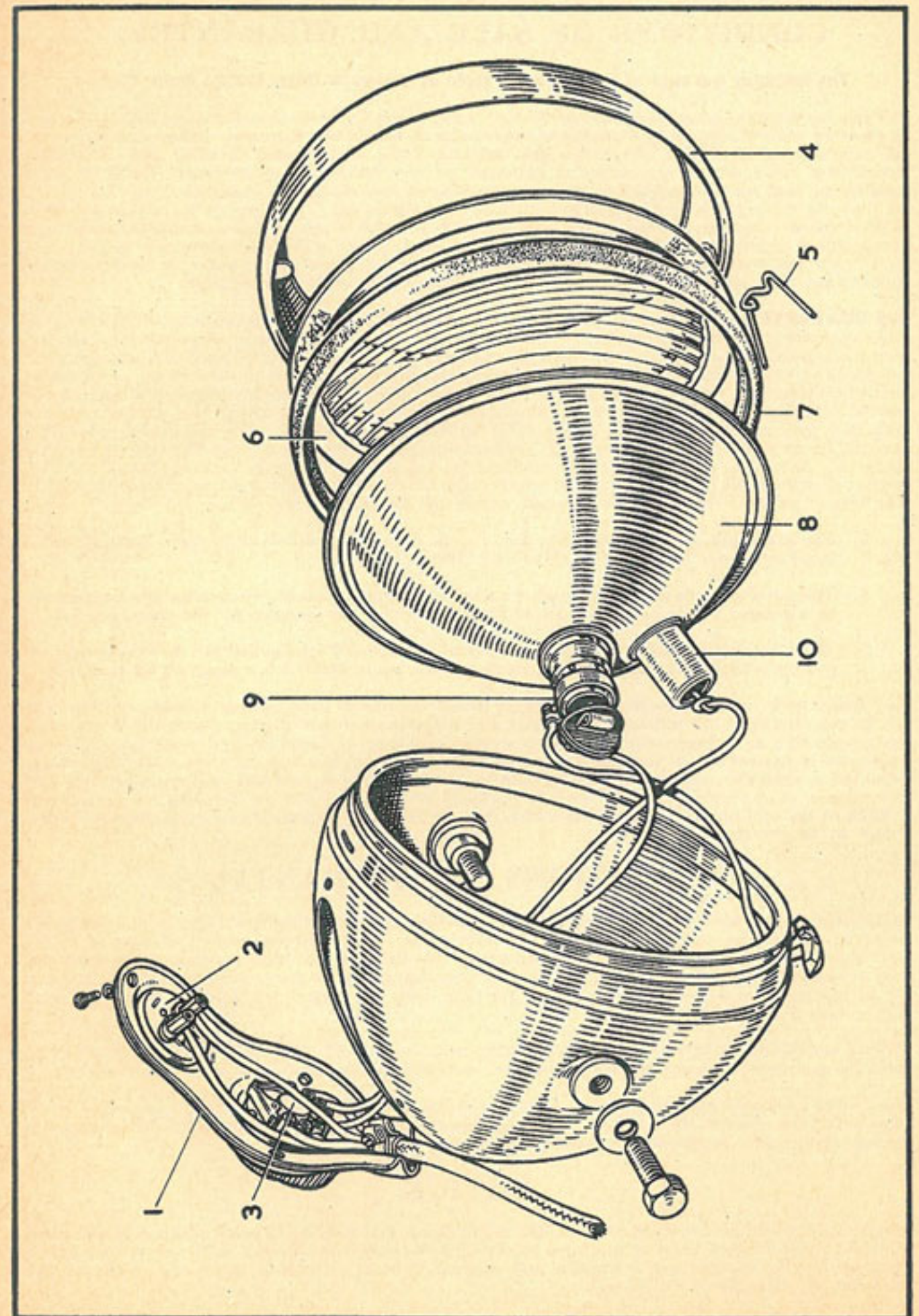
AMAL CARBURETTOR

Illus. No.	No. of part.	Description.	No. per set
	AM/276CX/1A	Carburettor complete, less controls and cables	1
1	AM/276/419	Mixing chamber body	1
2	AM/6/403 ..	" " top	1
3	AM/6/031 ..	" " cap ring	1
4	AM/6/248 ..	" " " spring	1
5	AM/4/241 ..	" " " screw	1
6	AM/6/132 ..	Cable top hat ferrule	2
6B	AM/6/038 ..	Air intake tube	1
7	AM/6/052/No.4	Throttle valve	1
8	AM/4/263 ..	" " spring	1
9	AM/4/060 ..	" " cotter	1
10	AM/6/045 ..	Air valve	1
11	AM/4/046 ..	" " spring	1
12	AM/6/047 ..	" " guide	1
13	AM/4/063 ..	Throttle stop screw	1
14	AM/16/010 ..	" " " nut	1
15	AM/13/129 ..	Air adjusting screw	1
16	AM/4/148 ..	" " " spring	1
17	AM/206/058R	Jet block, complete	1
18	AM/6/040 ..	" " washer	1
19	AM/4/061 ..	Needle jet	1
20	AM/6/065 ..	Jet needle	1
21	AM/4/230 ..	" " clip	1
22	AM/4/042/140	Main jet	1
23	AM/6/033 ..	Mixing chamber union nut	1
24	AM/4/043 ..	Holding bolt	1
25	AM/4/053 ..	" " washer	2
26	AM/1A ..	Float chamber, complete	1
27	AM/64/156 ..	" " body	1
28	AM/14/208 ..	" " cover	1
29	AM/14/021 ..	Lock screw for cover	1
30	AM/14/015 ..	Float	1
31	AM/14/024 ..	Valve needle	1
32	AM/14/301 ..	Tickler assembly	1
33	AM/13/153 ..	Platform plug screw	1
	AM/14/039 ..	" " " washer	1



LUCAS LAMPS

Illus. No.	No. of part.	Description.	No. per set
		HEAD LAMP	
	LU/MU42/50128BD	Headlamp assembly	1
1	LU/308312	Panel complete	1
2	LU/364455	Ammeter	1
3	LU/351551	Lighting switch	1
	LU/351567	Handle with fixing screw	1
4	LU/509487	Front rim assy. less glass	1
5	LU/500291	Wire, glass fixing.. ..	4
6	LU/550875	Glass, domed	1
7	LU/553065	Joint bead	1
8	LU/553147	Reflector assembly	1
9	LU/504801	Main bulb holder assembly	1
	LU/168	Main bulb	1
10	LU/500181	Pilot bulb interior	1
	LU/200	Pilot bulb	1
	LU/380521	Dipper switch	1
		TAIL LAMP	
	LU/53009A	Tail lamp complete, MT110	1
	LU/200	Bulb	1
	LU/106464	Screw	3
	LU/165334	Nut	3



CONDITIONS OF SALE AND GUARANTEE

The following is a copy of the Guarantee given by dealers in Royal Enfield Motor Cycles :

We give the following Guarantee with our Motor Cycles, Motor Cycle Combinations and Sidecars, which is given in place of any implied conditions, warranties or liabilities whatsoever, statutory or otherwise, all such implied conditions, warranties and liabilities being in all cases excluded. Any statement, description, condition, or representation contained in any catalogue, advertisement, leaflet or other publication shall not be construed as enlarging, varying or over-riding this guarantee.

In the case of machines (a) which have been used for " hiring out " purposes or (b) any motor cycle and/or sidecar used for any dirt track, cinder track, or grass track racing or competitions or any competitions of any kind within an enclosure for which a charge is made for admission to take part in or view the competition or (c) machines from which the trade mark, name or manufacturing number has been removed, no guarantee of any kind is given or is to be implied.

WE GUARANTEE, subject to the conditions mentioned below, that all precautions which are usual and reasonable have been taken by us to secure excellence of materials and workmanship, but this guarantee is to extend and be in force for six months only from the date of purchase, and damages for which we make ourselves responsible under this guarantee are limited to the free supply of a new part in exchange for the part of the motor cycle, motor cycle combination or sidecar which may have proved defective. We do not undertake to replace or refix, or bear the cost of replacing or refixing, such new part in the motor cycle, motor cycle combination or sidecar. We undertake, subject to the conditions mentioned below, to make good at any time within six months any defects in these respects. As motor cycles, motor cycle combinations and sidecars are easily liable to derangement by neglect or misuse this guarantee does not apply to defects caused by wear and tear, misuse or neglect. The term " misuse " shall include amongst others the following acts :—

1. The attaching of a sidecar to the motor cycle in such a manner as to cause damage calculated to render the latter unsafe when ridden.
2. The use of a motor cycle or of a motor cycle and sidecar combined, when carrying more persons or a greater weight than that for which the machine was designed by the manufacturers.
3. The attaching of a sidecar to a motor cycle by any form of attachment not provided, supplied or approved by the manufacturers or to a motor cycle which is not designed for such use.

Any motor cycle or motor cycle combination or sidecar sent to us to be plated, enamelled or repaired will be repaired upon the following conditions, *i.e.*, we guarantee that all precautions which are usual and reasonable have been taken by us to secure excellence of materials and workmanship, such guarantee to extend and be in force for three months only from the time such work shall have been executed or until the expiration of the six months above referred to, and this guarantee is in lieu and in exclusion of any common law or statute warranty or condition, and the damages recoverable are limited to the cost of any further work which may be necessary to amend and make good the work found to be defective.

CONDITIONS OF GUARANTEE

If a defective part should be found in our motor cycles, motor cycle combinations or sidecars, or in any part supplied by way of exchange before referred to, it must be sent to us CARRIAGE PAID and accompanied by an intimation from the owner that he desires to have it repaired or exchanged free of charge under our guarantee, and he must also furnish us at the same time with the number of the machine, the date of the purchase, or the date when the alleged defective part was exchanged as the case may be.

Failing compliance with the above, such articles will lie here AT THE RISK OF THE OWNER and this guarantee and any implied guarantee, warranty or condition shall not be enforceable.

We do not guarantee specialities such as tyres, saddles, chains, lamps, etc., or any component parts supplied to the order of the purchaser differing from standard specifications supplied with our motor cycles, motor cycle combinations, sidecars or otherwise.

NOTICE.

We do not appoint agents for the sale on our behalf of our motor cycles or other goods, but we assign to motor cycle Dealers, areas in which we supply to such Dealers exclusively for re-sale in such areas. No such Dealer is authorised to transact any business, give any warranty, make any representation or incur any liability on our behalf.