



A List of
SPARE & REPLACEMENT PARTS
for the
Royal Enfield
MOTOR CYCLE

1950
MODEL R.E.
125 c.c. Two-Stroke
WITH TELESCOPIC FRONT FORK

●
THE
ENFIELD CYCLE COMPANY LIMITED

Head Office & Works:

REDDITCH

London Showrooms and Spares Depot:

321 Tottenham Court Rd., W.1.

April, 1950.

Price 1/-

A List of
SPARE & REPLACEMENT PARTS
for the

Royal Enfield

MOTOR CYCLE

1950

MODEL R.E.

125 c.c. Two-Stroke

WITH TELESCOPIC FRONT FORK



THE

ENFIELD CYCLE COMPANY LIMITED

Head Office & Works :

REDDITCH

Telegrams:
"Cycles, Phone, Redditch"

Telephone:
Redditch 121 (8 lines).

London Showrooms and Spares Depot :

221 Tottenham Court Rd., W.1, Telephone : MUSEum 3991-2.

INDEX

	Page
Brake (front hub)	18
" (rear ")	20
Brake Pedal & Rod	24
Carburettor & Air Filter	34
Carrier	22
Chaincase & Chainguard	24
Clutch	12
Control Cables	30
Crankcase	4 & 6
Crankshaft	4
Cylinder	4
Decompressor	6
Exhaust System	6
Footrests	24
Fork	16
Frame	14
Gear Unit & Control	8 & 10
Handlebar & Controls	28
Kickstarter	12
Lamps, Head & Tail	37
Legshields	14
Magneto Flywheel	36
Mudguards	22
Petrol Tank	26
Piston	4
Saddle	32
Speedometer & Drive	26
Stand	14
Steering Head	16
Toolbox & Tools	32
Wheel & Brake (front)	18
" " " (rear)	20

N.B.—Model R.E. has been supplied with Black, Maroon and Grey enamel finishes. The appropriate colour should therefore ALWAYS be quoted when ordering parts with an enamel finish.

Sanction No.
867M—897M

Frame Nos.
RE30815—RE35150

All prices of Spare and Replacement Parts are subject to revision or modification, at our discretion, without notice.

Our terms are STRICTLY NET CASH WITH ORDER, or cash on receipt of PRO-FORMA INVOICE. Repairs and sundries items cannot be booked. Prices do not include cost of carriage or postage which will be covered by a surcharge of 5% (subject to a minimum of 6d.) on the nett invoice value. C.O.D. fees and the cost of packing cases or crates are additional to the fixed surcharge.

Any part or complete motor cycle sent for repair should be consigned CARRIAGE PAID and the sender's name and address should be given in full on the address tally. Parts sent to us carriage forward are liable to be refused, and to lie with the carriers at sender's risk and expense.

Full instructions regarding the necessary repairs to be done, with advice as to the mode of despatch of the machine (or part), should be posted the same day.

When forwarding motor cycles for repair it is advisable to remove all accessories and easily detached fittings, such as badges, mascots, tools, tyre inflator, etc. Besides facilitating the work of repair, it will also prevent any loss during transit.

Order all parts by the name of the article and the NUMBER PRECEDING IT, also state the number of the engine or machine for which they are intended. The engine number will be found stamped on the driving side of the crank case below the cylinder barrel and the machine number at the top of the front down tube.

GUARANTEE.

We respectfully refer customers to the terms of our guarantee, which appears on page 38 of this list.

When forwarding a complete Motor Cycle, Engine, Carburettor or Magneto with the request that we overhaul the same, we understand by the term "Overhaul" that it is to be entirely dismantled, thoroughly renovated, any worn parts renewed, and put in perfect working order. In case a customer desires only certain parts attended to, full instructions should be given us to that effect, otherwise the cost may be in excess of that anticipated.

ESTIMATES AND QUOTATIONS.

When customers send complete Motor Cycles or parts thereof to us for repairs, we are always prepared to furnish estimates before proceeding with the necessary work. At the same time, it must be distinctly understood that we can only give approximate quotations. Frequently, when the actual work is in progress, it is found necessary to replace parts other than those specified in the estimate, as we make a practice of including in such estimates only those items and parts which at the time we consider really essential to put the machine (or parts) in a thoroughly satisfactory condition.

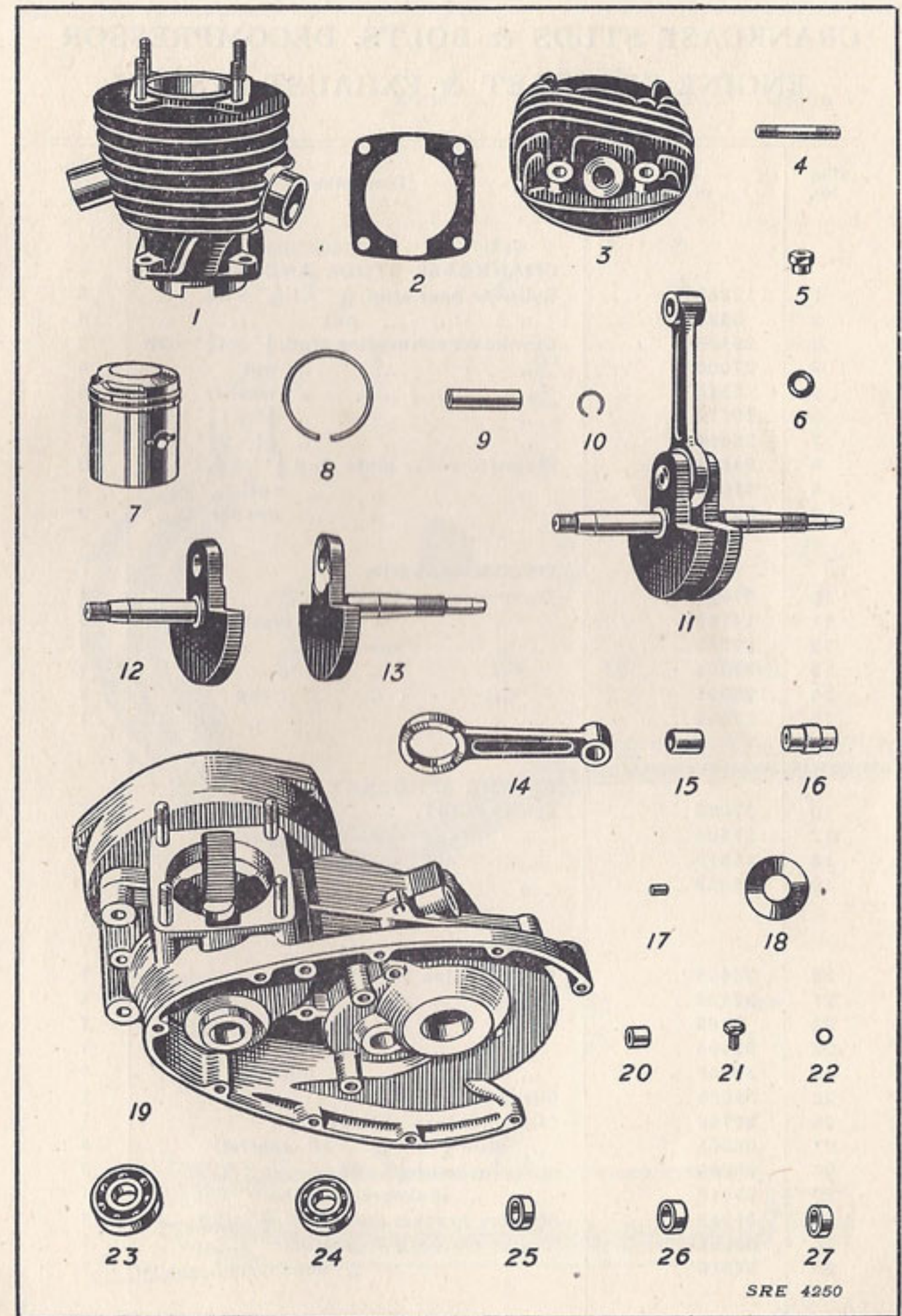
If any estimate prepared in this way is not accepted, we reserve the right to make a nominal charge for taking down and re-assembling any parts necessary in preparing it.

We cannot hold ourselves responsible for loss of, or damage to, any parts lying at our works for repairs, unless instructions to proceed with same are given within twenty-one days of our estimate for the said repairs having been rendered.

All acetylene-welded repairs to crank cases and other aluminium parts are carried out with extreme care, but we cannot give any guarantee with, or accept responsibility for, any parts so treated.

CYLINDER, PISTON,
CRANKSHAFT & CRANKCASE

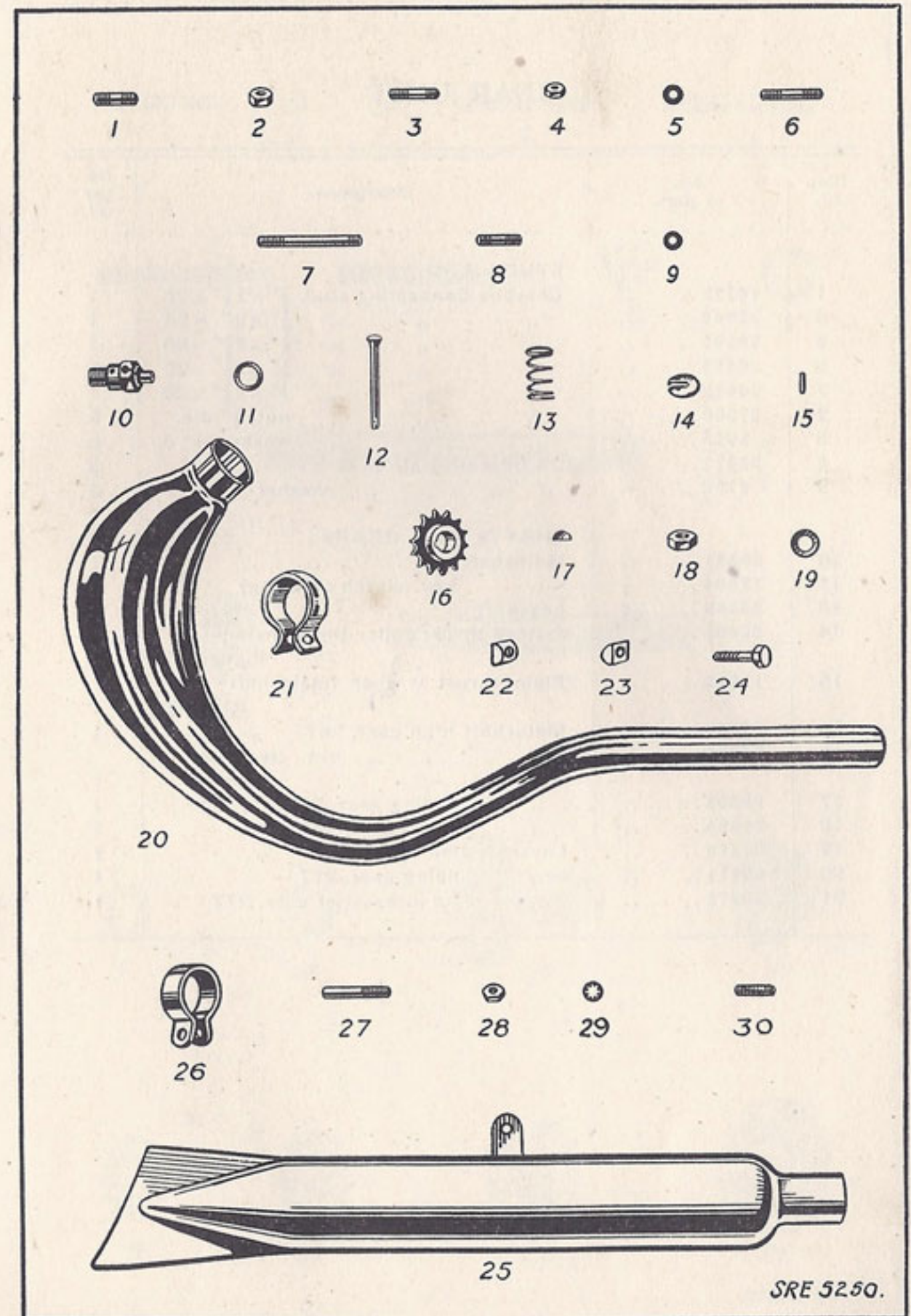
Illus. No.	No. of part.	Description.	No. per set.
CYLINDER			
1	32891	Cylinder barrel with head studs (plain exh. port)	1
2	26436	" base joint washer	1
3	27300	" head	1
4	14751	" " stud $\frac{5}{16}$ " x $2\frac{1}{16}$ "	4
5	7216	" " " nut	4
6	8684	" " " washer	4
PISTON			
7	32474	Piston c/w rings, gudgeon pin & circlips (std.)	1
	32474/15	" " " " " (.015" o'size)	1
	32474/30	" " " " " (.030" o'size)	1
8	26432	Piston ring (std.)	2
	26432/15	" " (.015" o'size)	2
	26432/30	" " (.030" o'size)	2
9	26437	Gudgeon pin	1
	26437/5	" " (.005" oversize)	1
	26437/10	" " (.010" ")	1
10	26710	" " circlip	2
CRANKSHAFT			
11	30671	Crankshaft assy.	1
12	30551	" drive side	1
13	30552	" flywheel side	1
14	28457	Connecting rod with small end bush ..	1
15	19278	Small end bush	1
16	30553	Crankpin	1
17	32032	" roller	12
18	27292	" thrust washer	2
CRANKCASE			
19	32479	Crankcase c/w studs, bushes, bearings and all fixed fittings ..	1
20	26709	" dowel	1
21	29928	" drain plug	1
22	24917	" " " washer	1
23	SK/6302	Ball bearing, drive and flywheel side, 15 x 42 x 13mm.	2
24	SK/6202	" " drive side, 15 x 35 x 11mm.	1
25	30554	" " distance collar, drive side	1
26	26742	Bush, drive side	1
27	26741	" flywheel side	1



SRE 4250

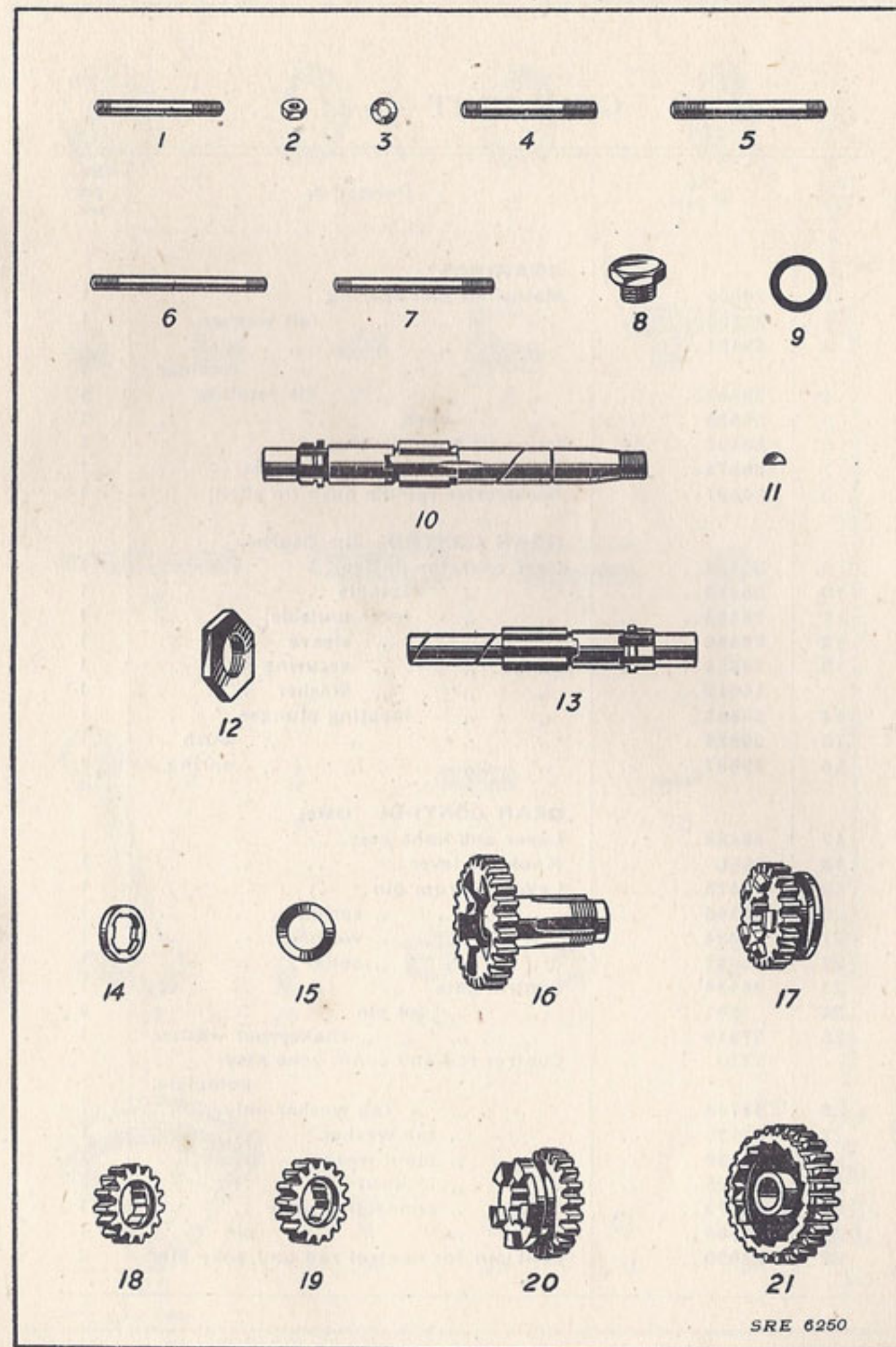
**CRANKCASE STUDS & BOLTS, DECOMPRESSOR
ENGINE SPROCKET & EXHAUST SYSTEM**

Illus. No.	No. of part.	Description.	No. per set.
CRANKCASE STUDS AND BOLTS			
1	12240 ..	Cylinder base stud $\frac{5}{16}$ " \times $1\frac{3}{16}$ " \times 26 ..	4
2	8633 ..	" " " nut ..	4
3	26489 ..	Crankcase connecting stud, $\frac{1}{4}$ " \times $1\frac{1}{4}$ " \times 26 ..	2
4	27000 ..	" " " nut ..	4
5	5915 ..	" " " washer ..	4
6	10772 ..	" " " $\frac{1}{4}$ " \times $1\frac{7}{8}$ " \times 26 ..	2
7	26494 ..	" " " $\frac{1}{4}$ " \times $2\frac{1}{8}$ " \times 26 ..	1
8	24883 ..	Magneto cover plate stud $\frac{1}{4}$ " \times $1\frac{1}{8}$ " \times 26 ..	3
4	27000 ..	" " " nut ..	3
9	24141 ..	" " " washer ..	3
DECOMPRESSOR			
10	27021 ..	Decompressor body ..	1
11	14750 ..	" " joint washer ..	1
12	27022 ..	" valve ..	1
13	27024 ..	" " spring ..	1
14	27025 ..	" " " cap ..	1
15	27998 ..	" " " peg ..	1
ENGINE SPROCKET			
16	27002 ..	Sprocket 14T ..	1
17	17504 ..	" key ..	1
18	15312 ..	" nut ..	1
19	5029 ..	" washer ..	1
EXHAUST SYSTEM			
20	32458 ..	Exhaust pipe (with bulge) ..	1
21	32463 ..	" " clip ..	1
24	5369 ..	" " " bolt ..	1
22	32464 ..	" " " nut ..	1
23	32465 ..	" " " bush ..	1
25	29680 ..	Silencer ..	1
26	29749 ..	Clip, silencer—exhaust pipe ..	1
27	29805 ..	" stud $\frac{1}{4}$ " \times $1\frac{13}{16}$ " o'all (special) ..	1
28	26998 ..	" " nut $\frac{1}{4}$ " \times 26 ..	2
29	27916 ..	" " shakeproof washer ..	1
30	31246 ..	Silencer bracket stud, $\frac{1}{4}$ " \times $\frac{11}{16}$ " \times 26 ..	1
28	26998 ..	" " " nut ..	1
29	27916 ..	" " " shakeproof washer ..	1



GEAR UNIT

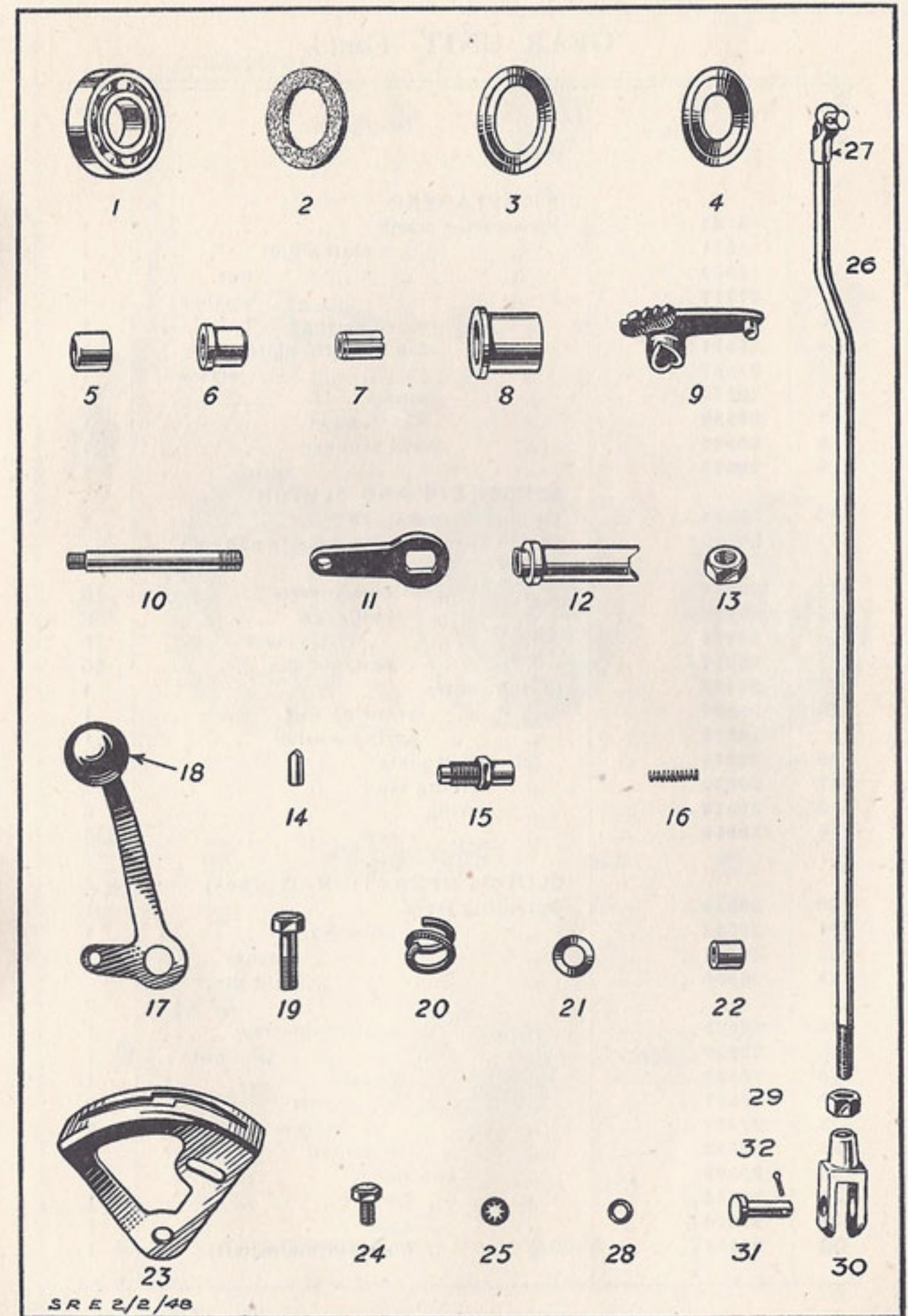
Illus. No.	No. of part.	Description.	No. per set.
STUDS AND PLUGS			
1	10772	Gearbox Connecting stud, $\frac{1}{2}$ " x $1\frac{7}{8}$ " x 26	1
4	27089	" " " $\frac{1}{2}$ " x 2" x 26	1
5	26491	" " " $\frac{1}{2}$ " x $2\frac{1}{4}$ " x 26	1
6	26492	" " " $\frac{1}{2}$ " x $2\frac{3}{8}$ " x 26	1
7	26493	" " " $\frac{1}{2}$ " x $2\frac{5}{8}$ " x 26	1
2	27000	" " " nut, $\frac{1}{2}$ " dia.	5
3	5915	" " " washer, $\frac{1}{2}$ " d.	5
8	26472	Oil filler or drain plug	2
9	9732	" " " " " washer	2
SHAFTS AND GEARS			
10	29861	Mainshaft	1
11	17504	" key (clutch securing)	1
13	29869	Layshaft	1
14	29865	Splined thrust collar (mainshaft—highgear)	1
15	19552	Plain thrust washer (mainshaft—low gear)	1
16	29862	Mainshaft high gear, 26T	1
12	29855	" " " nut (securing sprocket)	1
17	29863	" sliding gear, 21T	1
18	29864	" small gear, 15T	1
19	29870	Layshaft small gear, 16T	1
20	29871	" sliding gear, 21T	1
21	29872	" and kickstarter gear, 27T	1



SRE 6250


GEAR UNIT—Contd.

Illus No.	No. of part.	Description.	No. per set.
BEARINGS			
1	26939 ..	Mainshaft ball bearing	1
2	29853 ..	" " " felt washer ..	1
3	29881 ..	" " " " " retainer ..	1
4	29882 ..	" " " oil retainer ..	1
5	26495 ..	" bush	1
6	26496 ..	Layshaft bush (in shell)	1
7	29878 ..	" " (in K.S. spindle)	1
8	26497 ..	Kickstarter spindle bush (in shell)	1
GEAR CONTROL (in Gearbox)			
9	26482 ..	Gear operator (inside)	1
10	26486 ..	" " spindle	1
11	26483 ..	" " lever (outside)	1
12	30496 ..	" " " sleeve	1
13	29854 ..	" " " securing nut	1
	14612 ..	" " " washer	1
14	29885 ..	" " locating plunger	1
15	29886 ..	" " " " bush	1
16	29887 ..	" " " " spring	1
GEAR CONTROL (Gate)			
17	26485 ..	Lever and knob assy.	1
18	29SL ..	Knob for lever	1
19	10475 ..	Lever fulcrum pin	1
20	26543 ..	" " " spring	1
21	8634 ..	" " " washer	1
22	26542 ..	" " " collar	1
23	26484 ..	Control gate	1
24	251 ..	" " set pin	1
25	27916 ..	" " " " shakeproof washer	1
	ST51 ..	Control rod and conn. yoke assy. complete	1
26	33768 ..	" " " tab washer only	1
27	27120 ..	" " " tab washer	1
28	8630 ..	" " " plain washer	1
29	27305 ..	" " " locknut	1
30	33770 ..	" " " connecting yoke	1
31	10906 ..	" " " " pin	1
32	28000 ..	Split pin for control rod and yoke pin	2



GEAR UNIT—Contd.

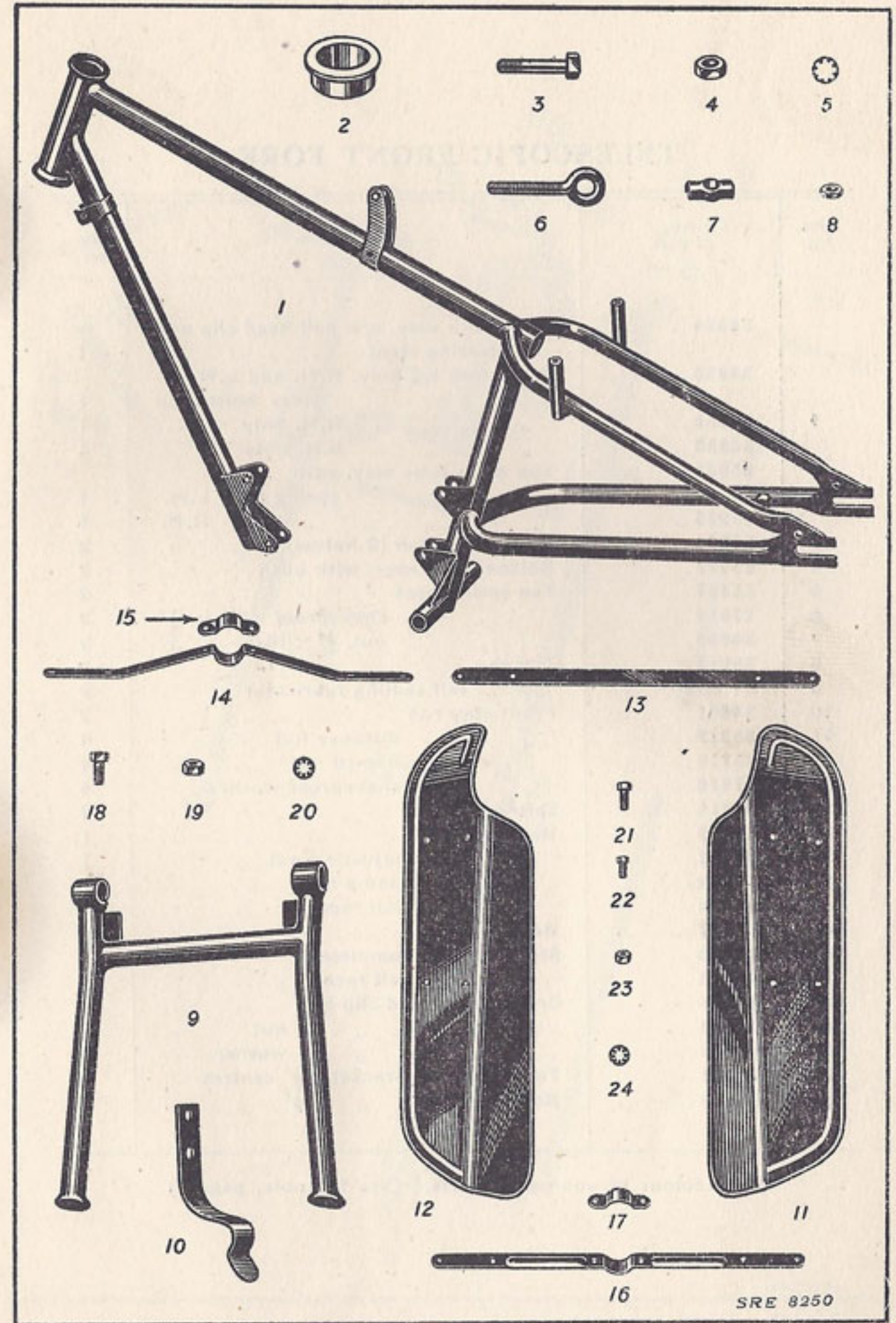
Illus. No.	No. of part.	Description.	No. per set.
KICKSTARTER			
1	34783 ..	Kickstarter crank	1
2	34371 ..	" " clamp bolt	1
	11509 ..	" " " " nut	1
	27917 ..	" " " " washer	1
3	26759 ..	" return spring	1
4	26501 ..	" stop and trip plate	1
5	29857 ..	" " " " screw	1
6	29879 ..	" spindle	1
7	29880 ..	" pawl	1
8	29928 ..	" pawl plunger	1
9	29929 ..	" " " " spring	1
SPROCKETS AND CLUTCH			
10	29866 ..	Driving Sprocket, 14T	1
11	30468 ..	Clutch sprocket with inserts and ball race	1
12	29822 ..	" " cork inserts	15
13	29823 ..	" " ball cage	2
	29874 ..	" " " " rivet	15
	32017 ..	" " " " ball, $\frac{3}{16}$ " dia.	50
14	30469 ..	Clutch centre	1
15	29867 ..	" " securing nut	1
	14613 ..	" " spring washer	1
16	29814 ..	" front plate	1
17	29820 ..	" driving stud	6
18	29818 ..	" spring	6
19	29819 ..	" " screw	6
CLUTCH OPERATION (Gearbox)			
20	26529 ..	Operating lever	1
21	26534 ..	" " pivot pin	1
22	24141 ..	" " " " washer	2
23	28000 ..	" " " " split pin, $\frac{1}{16}$ " x $\frac{1}{2}$ "	2
24	26535 ..	" " " " adjusting screw	1
25	29529 ..	" " " " nut	1
26	26536 ..	" " " " cover	1
27	26537 ..	" " " " post	2
28	27202 ..	" " " " screw	2
29	26533 ..	" " " " trunnion	1
30	29875 ..	" rod (long)	1
31	26816 ..	" " (short)	1
32	29876 ..	" " pad	1
33	26566 ..	" " bush (in mainshaft)	1



FRAME, STAND & LEGSHIELDS

Illus. No.	No. of part.	Description.	No. per set.
FRAME AND STAND			
1	32484	Frame with head races	1
2	26200	Head ball race	2
	32017	Ball, $\frac{3}{16}$ " dia.	44
3	34185	Bolt securing engine and gear unit	4
		$\frac{5}{16}$ " \times $1\frac{9}{16}$ " \times 26	
4	27001	Nut, $\frac{5}{16}$ "	4
5	27917	Shakeproof washer	4
6	4408	Driving chain adjuster	2
7	17591	" " " plate	2
8	31757	" " " nut, $\frac{1}{2}$ " \times 26	2
		Simmonds	
	34402	Saddle bracket distance tube,	1
		$\frac{7}{16}$ " I.D. \times $1\frac{1}{8}$ "	
9	29769	Centre stand	1
10	26414	" " securing clip	1
LEGSHIELDS			
11	32417	Legshield, R.H.	1
12	32416	" L.H.	1
13	32420	" strip (top)	1
14	32418	" strap	1
15	32421	" clip	1
16	32419	" (btm.)	1
17	32422	" clip	1
18	F264	" " bolt, $\frac{1}{2}$ " \times $\frac{1}{2}$ " \times 26	4
19	27000	" " " nut	4
20	27916	" " " washer	4
21	253	Bolt securing legshields to strap (top)	4
		$\frac{3}{16}$ " \times $\frac{13}{32}$ " \times 32	
22	32423	" " " " (btm.)	4
		$\frac{3}{16}$ " \times $\frac{3}{8}$ " \times 32	
23	26999	Nut	8
24	29058	Washer	8

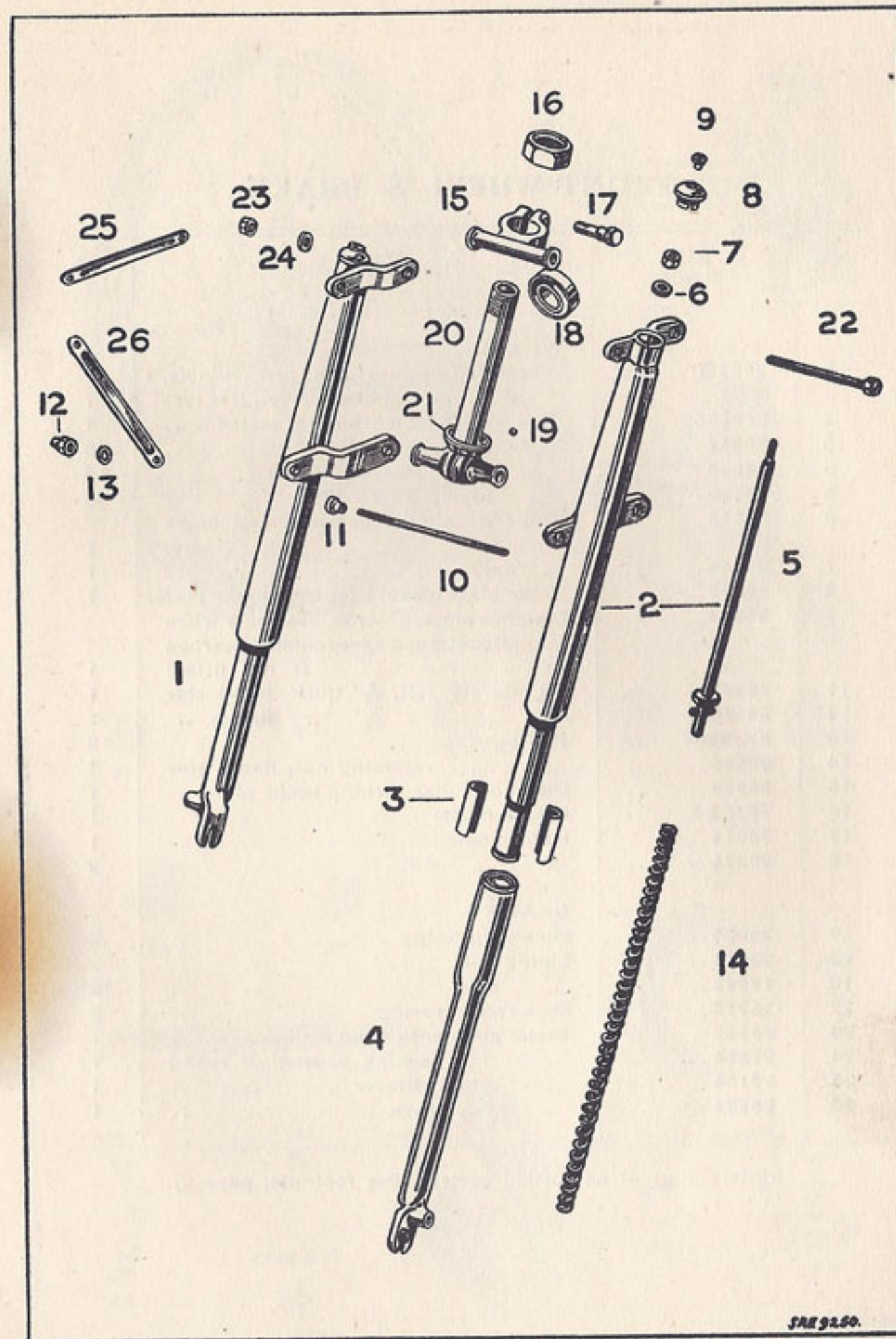
State colour of enamelled parts. (See footnote, page 2).



TELESCOPIC FRONT FORK.

Illus. No.	No. of part.	Description.	No. per set
	36354 ..	Front fork assy. c/w ball head clip and steering stem	1
	35930 ..	Front fork leg assy. R.H. and L.H. sides bolted up	1
1	36355 ..	" " " " R.H. only	1
	36356 ..	" " " " L.H. only	1
2	35921 ..	Top main tube assy. with spring post, L.H.	1
	35922 ..	" " " " " " R.H.	1
3	35888 ..	Main tube bush (2 halves)	2
4	35923 ..	Bottom tube assy. with bush	2
5	35887 ..	Top spring post	2
6	27916 ..	" " " shakeproof washer, $\frac{1}{4}$ "	2
7	26998 ..	" " " nut, $\frac{1}{4}$ " x 26	2
8	35915 ..	Top cap	2
9	ST.65	" " self sealing lubricator	2
10	34661 ..	Front stay rod	2
11	35212 ..	" " " distance nut	4
12	35216 ..	" " " domed nut	4
13	27916 ..	" " " shakeproof washer	4
14	35914 ..	Spring	2
15	35050 ..	Ball head clip	1
16	26461 ..	" " " adjusting nut	1
17	26388 ..	" " " clamp bolt	1
18	26402 ..	" " " ball race	1
19	32017 ..	Ball $\frac{3}{16}$ " dia.	44
20	36452 ..	Steering stem complete	1
21	26463 ..	" " " ball race	1
22	36305 ..	Crown and Head clip bolt	2
23	10783 ..	" " " " " nut	2
24	7915 ..	" " " " " washer	4
25	36311 ..	Top headlamp bracket, $4\frac{1}{2}$ " centres	2
26	29959 ..	Bottom " " " $5\frac{1}{8}$ " "	2

State colour of enamelled parts. (See footnote, page 2).

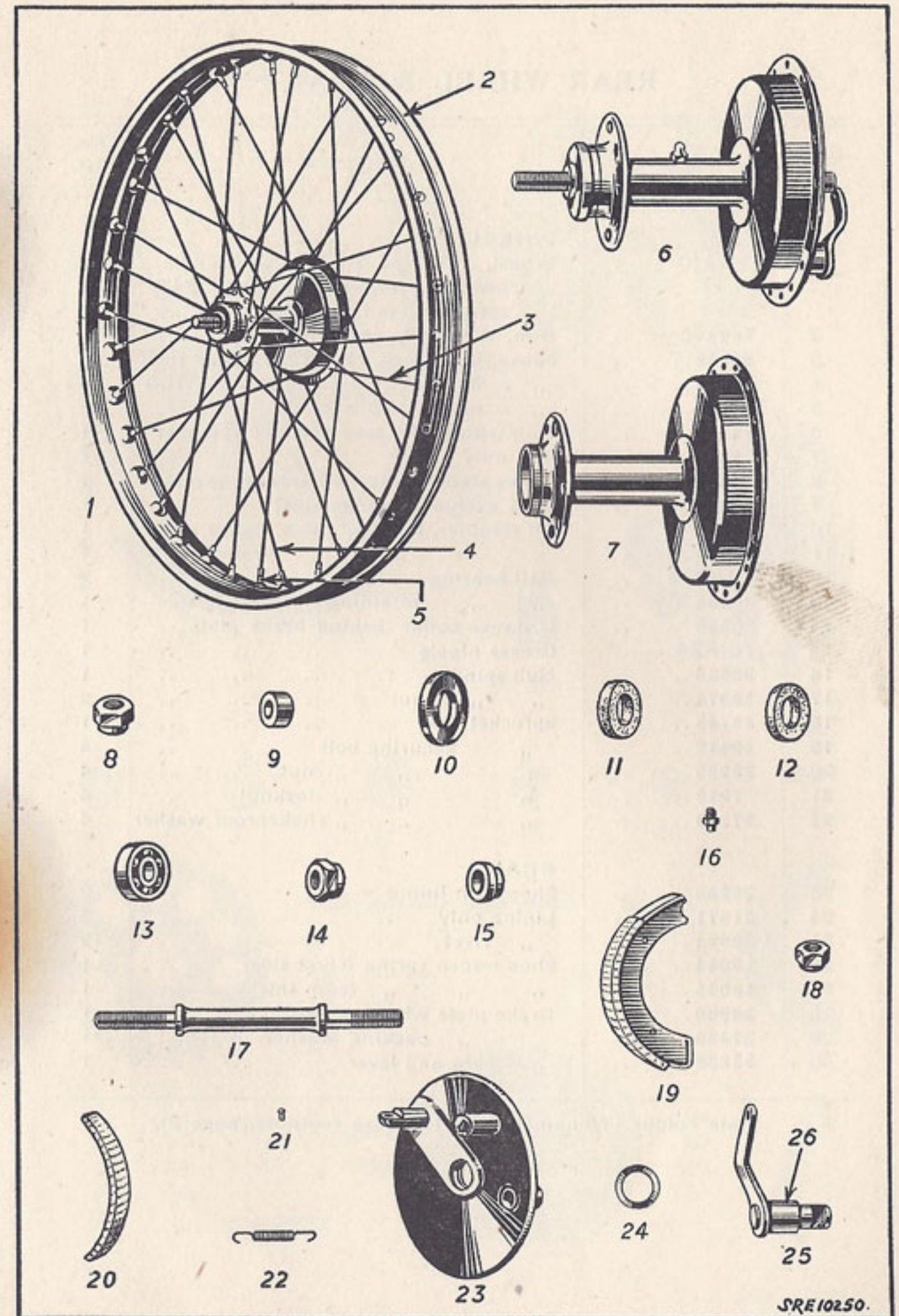


JAE 92.50.

FRONT WHEEL & BRAKE

Illus. No.	No. of part.	Description.	No. per set.
WHEEL			
1	36368C	Wheel, chromium rim c/w spindle, bearings and brake assy., less tyre	1
2	26949C	Rim, WMO-19, chromium plated	1
3	26947	Spoke, brake side, $7\frac{15}{16}$ " x 12G	18
4	26948	" flange side, $8\frac{7}{8}$ " x 12G	18
5	16529	" nipple, 12G x 56	36
6	32448	Hub c/w spindle, bearings and brake assy.	1
7	32444	" only	1
8	36325	Brake plate locknut (outside brake plate)	1
9	26545	Distance piece, $\frac{3}{8}$ " wide (used only when self-contained speedometer gearbox is not fitted)	1
11	26385	Oil retainer, felt, $\frac{3}{16}$ " thick, brake side	1
12	26386	" " " $\frac{3}{32}$ " " flange "	1
13	SK/6200	Ball bearing	2
14	30536	" " retaining nut, flange side	1
15	30535	Distance collar (behind brake plate)	1
16	TC/PZ6	Grease nipple	1
17	30674	Hub spindle	1
18	26874	" " nut	2
BRAKE			
19	26954	Shoe with lining	2
22	22014	Lining only	2
10	18688	" rivet	12
22	18718	Shoe return spring	2
23	36155	Brake plate with fixed fittings	1
24	27830	" " packing washer (if reqd.)	1
25	36154	" cam and lever	1
26	26884	" " sleeve	1

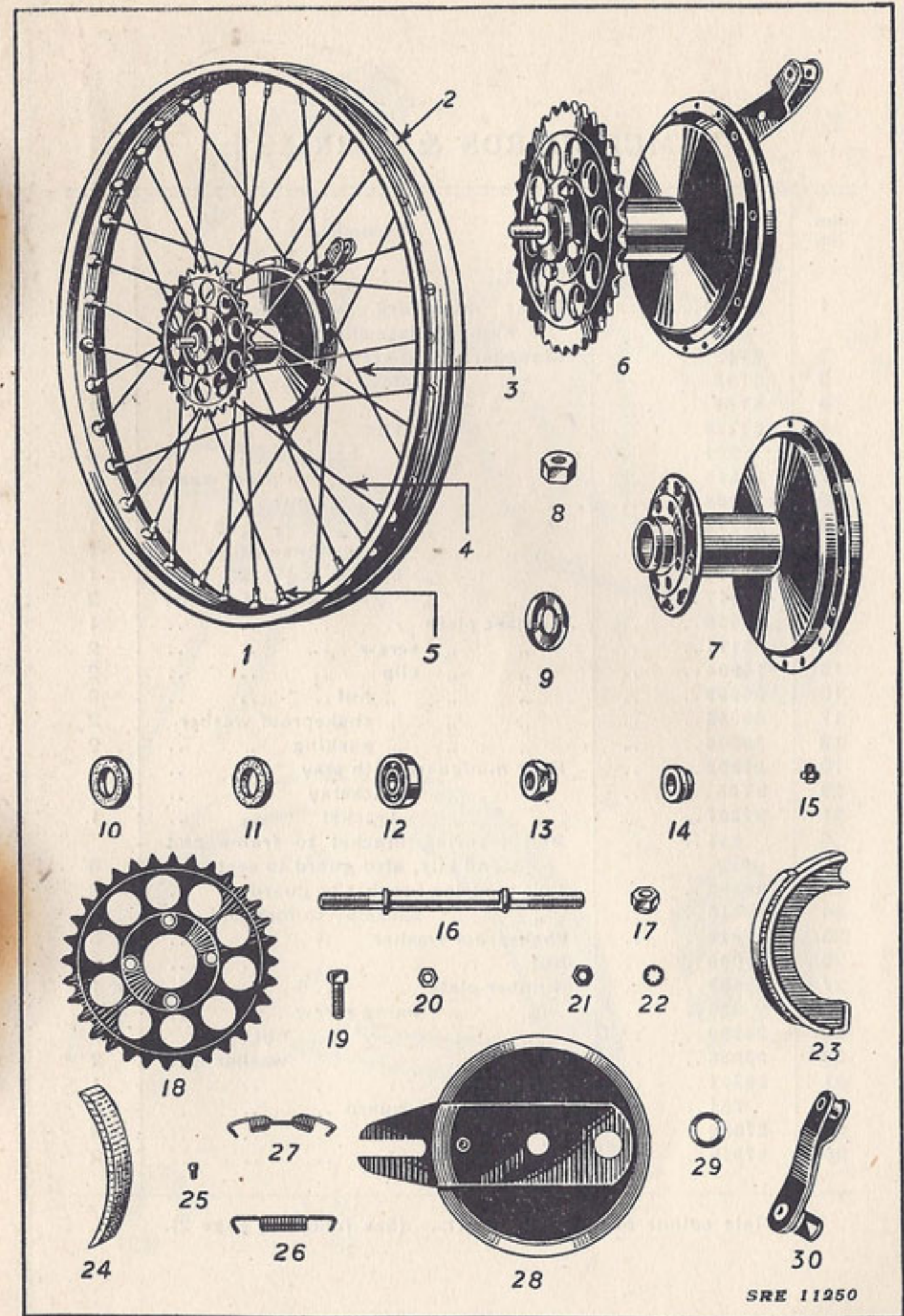
State colour of enamelled parts. (See footnote, page 2).



REAR WHEEL & BRAKE

Illus. No.	No. of part.	Description.	No. per set.
1	32744C ..	WHEEL Wheel, chrome rim, c/w spindle, bearings, brake assy., and 34T sprocket less tyre	1
2	26949C ..	Rim, WMO-19, chromium plated ..	1
3	26943 ..	Spoke, brake side, 7 $\frac{3}{8}$ " x 12G. butted 10G ..	18
4	26944 ..	" flange " 8 $\frac{11}{16}$ " x 12G. " 10G ..	18
5	16529 ..	" nipple, 12G x 56	36
6	32746 ..	Hub with brake assy and 34T sprocket ..	1
7	31273 ..	" only	1
8	30537 ..	Brake plate locknut (outside brake plate) ..	1
9	26355 ..	Dust excluder (flange side)	1
10	26386 ..	Oil retainer, felt, $\frac{5}{32}$ " thick, flange side ..	1
11	26385 ..	" " " $\frac{3}{16}$ " " brake " ..	1
12	SK/6200 ..	Ball bearing	2
13	30536 ..	" " retaining nut, flange side ..	1
14	30535 ..	Distance collar (behind brake plate) ..	1
15	TC/PZ6 ..	Grease nipple	1
16	30534 ..	Hub spindle	1
17	26374 ..	" " nut	2
18	32743 ..	Sprocket, 34T	1
19	29419 ..	" securing bolt	4
20	26998 ..	" " " nut	4
21	7916 ..	" " " locknut	4
22	27916 ..	" " " shakeproof washer	4
BRAKE			
23	26959 ..	Shoe with lining	2
24	21971 ..	Lining only	2
25	29684 ..	" rivet	12
26	18044 ..	Shoe return spring (pivot side) ..	1
27	18045 ..	" " " (cam side)	1
28	26960 ..	Brake plate with fixed fittings ..	1
29	27830 ..	" " packing washer (if reqd.) ..	1
30	83238 ..	" cam and lever	1

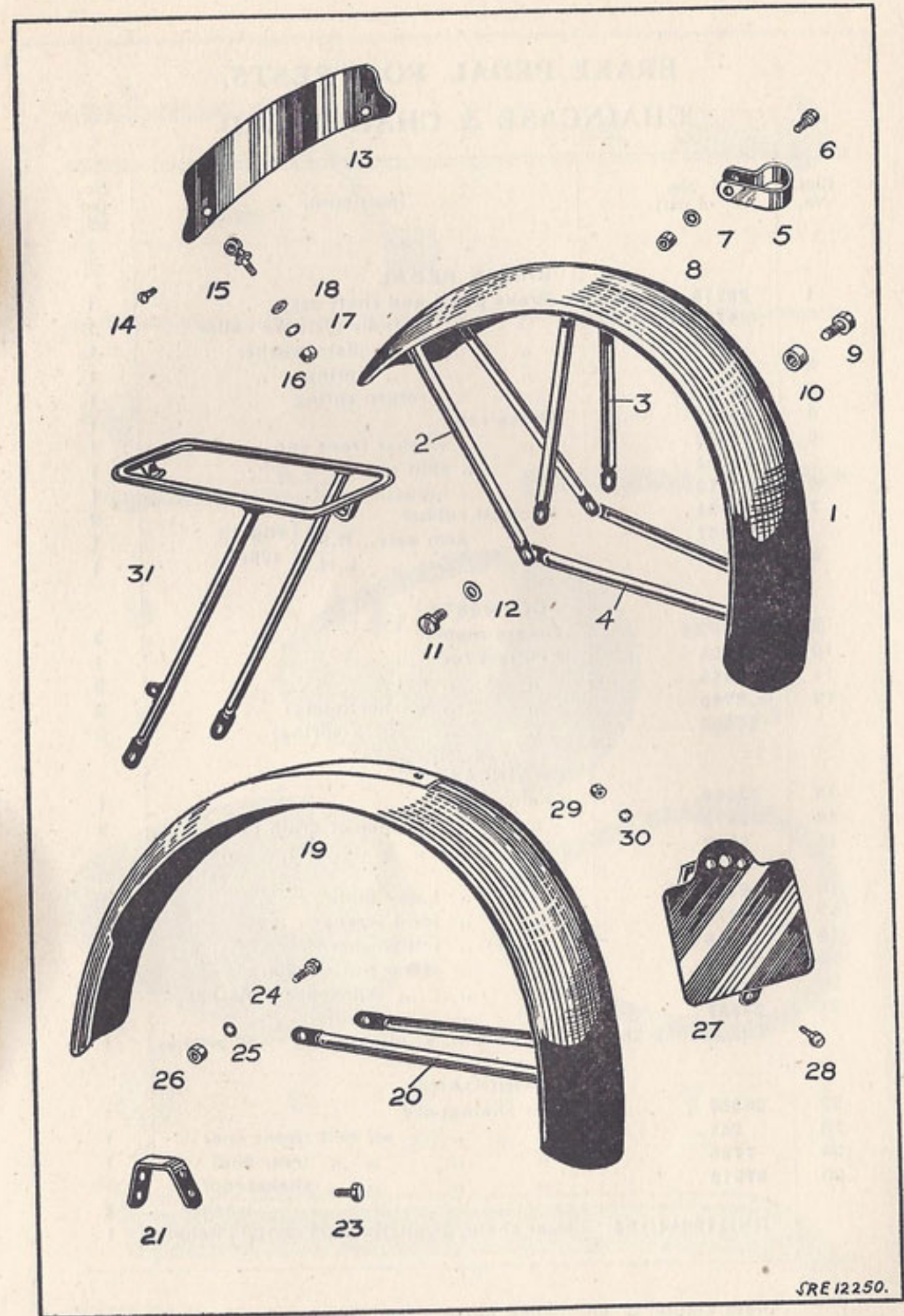
State colour of enamelled parts. (See footnote, page 2).



MUDGUARDS & CARRIER

Illus. No.	No. of part.	Description.	No. per set.
1	36092 ..	Front mudguard with stays and number plate clips	1
2	ST62 ..	Mudguard front stay	1
3	ST63 ..	" middle "	1
4	ST64 ..	" rear "	1
5	36278 ..	" stay clip	4
6	251 ..	" " " bolt	4
7	27916 ..	" " " sh'proof washer	4
8	26998 ..	" " " nut	4
9	36173 ..	" " bolt $\frac{5}{16}$ " x $\frac{11}{16}$ " x 26 ..	1
10	27459 ..	" " distance collar	1
11	36174 ..	" " bolt $\frac{5}{16}$ " x $\frac{1}{2}$ " x 26 ..	1
12	27917 ..	" " shakeproof washer	2
13	36456 ..	Number plate	1
14	5171 ..	" " screw	2
15	14904 ..	" " clip	2
16	26999 ..	" " nut	2
17	29058 ..	" " shakeproof washer	2
18	25226 ..	" " packing	2
19	27303 ..	Rear mudguard with stay	1
20	ST55 ..	" " backstay	1
21	27297 ..	" " bracket	1
6	251 ..	Bolt securing bracket to frame and stand clip, also guard to seat post	3
23	26893 ..	Bolt securing bracket to guard	2
24	19610 ..	" " backstay to fork end	2
25	27916 ..	Shakeproof washer	5
26	27000 ..	Nut	4
27	32485 ..	Number plate	1
28	253 ..	" " fixing screw	2
29	26999 ..	" " " nut	2
30	29058 ..	" " " washer	2
31	26391 ..	Carrier	1
6	251 ..	Bolt, carrier to guard	2
26	27000 ..	Nut	2
25	27916 ..	Shakeproof washer	2

State colour of enamelled parts. (See footnote, page 2).

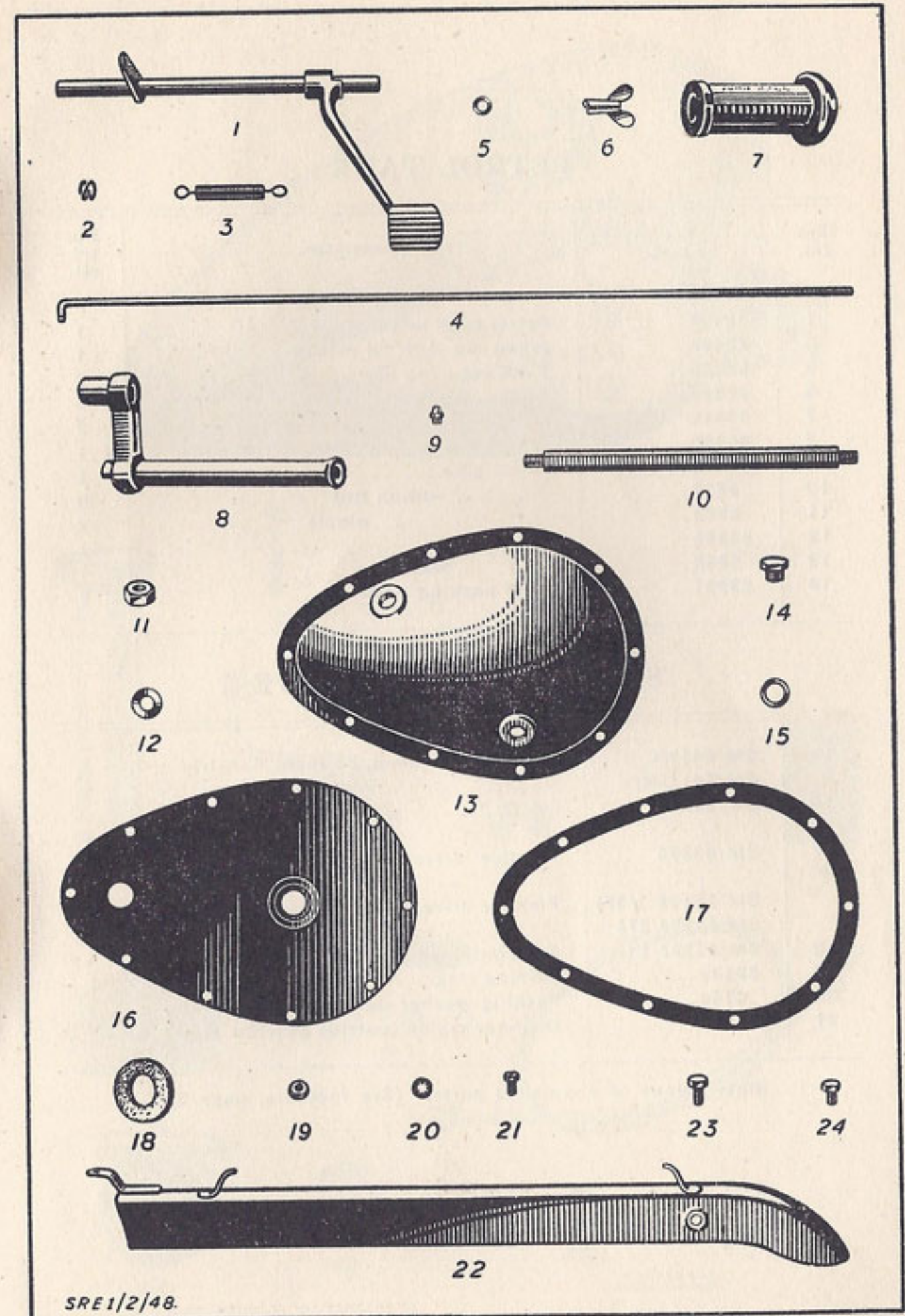


SRE 12250.

BRAKE PEDAL, FOOTRESTS, CHAINCASE & CHAINGUARD

Illus. No.	No. of part.	Description.	No. per set.
BRAKE PEDAL			
1	29778 ..	Brake pedal and shaft assy. ..	1
	33188 ..	" " spindle distance collar ..	1
	7914 ..	" " plain washer ..	1
2	26543 ..	" " spring ..	1
3	29790 ..	" " return spring ..	1
4	26411 ..	Brake rod ..	1
5	10480 ..	" " washer front end ..	1
	28001 ..	" " split pin, $\frac{3}{16}$ " x $\frac{7}{16}$ " ..	1
6	26413 ..	" " adjusting nut ..	1
7	26324 ..	Footrest rubber ..	2
	32867 ..	" arm assy., R.H. } Rigid type ..	1
8	32868 ..	" " " L.H. } ..	1
FOOTRESTS			
9	TC/PZ6 ..	Grease nipple ..	2
10	27203 ..	Footrest rod ..	1
11	10315 ..	" " nut ..	2
12	6740 ..	" " washer (plain) ..	2
	30600 ..	" " " (spring) ..	2
CHAINCASE			
13	32480 ..	Chain cover ..	1
14	26472 ..	" " oil filler or drain plug ..	2
15	9732 ..	" " " " " " " washer ..	2
16	26476 ..	" " back plate ..	1
17	26479 ..	" " joint washer ..	1
18	24918 ..	" " felt washer ..	1
19	27000 ..	" " screw nut, $\frac{1}{2}$ " dia. ..	1
20	27916 ..	" " " shakeproof washer ..	1
21	22835 ..	" " " $\frac{1}{2}$ " dia. ..	10
	RN/110038/58	Front chain, $\frac{3}{8}$ " pitch x .225" x 58 pitches	1
CHAINGUARD			
22	26327 ..	Rear chainguard ..	1
23	251 ..	" " set bolt (front end) ..	1
24	7795 ..	" " " " (rear end) ..	1
20	27916 ..	" " " " shakeproof washer ..	2
	RN/110044/103	Rear chain, $\frac{1}{2}$ " pitch x .205" x 103 pitches	1

State colour of enamelled parts. (See footnote, page 2).



SRE1/2/48.

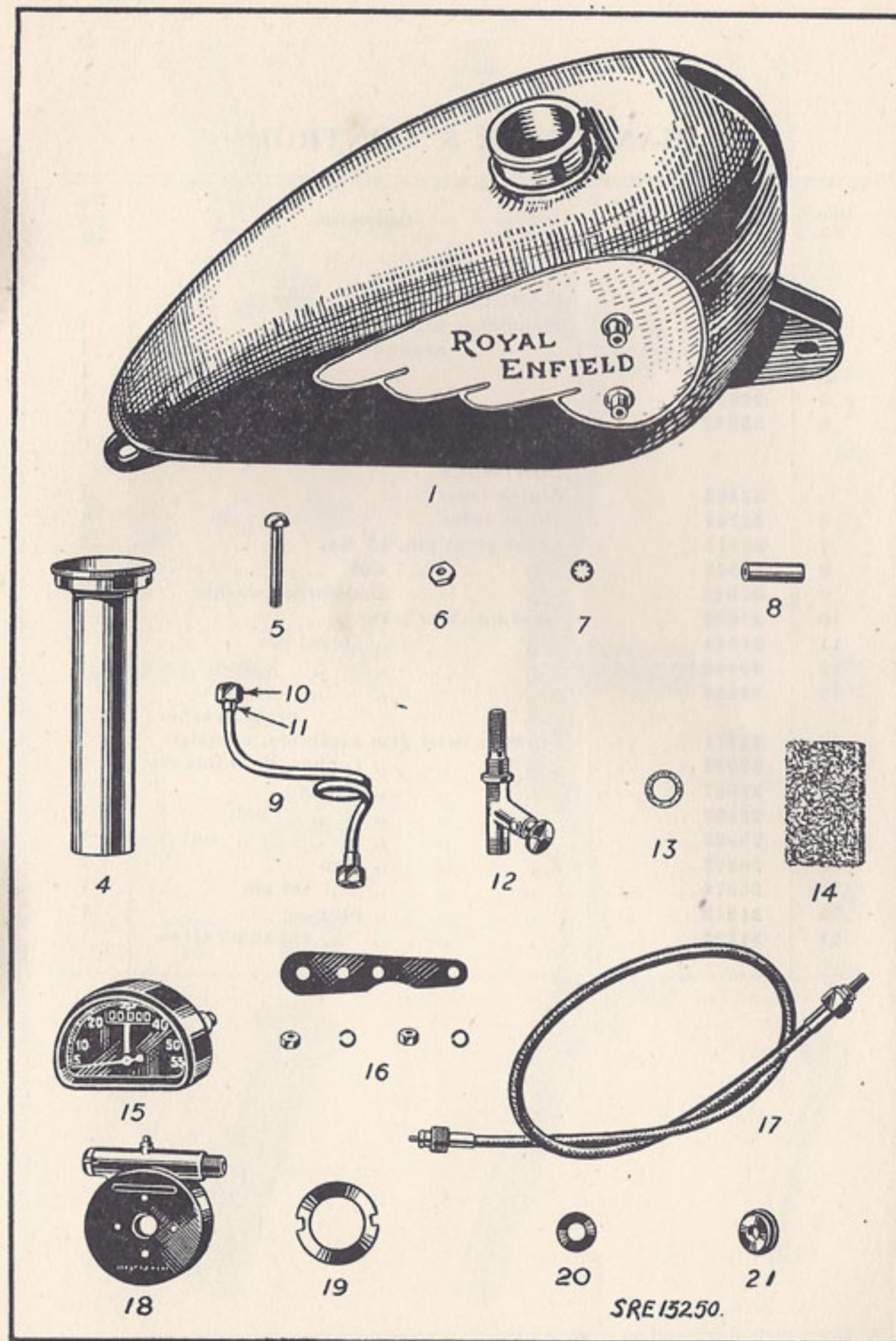
PETROL TANK

Illus. No.	No. of part.	Description.	No. per set.
1	35266	Petrol tank less fittings	1
4	32488	Filler cap with oil measure	1
5	26398	Tank securing bolt	2
6	27000	" " " nut	2
7	27916	" " " shakeproof washer	2
8	26400	" " " distance tube (front)	1
9	32489	Petrol pipe	1
10	5657	" " union nut	2
11	5663	" " " nipple	2
12	26965	" tap	1
13	5662	" " washer	1
14	29927	Tank packing pads	2

SPEEDOMETER & DRIVE

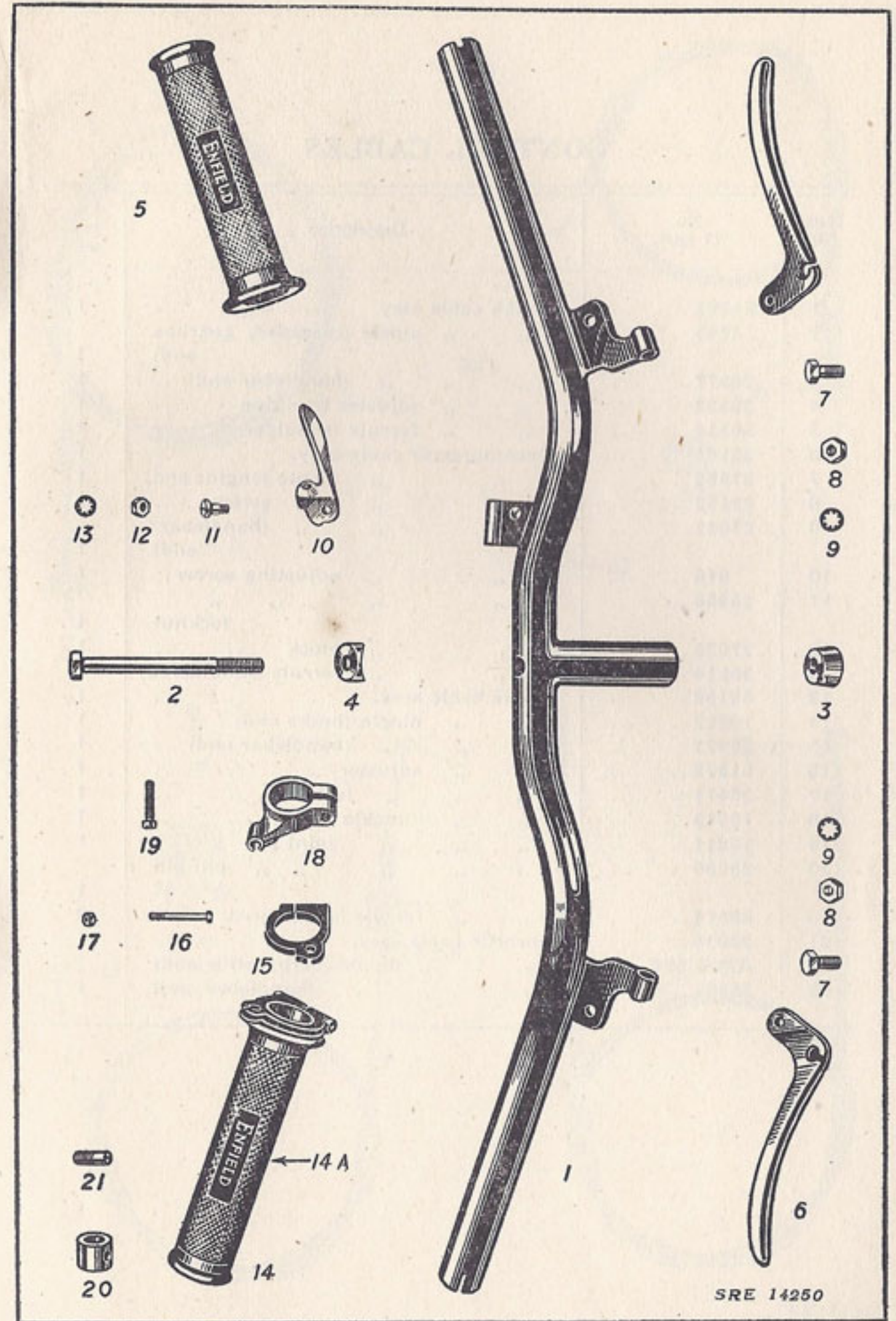
15	SM/S411/L ..	Speedometer head, 55 mph. non-trip	1
	SM/S411/K/L	" " 90 kph. " " ..	1
16	SM/25515 ..	" " bracket with nuts and washers	1
17	SM/58395 ..	Flexible drive 27 $\frac{1}{2}$ " inner and outer comp.	1
	SM/52108/1/27 $\frac{1}{2}$	Flexible drive, inner	1
	SM/58398/27 $\frac{1}{2}$	" " , outer	1
18	SM/52283/1 ..	Self contained gearbox	1
19	32139	Driving ring	1
20	6740	Packing washer (behind gearbox plate)	1
21	32140	Distance collar (outside gearbox plate)	1

State colour of enamelled parts. (See footnote, page 2).



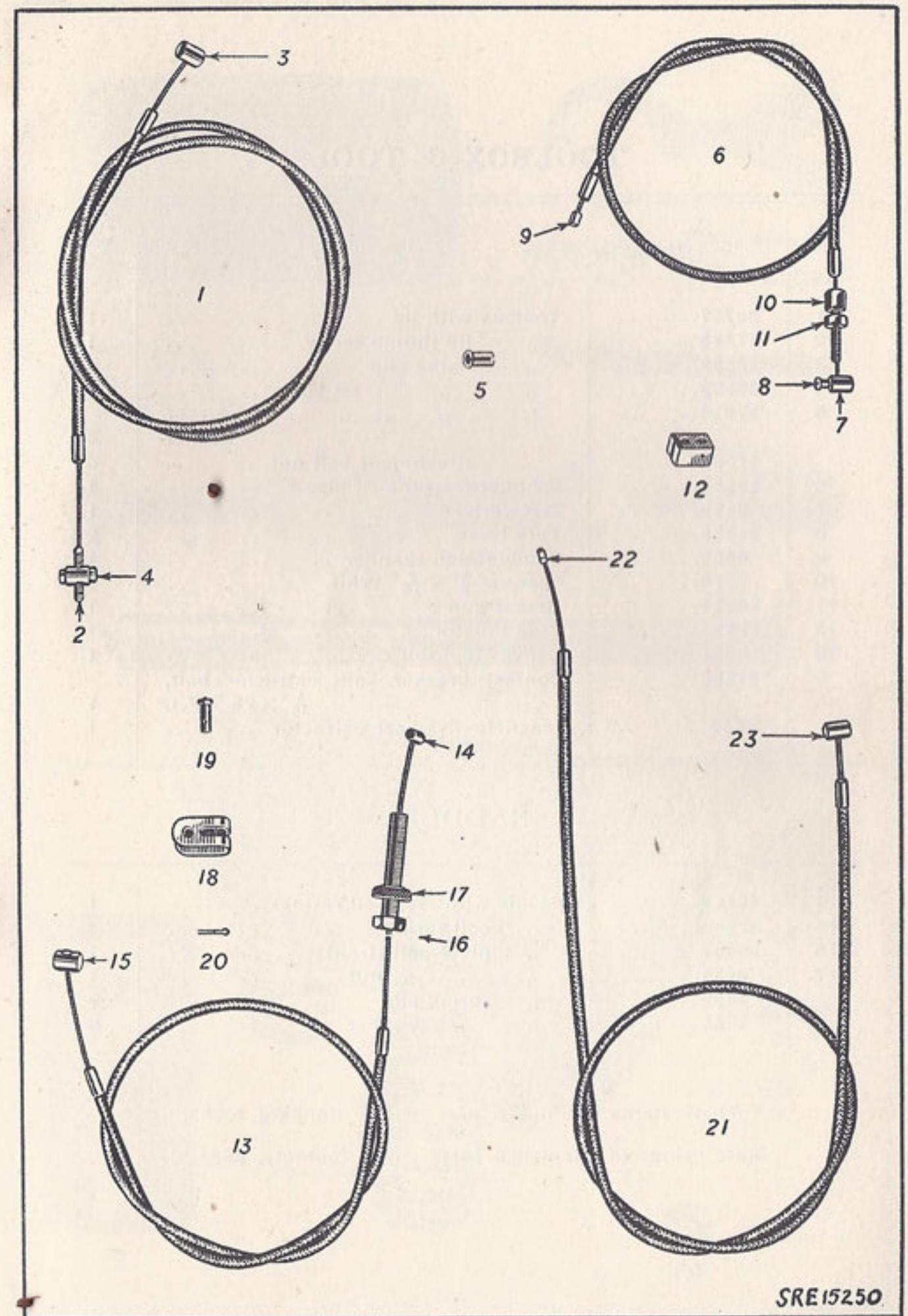
HANDLEBAR & CONTROLS

Illus. No.	No. of part.	Description.	No. per set
HANDLEBAR			
1	32861	Handlebar bend with lugs	1
2	26682	" expander bolt	1
3	26683	" " " wedge	1
4	26681	" " " washer	1
5	32922	Dummy grip rubber, $\frac{1}{4}$ " inside dia. ..	1
CONTROLS			
	32863	Clutch lever	1
6	33187	Brake lever	1
7	30515	Lever pivot pin, $\frac{1}{4}$ " dia.	2
8	30516	" " " nut	2
9	27916	" " " shakeproof washer	2
10	27027	Decompressor lever	1
11	27044	" " pivot pin	1
12	25498	" " " nut	1
13	29058	" " " shakeproof washer	1
14	32971	Throttle twist grip assembly, complete ..	1
14A	32923	" " " rubber, $\frac{1}{16}$ " inside dia. ..	1
15	29967	" " " flange	1
16	29968	" " " bolt	1
17	29969	" " " " nut	1
18	26973	" " " stop	1
19	26974	" " " set pin	1
20	31218	" " " plug	1
21	31306	" " " expander-screw	1



CONTROL CABLES

Illus. No.	No. of part.	Description.	No. per set.
1	29963	Clutch cable assy.	1
2	3245	" " nipple (threaded, gearbox end)	1
3	26977	" " " (handlebar end) ..	1
4	26533	" " adjuster trunnion ..	1
5	30514	" " ferrule (shouldered) ..	1
6	29964	Decompressor cable assy.	1
7	27669	" " nipple (engine end)	1
8	32483	" " " screw ..	1
9	27042	" " " (handlebar end)	1
10	916	" " adjusting screw ..	1
11	25498	" " " " locknut	1
12	27023	" " block	1
5	30514	" " ferrule (shouldered)	1
13	36156	Brake cable assy.	1
14	10212	" " nipple (brake end) ..	1
15	26977	" " " (handlebar end) ..	1
16	21872	" " adjuster	1
17	26471	" " locknut	1
18	10210	" " knuckle	1
19	10211	" " joint pin	1
20	28000	" " " " split pin $\frac{1}{16}'' \times \frac{1}{2}''$	1
5	30514	" " ferrule (shouldered) ..	2
21	32824	Throttle cable assy.	1
22	AM/4/036	" " nipple (carburettor end)	1
23	26982	" " " (handlebar end)	1



SRE15250


TOOLBOX & TOOLS.

Illus. No.	No. of part.	Description.	No. per set.
1	29757.. ..	Toolbox with lid	1
2	27883.. ..	" lid thumb screw	1
3	26568.. ..	" fixing clip	2
4	26309.. ..	" " " set bolt	4
5	27916.. ..	" " " " " shakeproof washer	4
	27000.. ..	" attachment bolt nut	4
6	29858.. ..	Spanner for exhaust pipe	1
7	3482.. ..	Screwdriver	1
8	26829.. ..	Tyre lever	2
9	6406.. ..	Combination spanner	1
10	2976.. ..	Spanner $\frac{3}{8}$ " \times $\frac{7}{16}$ " Whit.	1
11	26984.. ..	Grease gun	1
12	29922.. ..	Tyre inflator	1
13	29921.. ..	Canvas tool roll	1
	*27866.. ..	Contact breaker cam extractor bolt, $\frac{5}{16}$ " \times 22 T.P.I.	1
	*ST56	Magneto flywheel extractor	1

SADDLE

14	29810.. ..	Saddle with rear coil springs	1
15	32968.. ..	" coil spring	2
16	28687.. ..	" pivot bolt (front)	1
17	6955.. ..	" " " nut	1
	3699.. ..	" spring pin	2
20	5965.. ..	" " washer	4


* These items are not a part of the standard tool kit.
State colour of enamelled parts. (See footnote, page 2).



JRE 162.50.

AMAL CARBURETTOR

Illus. No.	No. of part.	Description.	No. per set.
	AM/223/001C	Carburettor complete	1
1	AM/223/001	" body	1
2	AM/23/180 ..	" " plug screw	1
3	AM/116/147	" " " " washer	1
4	AM/223/011	Mixing chamber top	1
5	AM/4/035 ..	Cable adjuster	1
6	AM/4/207 ..	Outlet clip	1
7	AM/4/048 ..	" " screw	1
8	AM/223/012	Throttle valve (std. No. 5)	1
9	AM/52/060 ..	" " location screw	1
10	AM/52/057 ..	" " spring	1
11	AM/223/017	" " jet needle	1
12	AM/161/054	" " " " clip	1
13	AM/223/016	Needle jet No. 1075	1
14	AM/4/042/85	Main jet (std. No. 85)	1
15	AM/223/013	" " plug	1
16	AM/223/014	" " " washer	1
17	AM/224/100	Air filter and strangler assy.	1
18	AM/22/012 ..	Float chamber cover	1
19	AM/22/016 ..	" only	1
20	AM/22/014 ..	" needle	1
21	AM/22/053 ..	Tickler assy. complete	1



SRE 17250

MILLER MAGNETO FLYWHEEL

Illus. No.	No. of part.	Description.	No. per set.
MI/FL18F ..		Magneto complete	1
MI/F1C ..		Front plate c/w all fittings	1
MI/F2 ..		Flywheel c/w magnets and poles ..	1
8884 ..		" securing nut	1
7914 ..		" " washer	1
11992 ..		" " key	1
MI/F3 ..		Contact breaker c/w fixing screws ..	1
MI/F4 ..		" " cam	1
26803 ..		" " screw	1
5085 ..		" " washer	1
MI/F6 ..		" " cover	1
MI/F7 ..		" " spring clip assy.	1
MI/F5 ..		Condenser c/w fixing clip	1
MI/F8 ..		H.T. coil c/w core plates	1
MI/F8LC ..		" " less core plates	1
MI/F9 ..		" " fixing screw .. set of ..	4
MI/F12 ..		" pick-up socket	1
MI/F12A ..		" " rubber cover	1
MI/F40 ..		" " bakelite cap	1
MI/F10 ..		Lighting coil 'L' (left hand)	1
MI/F11 ..		" " 'R' (right hand)	1
MI/F15 ..		" " fixing screw .. set of ..	4
MI/F13 ..		" cable plug	1
MI/F14 ..		" " socket	1
SK/6200 ..		Ball bearing (behind cam)	1
MI/F17 ..		" " retaining plate and screws ..	1

MILLER HEADLAMP

Illus. No.	No. of part.	Description.	No. per set.
		TYPE 62ED, 6" diameter.	
MI/62ED ..		Lamp complete, less dry battery ..	1
MI/62/1 ..		" body	1
MI/62/12 ..		" " side fixing screws and washers .. set of ..	2
MI/62/2 ..		Front rim	1
MI/62/3 ..		" " glass (domed)	1
MI/62/5 ..		" " fixing wires .. set of ..	4
MI/62/4 ..		" " joint washer	1
MI/62/6 ..		Reflector	1
MI/62/7 ..		Bulb holder housing complete	1
MI/62/8 ..		" " only	1
MI/62/9 ..		Main switch complete	1
MI/62/10 ..		" " cover	1
MI/62/11 ..		" " lever	1
MI/62/13 ..		Main bulb, 6 v. 24/24 watt.	1
MI/62/14 ..		Pilot bulb 2.5 v. .2 amp.	1
MI/157 ..		Diplite switch	1
MI/157/1 ..		" " cable	1
MI/62/15 ..		Set of lighting cables	1
29609 ..		Cable strap	2
MI/B23 ..		Dry battery	1

TAIL LAMP

		TYPE 36E.	
MI/36E ..		Lamp complete	1
MI/36/1 ..		" body with contact terminal and bulb holder	1
251 ..		" " fixing screw	2
27000 ..		" " " " nut	2
27916 ..		" " " " shakeproof washer	2
26826 ..		" " earthing strip	1
27685 ..		Cable clip (securing to mudguard) ..	2
MI/36/2 ..		Clear celluloid window	1
MI/36/3 ..		Ruby lense	1
MI/36/4 ..		" " mount (plated)	1
MI/36/5 ..		" " retaining wire	1
MI/36/6 ..		Bulb 6v. 3 watt. S.C.C.	1

CONDITIONS OF SALE AND GUARANTEE.

The following is a copy of the Guarantee given by dealers in Royal Enfield Motor Cycles:

We give the following Guarantee with our Motor Cycles, Motor Cycle Combinations and Sidecars, which is given in place of any implied conditions, warranties or liabilities whatsoever, statutory or otherwise, all such implied conditions, warranties and liabilities being in all cases excluded. Any statement, description, condition, or representation contained in any catalogue, advertisement, leaflet or other publication shall not be construed as enlarging, varying or over-riding this guarantee.

In the case of machines (a) which have been used for "hiring out" purposes or (b) any motor cycle and/or sidecar used for any dirt track, cinder track, or grass track racing or competitions or any competition of any kind within an enclosure for which a charge is made for admission to take part in or view the competition or (c) machines from which the trade mark, name or manufacturing number has been removed, no guarantee of any kind is given or is to be implied.

WE GUARANTEE, subject to the conditions mentioned below, that all precautions which are usual and reasonable have been taken by us to secure excellence of materials and workmanship, but this guarantee is to extend and be in force for six months only from the date of purchase, and damages for which we make ourselves responsible under this guarantee are limited to the free supply of a new part in exchange for the part of the motor cycle, motor cycle combination or sidecar which may have proved defective. We do not undertake to replace or refix, or bear the cost of replacing or refixing, such new part in the motor cycle, motor cycle combination or sidecar. We undertake, subject to the conditions mentioned below, to make good at any time within six months any defects in these respects. As motor cycles, motor cycle combinations and sidecars are easily liable to derangement by neglect or misuse this guarantee does not apply to defects caused by wear and tear, misuse or neglect. The term "misuse" shall include amongst others the following acts:—

1. The attaching of a sidecar to the motor cycle in such a manner as to cause damage calculated to render the latter unsafe when ridden.
2. The use of a motor cycle or of a motor cycle and sidecar combined, when carrying more persons or a greater weight than that for which the machine was designed by the manufacturers.
3. The attaching of a sidecar to a motor cycle by any form of attachment not provided, supplied or approved by the manufacturers or to a motor cycle which is not designed for such use.

Any motor cycle or motor cycle combination or sidecar sent to us to be plated, enamelled or repaired will be repaired upon the following conditions, *i.e.*, we guarantee that all precautions which are usual and reasonable have been taken by us to secure excellence of materials and workmanship, such guarantee to extend and be in force for three months only from the time such work shall have been executed or until the expiration of the six months above referred to, and this guarantee is in lieu and in exclusion of any common law or statute warranty or condition, and the damages recoverable are limited to the cost of any further work which may be necessary to amend and make good the work found to be defective.

CONDITIONS OF GUARANTEE.

If a defective part should be found in our motor cycles, motor cycle combinations or sidecars, or in any part supplied by way of exchange before referred to, it must be sent to us CARRIAGE PAID and accompanied by an intimation from the owner that he desires to have it repaired or exchanged free of charge under our guarantee, and he must also furnish us at the same time with the number of the machine, the date of the purchase, or the date when the alleged defective part was exchanged as the case may be.

Failing compliance with the above, such articles will lie here **AT THE RISK OF THE OWNER** and this guarantee and any implied guarantee, warranty or condition shall not be enforceable.

We do not guarantee specialties such as tyres, saddles, chains, lamps, etc., or any component parts supplied to the order of the purchaser differing from standard specifications supplied with our motor cycles, motor cycle combinations, sidecars or otherwise.

NOTICE.

We do not appoint agents for the sale on our behalf of our motor cycles or other goods, but we assign to motor cycle Dealers, areas in which we supply to such Dealers exclusively for re-sale in such areas. No such Dealer is authorised to transact any business, give any warranty, make any representation or incur any liability on our behalf.