

June, 1950.

Price 2/-

A List of
SPARE & REPLACEMENT PARTS
for the

Royal Enfield

MOTOR CYCLE

MODEL J.2. (Twin Port) 1950

499 c.c. O.H.V.

●
THE

ENFIELD CYCLE COMPANY LIMITED

Head Office & Works:

REDDITCH

London Showrooms and Spares Depot:

221 Tottenham Court Road., W.1.

All REPAIRS to Service Dept., REDDITCH.

9.50

June, 1950.

Price 2/-

A List of
SPARE & REPLACEMENT PARTS
for the

Royal Enfield

MOTOR CYCLE

MODEL J.2. (Twin Port) 1950
499 c.c. O.H.V.



THE
ENFIELD CYCLE COMPANY LIMITED

Head Office & Works:

REDDITCH

Telegrams:
"Cycles, Phone, Redditch."

Telephone:
Redditch 121 (8 lines).

All REPAIRS to Service Dept., REDDITCH.

London Showrooms and Spares Depot:
221 Tottenham Court Rd., W.1. Telephone: MUSEUM 3991-2.

INDEX

	Page
Battery	52
" Carrier	40
Brake Pedal	36
Carburettor	50
Chains & Covers	44
Clutch	20
Engine	4-12
" Attachment Studs	38
Exhaust Pipe	36
Footrests	36
Frame	38
Front Fork, Telescopic	26, 28
Gearbox	14-18
Handlebar	22
" Controls	22
" Control Cables	24
Lamps	54
Legshields	48
Magdyno	52
Mudguard, Front	30
" Rear	42
Petrol Tank	30
Pillion Footrests	44
Saddle	46
Silencer	36
Speedometer	48
Stand, Prop	44
" Rear	40
Toolboxes	42, 46
Wheel & Brake, Front	32
" " Rear	34

MODEL.	SANCTION.	FRAME Nos.
J2.	871M.	5001-8000.
"	908M.	8001-8500.

TERMS OF BUSINESS.

All prices of Spare and Replacement Parts are subject to revision or modification, at our discretion, without notice.

Our terms are STRICTLY NET CASH WITH ORDER, or cash on receipt of PRO-FORMA INVOICE. Repairs and sundries items cannot be booked. Prices do not include cost of carriage or postage which will be covered by a surcharge of 5% (subject to a minimum of 6d.) on the nett invoice value. C.O.D. fees and the cost of packing cases or crates are additional to the fixed surcharge.

Any part or complete motor cycle sent for repair should be consigned CARRIAGE PAID and the sender's name and address should be given in full on the address tally. Parts sent to us carriage forward are liable to be refused, and to lie with the carriers at sender's risk and expense.

Full instructions regarding the necessary repairs to be done, with advice as to the mode of despatch of the machine (or part), should be posted the same day.

When forwarding motor cycles for repair it is advisable to remove all accessories and easily detached fittings, such as badges, mascots, tools, tyre inflator, etc. Besides facilitating the work of repair, it will also prevent any loss during transit.

Order all parts by the name of the article and the NUMBER PRECEDING IT, also state the number of the engine or machine for which they are intended. The engine number will be found stamped on the driving side of the crank case below the cylinder barrel and the machine number at the top of the front down tube.

GUARANTEE.

We respectfully refer customers to the terms of our guarantee, which appears on page 56 of this list.

When forwarding a complete Motor Cycle, Engine, Carburettor or Magneto with the request that we overhaul the same, we understand by the term "Overhaul" that it is to be entirely dismantled, thoroughly renovated, any worn parts renewed, and put in perfect working order. In case a customer desires only certain parts attended to, full instructions should be given us to that effect, otherwise the cost may be in excess of that anticipated.

ESTIMATES AND QUOTATIONS.

When customers send complete Motor Cycles or parts thereof to us for repairs, we are always prepared to furnish estimates before proceeding with the necessary work. At the same time, it must be distinctly understood that we can only give approximate quotations. Frequently, when the actual work is in progress, it is found necessary to replace parts other than those specified in the estimate, as we make a practice of including in such estimates only those items and parts which at the time we consider really essential to put the machine (or parts) in a thoroughly satisfactory condition.

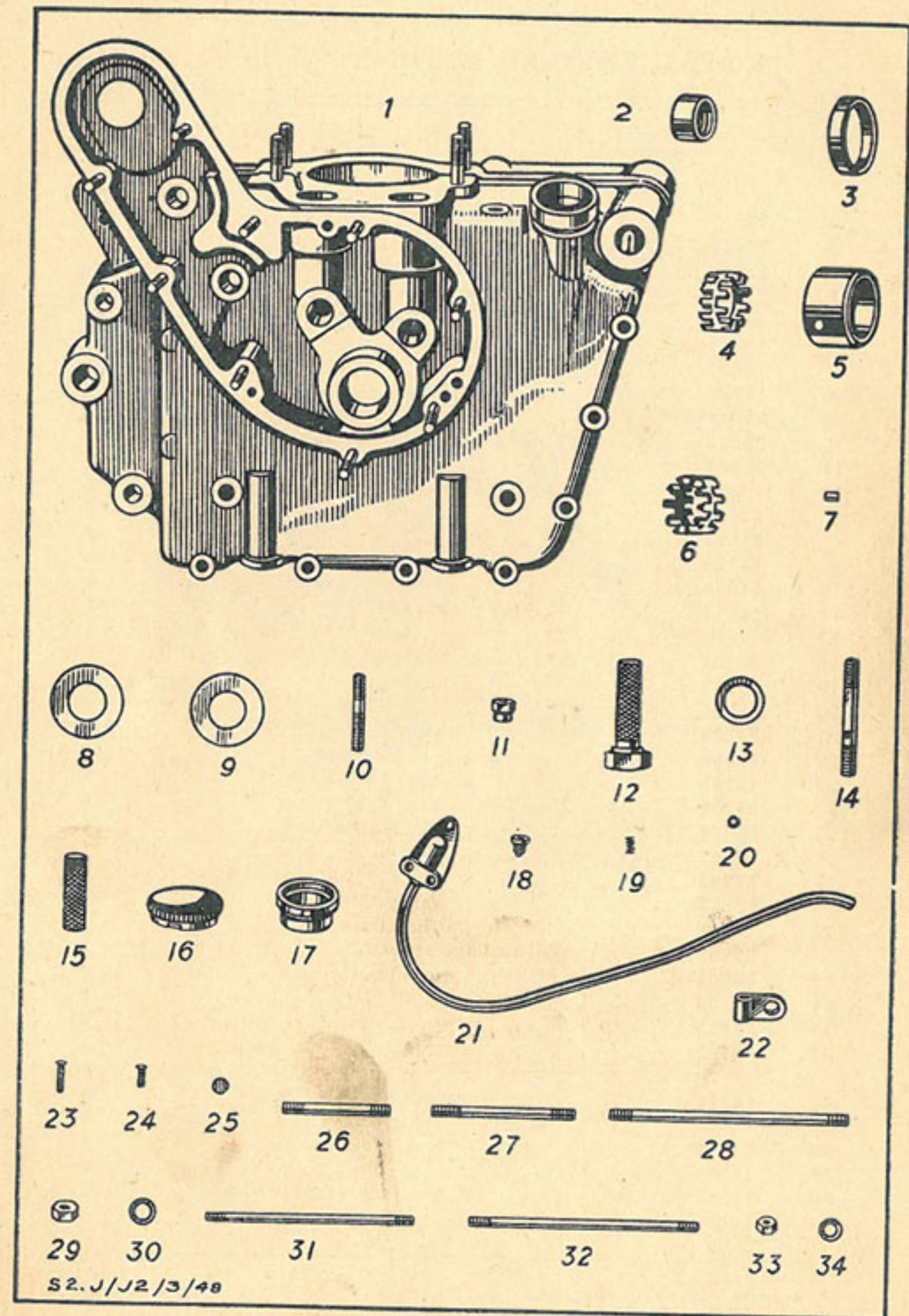
If any estimate prepared in this way is not accepted, we reserve the right to make a nominal charge for taking down and re-assembling any parts necessary in preparing it.

We cannot hold ourselves responsible for loss of, or damage to, any parts lying at our works for repairs, unless instructions to proceed with same are given within twenty-one days of our estimate for the said repairs having been rendered.

All acetylene welded repairs to crank cases and other aluminium parts are carried out with extreme care, but we cannot give any guarantee with, or accept responsibility for, any parts so treated.

ROYAL ENFIELD ENGINE

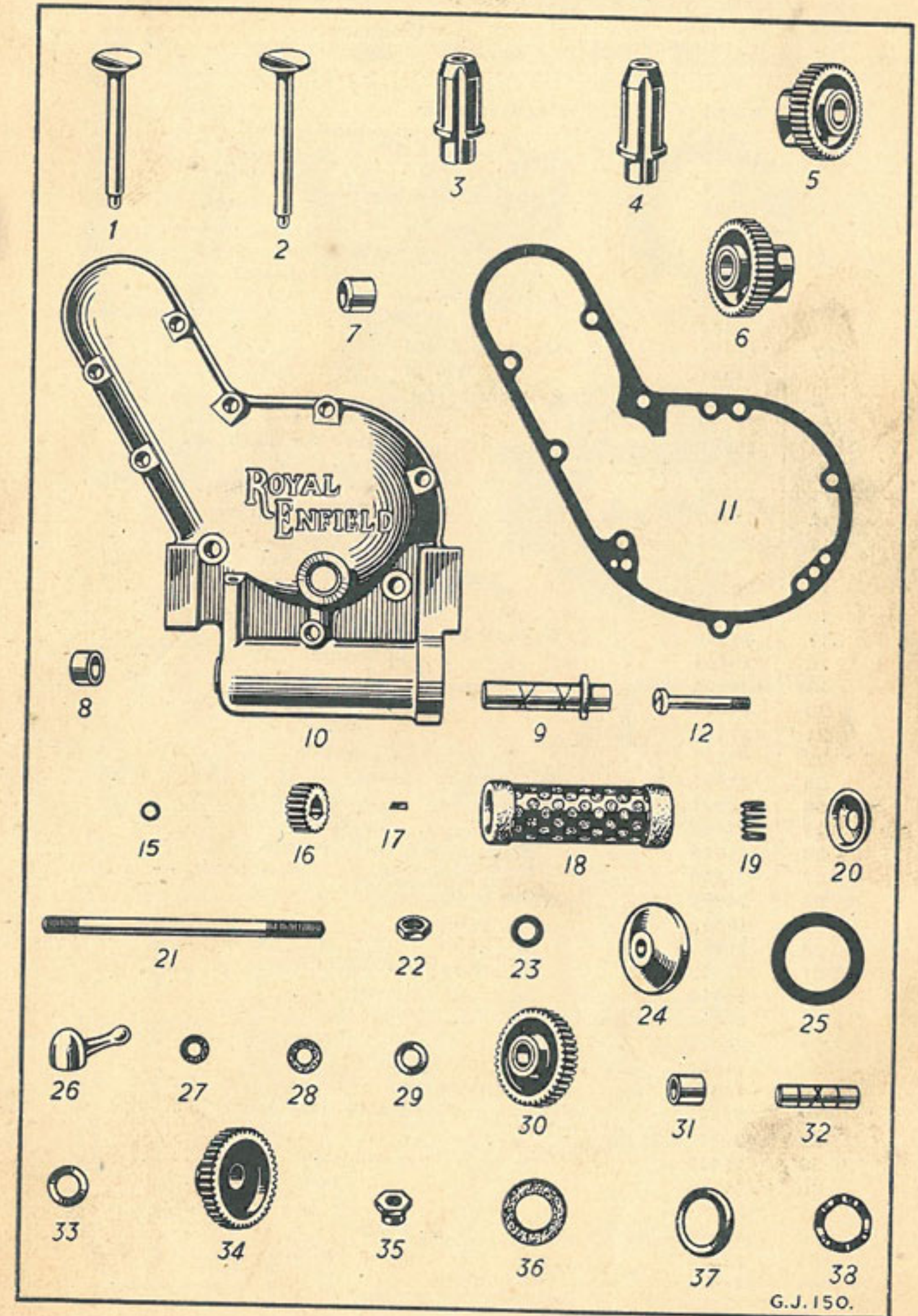
Illus. No.	No. of part.	Description.	No. per set.
	34269 ..	499 c.c. O.H.V. engine (Model J2), with magneto and carburettor	1
1	34425	Crankcase (timing and driving sides) with fixed fittings..	1
2	16291 ..	" bearing bush (timing side)..	1
3	16700 ..	" roller race (timing side) ..	1
	8785 ..	" cage " " ..	1
5	14453 ..	" race (driving side) ..	1
	12548 ..	" cage " " ..	1
7	SE342 ..	" bearing roller ..	48
8	32872 ..	" end washer ..	2
9	15459 ..	" thrust washer (timing side)	1
	12572 ..	" " " (driving side)	1
10	15236 ..	Crankcase cylinder stud $\frac{7}{16}'' \times 1\frac{1}{2}'' \times 26$	4
11	10994 ..	" " " nut ..	4
	33894 ..	" gauze drain cup ..	1
12	24173 ..	" oil plug and filter ..	2
13	24178 ..	" " washer ..	2
14	13919 ..	" filter stud ..	2
15	13995/6 ..	" " gauze and ring ..	2
16	19670 ..	" filler cap ..	1
17	18275 ..	" " collar ..	1
18	22198 ..	" non-return valve plug ..	1
19	22199 ..	" " " spring ..	1
20	32017 ..	" " " ball $\frac{3}{16}''$ dia.	1
21	26649C ..	" breather body with pipe ..	1
22	33165 ..	" " pipe clip ..	1
23	26648 ..	" screw $\frac{3}{16}'' \times \frac{11}{16}'' \times 32$	2
24	26664 ..	" " $\frac{3}{16}'' \times \frac{3}{8}'' \times 32..$	1
25	26651 ..	" disc valve..	2
26	22680 ..	Crankcase stud $\frac{5}{16}'' \times 6\frac{3}{16}'' \times 26..$	2
27	21471 ..	" " $\frac{5}{16}'' \times 3\frac{5}{8}'' \times 26 ..$	1
28	15267 ..	" " $\frac{5}{16}'' \times 2\frac{3}{8}'' \times 26 ..$	1
29	27304 ..	" nut $\frac{5}{16}'' \times 26 ..$	7
30	8634 ..	" washer ..	8
31	22682 ..	" $\frac{1}{4}'' \times 6\frac{1}{16}'' \times 26 ..$	7
32	22681 ..	" $\frac{1}{4}'' \times 5\frac{1}{2}'' \times 26 ..$	3
33	26998 ..	" nut $\frac{1}{4}'' \times 26 ..$	20
34	82 ..	" washer ..	20



ROYAL ENFIELD ENGINE—Contd. (I)

Illus. No.	No. of part.	Description.	No. per set.
1	22612	Tappet (inlet)	1
2	22613	" (exhaust)	1
3	22614	" " guide (inlet)	1
4	22615	" " (exhaust)	1
5	*33870	Cam (inlet) with bushes	1
6	*33871	" (exhaust) "	1
7	19835	" bush (long)	2
8	19836	" " (short)	2
9	22616	" spindle	2
10	33572	Timing gear cover with oil filter housing	1
11	22605	" " " fibre joint washer..	1
12	19555	Timing cover screw $\frac{1}{4} \times 1 \frac{3}{16} \times 26$	4
	34689	" " " $\frac{1}{4} \times 1 \frac{11}{16} \times 26$	1
	34688	" " " $\frac{1}{4} \times 1 \frac{1}{2} \times 26$	2
	19328	" " " $\frac{1}{4} \times 1 \frac{15}{16} \times 26$	2
		" " " washer	9
15	34690	Timing pinion, 20T	1
16	13754	" " key	1
17	9410	" " " "	1
18	28253	Oil cleaner element	1
19	28259	" " spring	1
20	28254	" " " cup	1
21	28255	" " stud $\frac{3}{8}$ " dia. $6 \frac{1}{4}$ " long	1
22	26996	" " " locknut	1
23	13785	" " " fibre washer	1
24	28256	" " " cap	1
25	28258	" " " washer	1
26	28257	" " " nut	1
27	13785	" " " fibre washer	1
28	18793	" " " felt washer	1
29	8894	" " " thrust washer	1
	28858	Oil passage screws	2
30	33901	Magdyno drive idler pinion with bush	2
31	19200	" " " " bush	2
32	22618	" " " " spindle	2
33	19552	" " " " thrust washer	4
34	18575	Magdyno pinion	1
35	14538	" " nut	1
36	21423	" " felt washer	1
37	18993	" " " retainer	1
38	19352	" " corrugated washer	1
	19353	" " plain	1


* Part Nos. 33870 and 33871 supersede and are interchangeable with Part Nos. 19549 and 22130 respectively, shown in earlier Model J list.



G.J. 150.

ROYAL ENFIELD ENGINE—Contd. (2)

Illus. No.	No. of part.	Description.	No. per set.
1	34683	Magdyno strap	1
2	19068	" " trunnion (plain) ..	1
3	19069	" " " (tapped) ..	1
4	19202	" " " stud $\frac{1}{4}$ " dia. ..	1
5	12881	" " " " " nut ..	1
	5915	" " " " " washer ..	1
6	22679	" " anchor stud (crankcase) ..	1
	27304	Anchor stud nut	1
	8634	" " washer	1
7	19065	Magdyno dowel	2
	32551	" " shield	1
8	24288	Cylinder barrel	1
	21518	" " base washer	1
10	25861	" " washer for push rod tubes ..	2
11	22604	" " cover for valve lifter ..	1
12	21869	" " " joint washer ..	1
13	22216	" " " stud	1
14	17385	" " " " nut	1
15	8634	" " " " steel washer ..	1
16	25990	" " " " fibre " ..	1
17	34268	Cylinder head with valve guides ..	1
18	26198	" " oil ferrule	2
19	19803	" " joint washer	1
20	24833	" " stud $\frac{3}{8}$ " \times $2\frac{1}{16}$ " \times 26 ..	4
21	17602	" " " nut	4
22	107	" " " washer	4
23	22601	" " cover	1
24	22627	" " " washer	1
25	21468	" " " stud	1
26	24054	" " " " nut	1
27	1846	" " " " washer	1
28	24952	Valve (inlet)	1
29	16362	" (exhaust)	1
30	22641	" guide	2
31	35409	" spring (outer)	2
32	35410	" " (inner)	2
33	35238	" " collar (top)	2
34	28596	" " " (bottom)	2
35	11099	" split collar	2
36	10672	" stem cap	2
37	22607	Valve push rod with ends (inlet) ..	1
38	22609	" " " " (exhaust) ..	1
39	15916	" " " end (top)	2
40	11863	" " " " (bottom, inlet) ..	1
41	21864	" " " " (" exhaust) ..	1
42	21365	" " " cup	2
43	34399	" " " locknut	2
44	21867	Valve lifter	1
45	21169	" " spindle	1
46	21815	" " spring	1

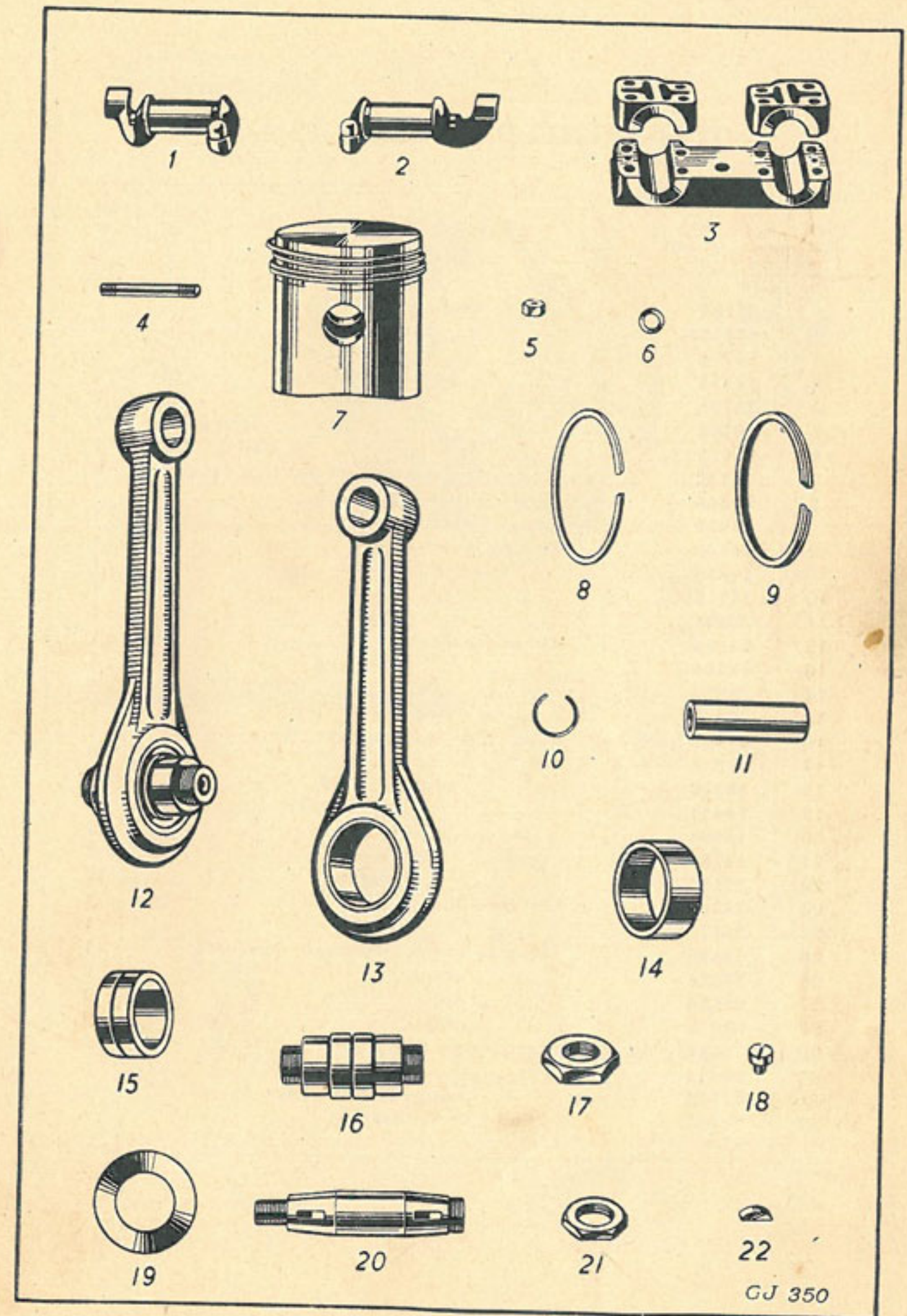


ROYAL ENFIELD ENGINE—Contd. (3)

Illus. No.	No. of part.	Description.	No. per set.
1	22622	Rocker (inlet)	1
2	22623	" (exhaust)	1
3	22602/3	" bearing and caps	1
4	10772	" " stud, $\frac{1}{4} \times 1\frac{1}{8} \times 26$	8
5	27305	" " " nut	8
6	9908	" " " washer	8
7	†33899	Piston complete with rings and gudgeon pin (standard compression ratio)	1
	†33899/20	Piston complete (.020" oversize)	1
	†33899/40	" " (.040" ")	1
	33910	" " 7 : 1 compression ratio	1
	33910/20	" " (.020" oversize)	1
	33910/40	" " (.040" ")	1
8	25857	Piston ring (compression) taperfaced	2
	25857/20	" " " (.020" oversize)	2
	25857/40	" " " (.040" ")	2
9	26805	" " (scraper)	1
	26805/20	" " " (.020" oversize)	1
	26805/40	" " " (.040" ")	1
10	20363	Gudgeon pin circlip	2
11	22594	Gudgeon pin	1
	22594/5	" " (.005" oversize)	1
	22594/10	" " (.010" ")	1
12	33590	Connecting rod and big end assembly	1
13	33591	" " with fixed bush	1
14	*16651	" " large end fixed bush	1
15	19885	" " " floating bush	1
16	19884	Crank pin	1
17	16472	" " nut	2
18	16476	" " " keeper screw	2
19	26605	" " " thrust washer	2
	26839	" " " grub screw	1
20	26904	Driving shaft	1
21	8671	" " nut	1
	141639A	" " " lock ring	1
22	11201	" " " key (flywheel)	1

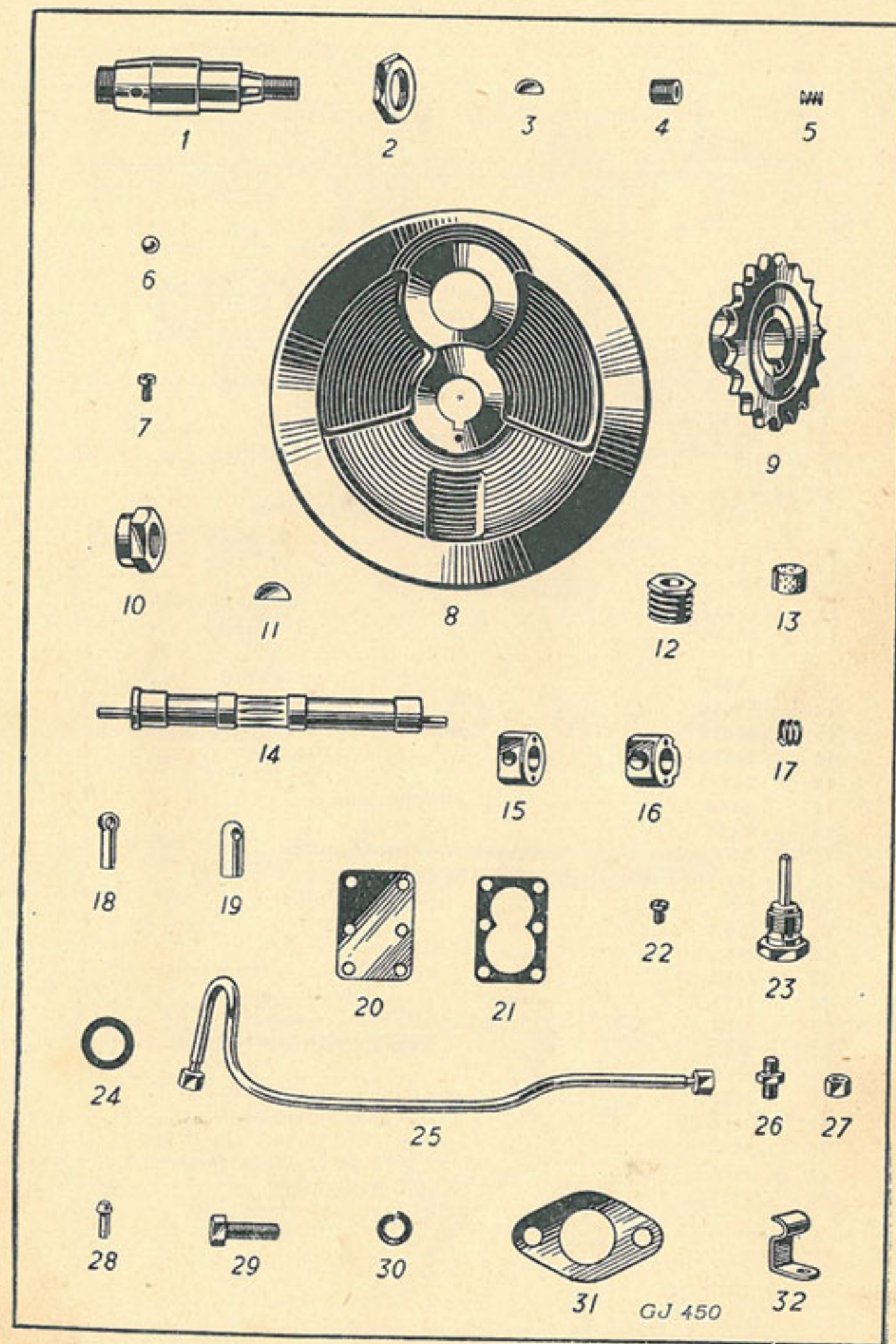
* This part not supplied separately.

†Part Nos. 33899, 33899/20 and 33899/40 supersede and are interchangeable with Part Nos. 24798, 24798/20 and 24798/40 respectively, shown in the earlier Model J list.



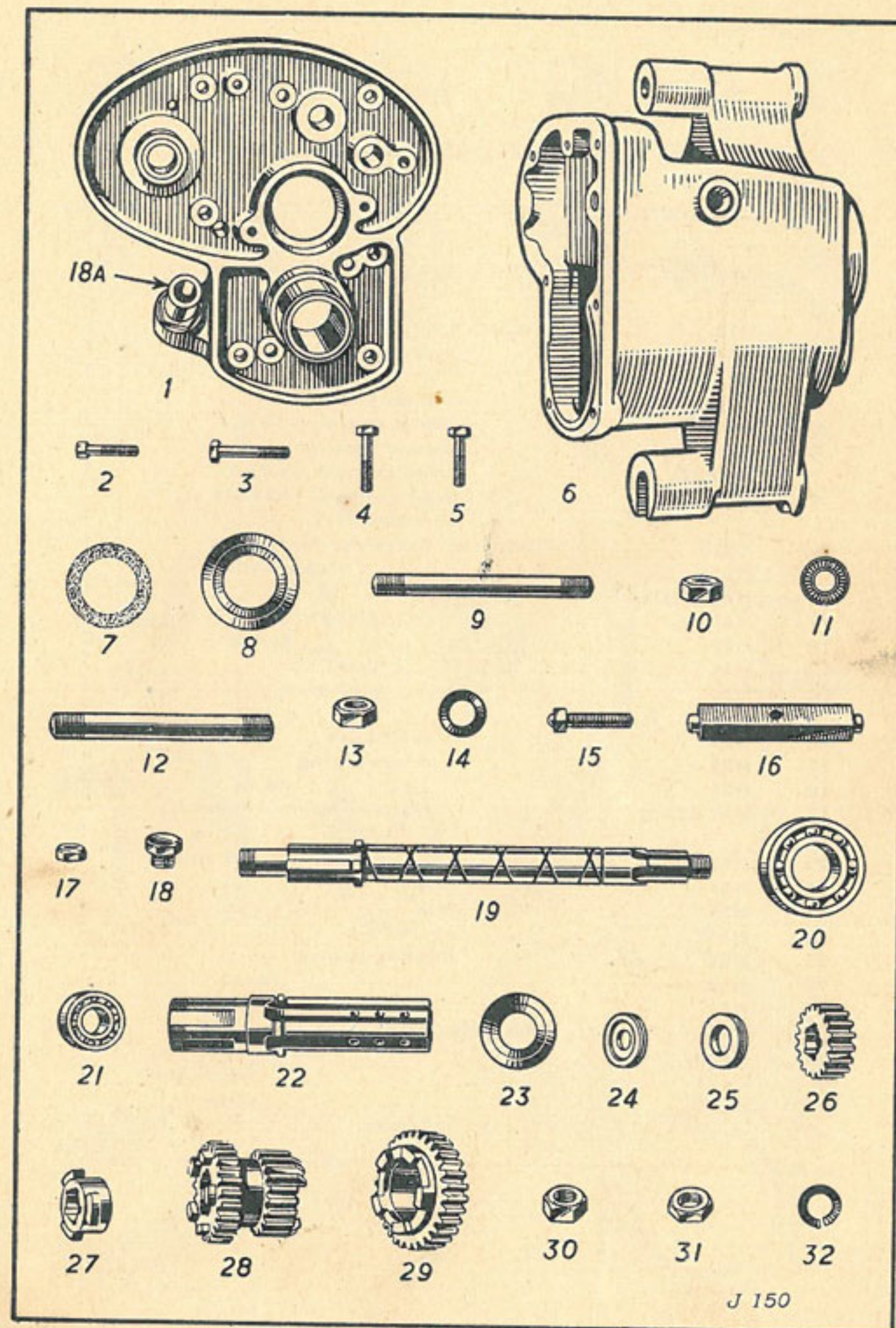
ROYAL ENFIELD ENGINE—Contd. (4)

Illus. No.	No. of part.	Description.	No. per set.
1	26702	Timing shaft	1
2	141545	" " nut	1
	26706	" " lock ring	1
3	16576	" " key (flywheel)	1
4	26703	" " oil release plug	1
5	26704	" " " " " spring	1
6	32019	" " " " " ball $\frac{5}{16}$ " dia.	1
7	C3112	Keeper screw for shaft nut lock rings.. .. .	2
8	26698	Flywheel (timing side)	1
	26699	" (driving side)	1
9	14525	Engine sprocket 18T	1
	14370	" " 21T	1
10	11713	" " nut	1
11	33161	" " key	1
12	24284	Oil pump worm	1
13	16704	" " cork plug	1
14	26328	" " spindle	1
15	13904	" " disc (feed)	1
16	27452	" " (return)	1
17	7326	" " spring	2
18	13906	" " plunger (feed)	1
19	14461	" " (return)	1
20	14456	" " cover	2
21	14786	" " washer	2
22	27196	" " screw	12
23	24297	Oil feed plug	1
24	24177	" " washer	1
25	33593	Oil pipe to cylinder head, complete	1
26	29065	" " union	2
27	29066	" " nut	2
28	29079	" " nipple	2
29	2545	Carburettor fixing pin	2
30	14611	" " washer	2
31	33002	" " flange joint washer	1
32	29455	Clip for H.T. lead	1



FOUR-SPEED GEAR BOX

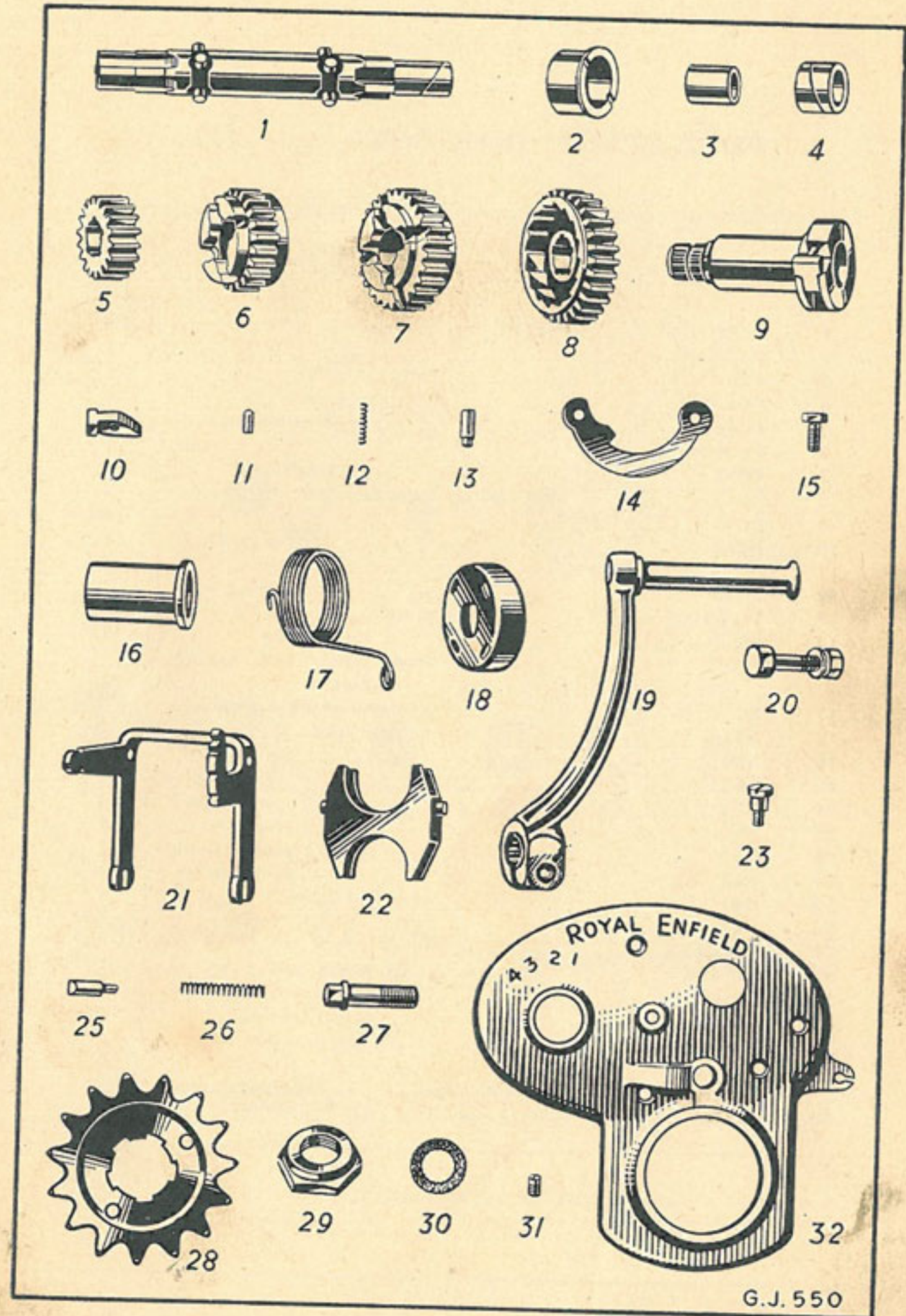
Illus. No.	No. of part.	Description.	No. per set.
	33600	Gearbox complete with clutch ..	1
1	H1/39	cover ..	1
2	FC57/H	" screw, $\frac{1}{4}$ " dia., $1\frac{1}{16}$ " long	1
3	H54A	" bolt, $\frac{1}{4}$ " " $1\frac{7}{16}$ " "	1
4	H54B	" " " $\frac{1}{4}$ " " $1\frac{3}{16}$ " "	2
5	H54C	" " " $\frac{1}{4}$ " " 1" "	2
6	H2/J	case ..	1
7	H3	felt washer ..	1
8	H4	dished washer ..	1
9	12238	attachment stud, top, $\frac{1}{2}$ " x $4\frac{13}{16}$ " x 26	1
10	7598	" " " nut ..	1
	9757	" " " " ..	1
11	15511	" " locking collar	1
12	25185	" " bottom, $\frac{5}{8}$ " x $4\frac{7}{8}$ " x 26	1
13	8350	" " " $\frac{5}{8}$ " nut ..	2
14	29060	" " " washer ..	2
15	23619	adjusting pin ..	1
16	25197	" " trunnion ..	1
17	26997	" " $\frac{5}{16}$ " locknut ..	1
18	E140	oil filler plug ..	1
18	E140	drain plug ..	1
18A	ENF203	oil filler extension ..	1
19	H7A	Mainshaft, gearbox ..	1
20	H5	ball race (large) ..	1
21	H6	" " (small) ..	1
22	H8	sleeve ..	1
23	H70	oil retaining dished washer	1
24	H71	" thrower (outer) ..	1
25	H52	" " (inner) ..	1
26	H9/18	high gear pinion 18T ..	1
27	H10A	" " " dog ..	1
28	H11	sliding gear 25 T. and 21 T. ..	1
29	H12/30	low gear pinion 30 T. ..	1
30	H55	nut (R.H. thread) clutch end ..	1
31	H56	" (L.H. ")kickstart ..	1
32	H57	spring washer ..	1



J 150


FOUR SPEED GEAR BOX—Contd. (1)

Illus. No.	No. of part.	Description.	No. per set.
1	H13	Layshaft, gearbox	1
2	H14	" bush (case end)	1
3	H15	" " (kickstart end)	1
4	H16	" splined bush	1
5	H17/18	" low gear pinion 18 T.	1
6	H18	" second gear pinion 23 T.	1
7	H19/27	" third gear pinion 27 T.	1
8	H20/30	" high gear and kickstart wheel 30 T.	1
9	H21S	Footstarter sleeve—splined fitting	1
	H21A	" " distance washer	1
10	H22	" pawl	1
11	H22A	" " plunger	1
12	H23	" " " spring	1
13	H24	" " pivot	1
14	H25	" " stop plate	1
15	H26	" " " bolt	2
16	H27	" shaft bush	1
17	H28	" return spring	1
18	H29	" " " cover	1
19	H42/42A/S	" crank complete—splined fitting	1
20	H43S	" " " bolt, nut and washer	1
21	H33	Operator (inside)	1
22	H34	" fork	1
23	H36	" anchor pin	2
25	H62	" locating plunger	1
26	H63	" " " spring	1
27	H61	" " " " box	1
28	H49A	Final drive sprocket 18 T.	1
29	H120	" " " locknut	1
30	H121	" " " felt washer	1
31	H122	" " " screw	1
32	HFC/1A/35/NS	Foot control cover	1



FOUR-SPEED GEAR BOX—Contd. (2)


Illus. No.	No. of part.	Description.	No. per set.
1	FC57/H ..	Foot control cover screw, $\frac{1}{4} \times 1 \frac{1}{8}$ " ..	4
2	FC57/H/S ..	" " " " " $\frac{1}{4} \times \frac{3}{8}$ " ..	1
3	FC4 ..	" " ratchet (inner) ..	1
4	FC1 ..	" " " (outer) ..	1
5	FC44 ..	" " " operating pin ..	1
6	FC55/H ..	" " " " " bush ..	1
7	FC51 ..	" " " spring ..	1
8	FC41 ..	Foot control adjuster plate ..	1
9	FC43 ..	" " " " pin ..	2
10	FC58 ..	" " " " bush ..	2
11	H113 ..	" " " " nut ..	2
12	FC45 ..	" " " " spring stop ..	1
13	FC/53 ..	" " plate ..	1
14	FC/46 ..	" " " spring stop ..	1
16	FC/42 ..	" " stop plate and spring retainer ..	1
17	FC/47/H ..	" " operator shaft with lever ..	1
18	NS1 ..	" " neutral lever ..	1
19	NS2 ..	" " " spring ..	1
20	NS3 ..	" " " cap ..	1
21	NS4 ..	" " " washer ..	1
22	NS5 ..	" " " stop pin ..	1
23	NS6 ..	" " " eccentric bush ..	1
24	NS8 ..	" " " securing pin ..	1
25	NS7 ..	" " gear indicator ..	1
26	NS9 ..	" " " washer ..	1
27	FC/30/NS ..	" " lever ..	1
28	FC/30A ..	" " " pinch bolt ..	1
29	FC/48 ..	" " " (short, inside) ..	1
30	FC/52 ..	" " " return spring ..	1
31	FC/49 ..	" " " fulcrum pin ..	1
32	TC/PZ6 ..	" " " " " " grease nipple ..	1
33	H66L ..	Clutch operating rod, $9 \frac{7}{8}$ " long ..	1



GJ 650

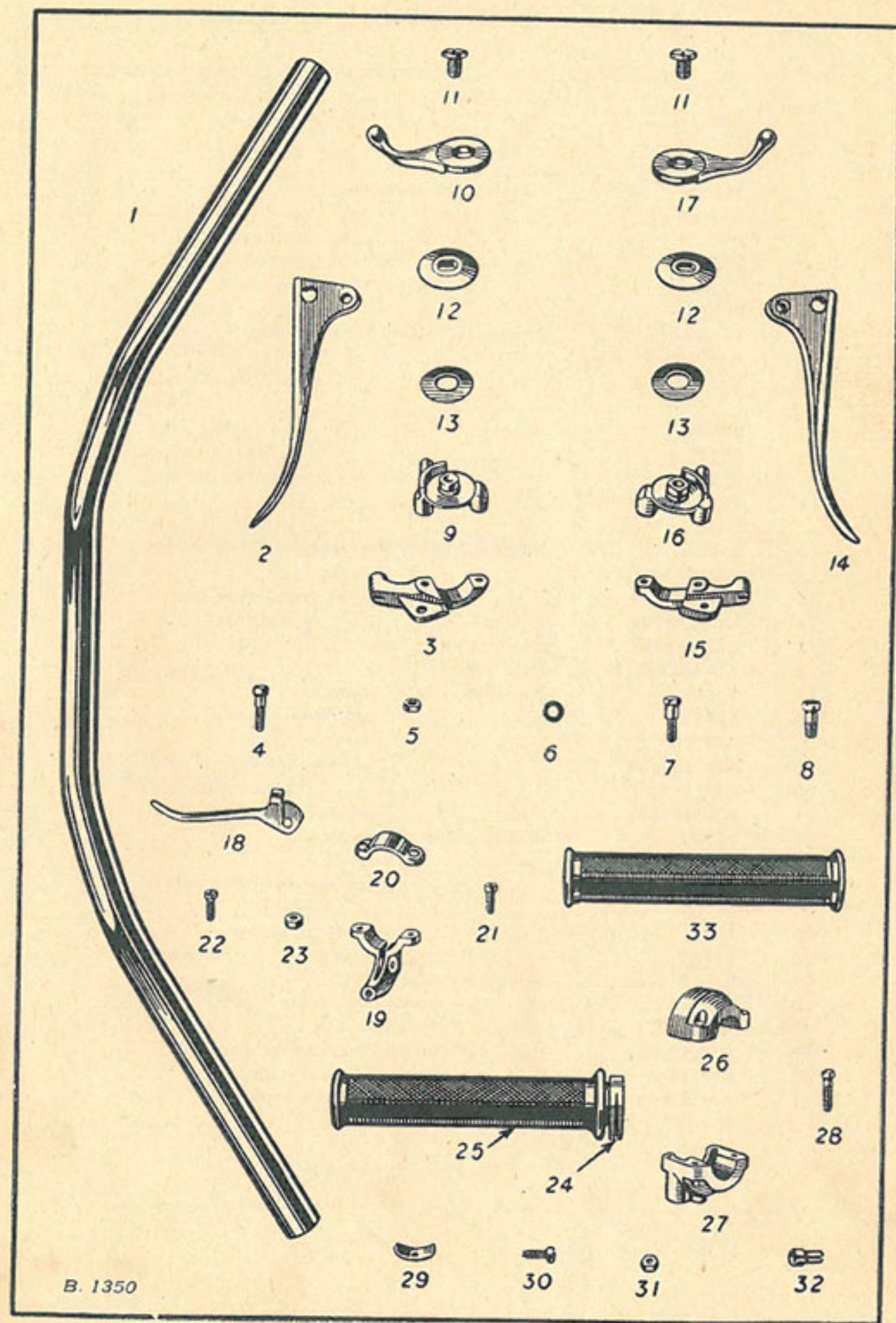
CLUTCH

Illus. No.	No. of part.	Description.	No. per set.
1	82826	Clutch assembly	1
2	27535	" sprocket 42T and drum assembly	1
	H81	" " drum	1
	G74A	" " " rivets	15
3	H82-FDA	" " ferodo disc	2
	C10	" " " rivet	5
4	G74	" " ball cage	2
5	H72	" retaining spring	1
	G66	" sprocket ball retaining rivet ..	15
	G76	" " balls	54
6	G68/123	" centre drum and back plate assembly	1
7	H89	" plate with cork inserts	3
8	G67/2	" " cork insert	72
9	G72	" stud distance tube	3
10	G69A	Clutch centre	1
11	G70	" " cush rubber (large)	3
12	G70A	" " " (small)	3
13	G71	" " " retaining ring	1
14	G78	" spring	3
15	G80	" screw	3
16	G77	" front plate	1
17	G75	" intermediate plate (flat)	1
18	G75A	" " " (dished)	2
19	G79	" cap	1
20	H66B	" operating pad	1
21	E141	" " lever	1
22	E142	" " " adjusting screw and nut ..	1
23	E143	" " " cotter	1



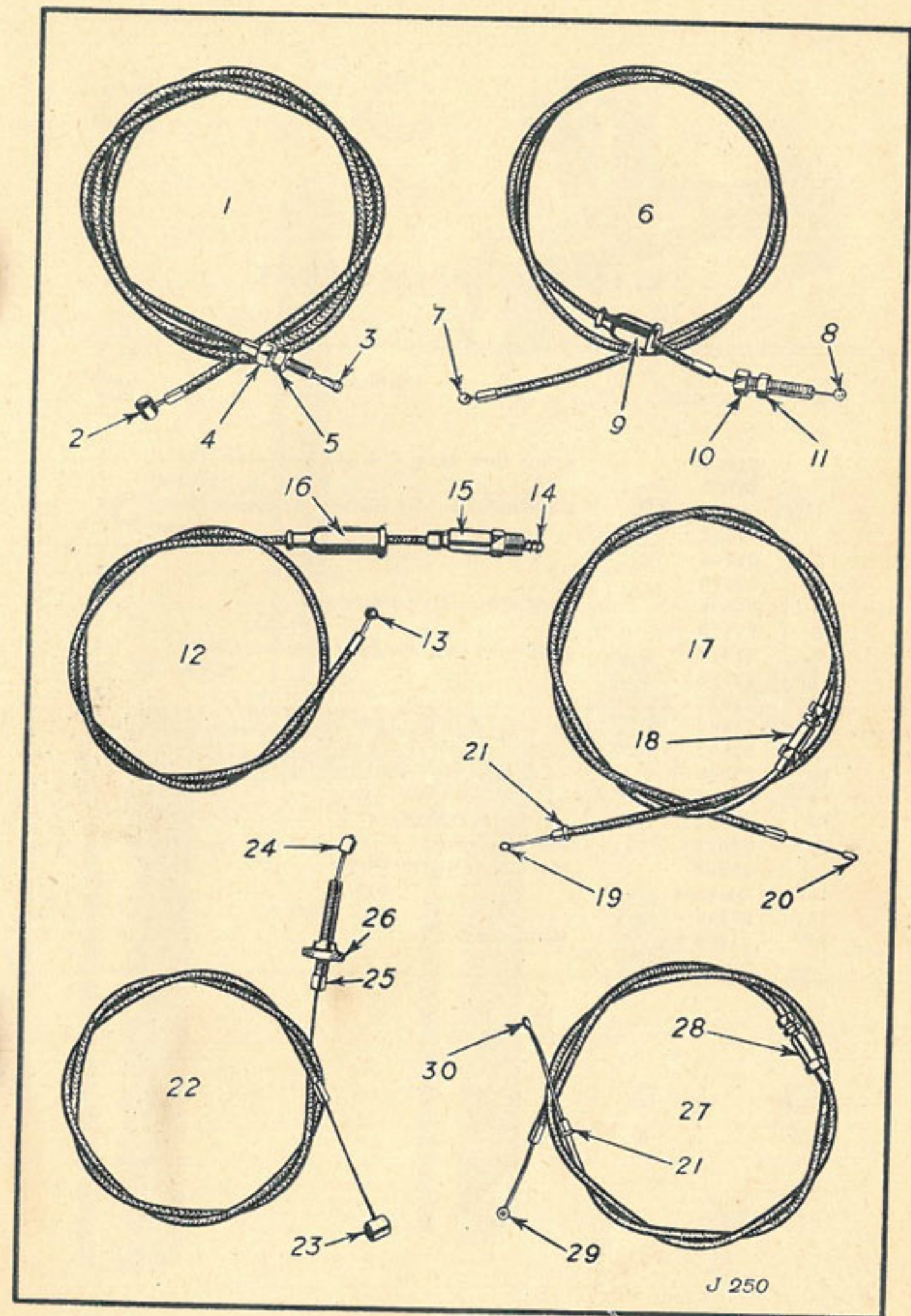
HANDLEBAR AND CONTROLS

Illus. No.	No. of part.	Description.	No. per set.
1	34625	Handlebar bend	1
	AM/18/544 ..	Clutch and magneto control complete	1
2	AM/18/528 ..	Clutch lever	1
3	AM/18/241 ..	" " bracket	1
4	AM/18/087 ..	Fulcrum pin	1
5	AM/18/053 ..	" " nut	1
6	AM/17/016 ..	" " lock washer	1
7	AM/18/136 ..	Clamp screw, shouldered	1
8	AM/18/135 ..	" " plain	1
9	AM/12/008 ..	Magneto control body	1
10	AM/12/017B	" lever	1
11	AM/12/029 ..	Control bolt	1
12	AM/12/031 ..	" cap.	1
13	AM/12/033 ..	Spring washer	1
	AM/18/548 ..	Front brake and air control complete	1
14	AM/18/535 ..	Front brake lever	1
15	AM/18/240 ..	" " bracket	1
4	AM/18/087 ..	Fulcrum pin	1
5	AM/18/053 ..	" " nut	1
6	AM/70/016 ..	" " lock washer	1
7	AM/18/136 ..	Clamp screw, shouldered	1
8	AM/18/135 ..	" " plain	1
17	AM/12/016B	Air lever	1
16	AM/12/007 ..	" " body	1
11	AM/12/029 ..	Control bolt	1
12	AM/12/031 ..	" cap.	1
13	AM/12/033 ..	Spring washer	1
	AM/12/453 ..	Exhaust control complete	1
18	AM/18/162 ..	Exhaust lever	1
19	AM/18/161 ..	" lever bracket	1
20	AM/12/040 ..	" " clamp	1
21	AM/11/014 ..	" " screw	2
22	AM/11/014 ..	Fulcrum pin	1
23	AM/18/060 ..	" nut	1
24	AM/16/121CE	Twist grip control complete	1
25	AM/16/309 ..	Rotor	1
26	AM/17/071 ..	" rubber	1
27	AM/16/060 ..	Body, top half	1
28	AM/16/061 ..	" bottom half	1
29	AM/11/013 ..	" fixing screw	2
30	AM/16/008 ..	Friction spring	1
31	AM/16/009 ..	" screw	1
32	AM/16/010 ..	" locknut	1
33	AM/16/011 ..	Cable stop	1
	AM/16/074 ..	Dummy grip, rubber	1



HANDLEBAR CONTROL CABLES

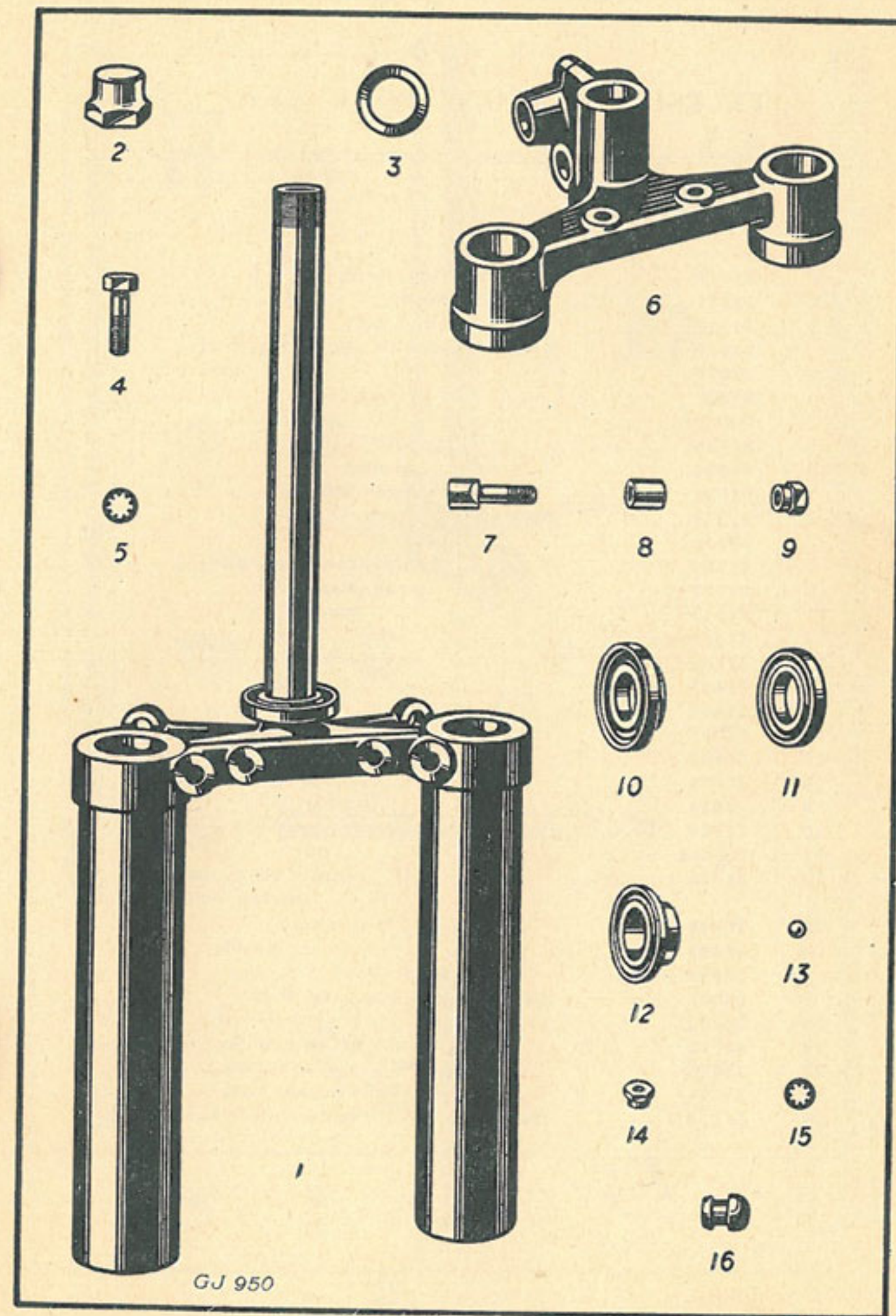
Illus. No.	No. of part.	Description.	No. per set.
1	31427 ..	Clutch cable assembly	1
	AM/18/073 ferrule	2
2	AM/18/088 cable nipple, handlebar end ..	1
3	27017 " gearbox end ..	1
4	9283 adjusting screw ..	1
5	26998 " " locknut ..	1
6	31430 ..	Exhaust lifter cable assembly	1
	AM/700/1 ferrule	2
7	AM/40/058 nipple, handlebar end ..	1
8	21800 " " engine " ..	1
9	27197 " " screw cover ..	1
10	21872 " " adjusting screw ..	1
11	33131 " " " " locknut ..	1
12	31436 ..	Magneto cable assembly	1
	AM/700/1 ferrule	2
13	AM/12/034 nipple, handlebar end ..	1
14	LU/455788 " " magneto " ..	1
15	LU/463107 ..	Control parts, set	1
16	LU/M2841/4	Cap, rubber	1
17	33603 ..	Throttle cable assembly	1
18	33613 midway adjuster	1
	AM/700/1 ferrule	2
19	AM/12/034 nipple, handlebar end ..	1
20	AM/1482 " " carburettor " ..	1
21	AM/6/132 " " stop, top hat shape ..	1
22	32937 ..	Brake cable assembly	1
	AM/700/1 ferrule	2
23	AM/18/088 nipple, handlebar end ..	1
24	31708 " " brake " ..	1
25	14981 " " adjusting screw ..	1
26	14980 " " " " locknut ..	1
27	33608 ..	Air cable assembly	1
28	33613 midway adjuster	1
	AM/700/1 ferrule	2
29	AM/12/034 nipple, handlebar end ..	1
30	AM/1482 " " carburettor " ..	1
21	AM/6/132 " " stop, top hat shape ..	1
	35604 ..	Cable band, 2" long	2
	35603 " " 3 1/2" "	1
	29610 strap with buckle, 7" long ..	2



J 250

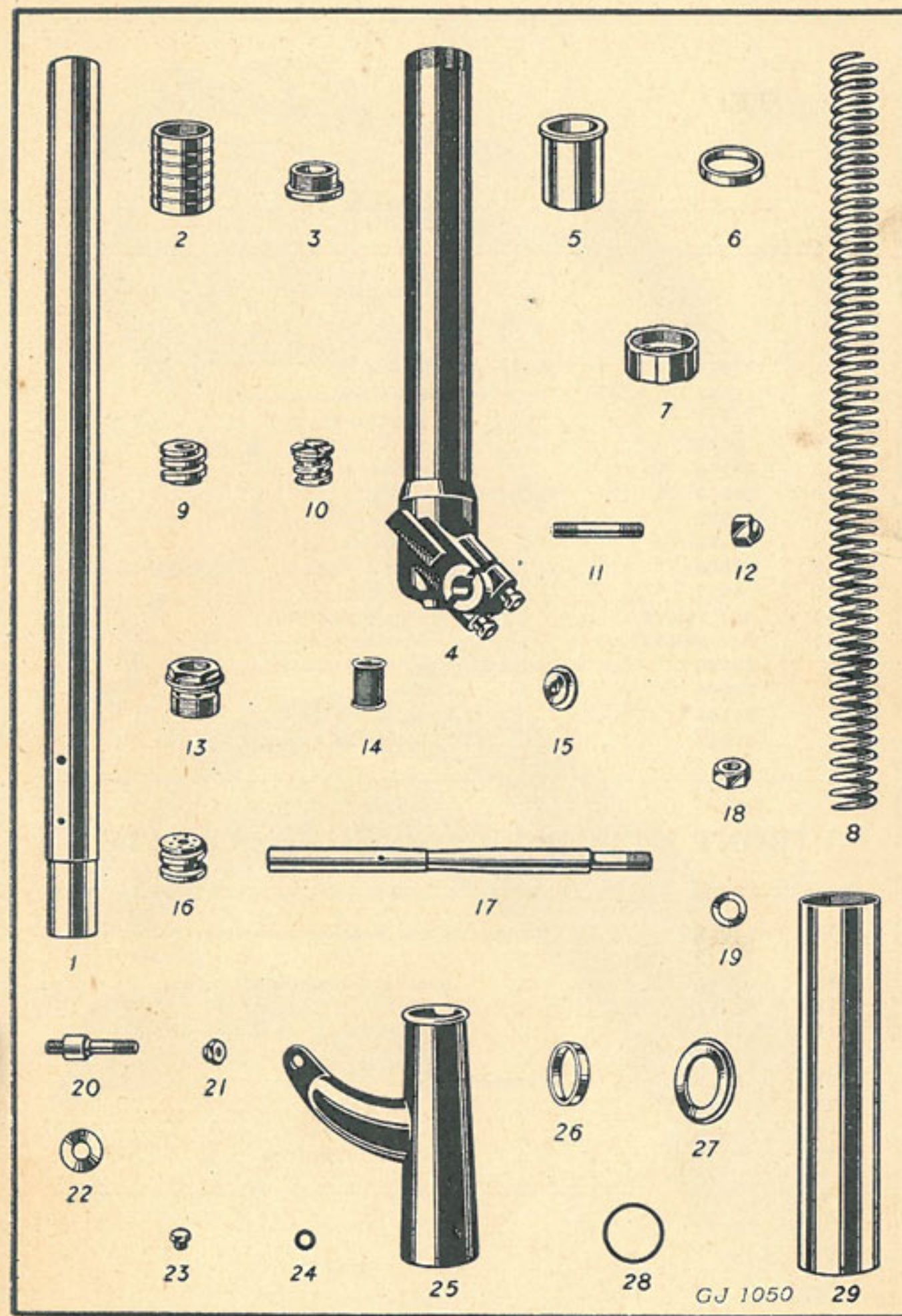
TELESCOPIC FRONT FORK

Illus. No.	No. of part.	Description.	No. per set.
1	31316 ..	Front fork assy. c/w steering stem (Solo)	1
	32725 ..	" " " " " " (S/car)	1
2	32965 ..	Steering stem c/w lower dust covers (Solo)	1
	33511 ..	" " " " " " (S/car)	1
3	31445 ..	" " locknut	1
4	32376 ..	" " " washer	1
5	31496 ..	Fork crown clamp screw	2
6	27918 ..	" " " " washer	2
7	31340 ..	Ball head clip c/w h/bar bracket (Solo) ..	1
	33510 ..	" " " " " " (S/car) ..	1
8	31487 ..	" " " bolt	1
9	31488 ..	" " " " sleeve	1
10	32093 ..	" " " " nut	1
11	27248 ..	" race (head clip)	1
12	27249 ..	" " (crown)	1
13	26454 ..	" " (frame)	2
14	32018 ..	Ball, 1/4" dia.	38
	32362 ..	Handlebar clamp stud	2
15	DE1008 ..	" " nut	2
16	27917 ..	" " " washer	2
17	31499 ..	Fork buffer	2



TELESCOPIC FRONT FORK—Contd. (1)

Illus. No.	No. of part.	Description.	No. per set.
1	31317	Main tube (top, fixed)	2
2	31321	" " bush	2
3	31324	" " valve port	2
4	32829	Bottom tube with spindle lug, R.H. ..	1
	32830	" " " " " L.H. ..	1
	ST52	" " lug cap	2
	DE110	" " " " nut	4
5	31320	" " bush	2
6	31956	" " oil seal	2
7	31322	" " gland nut	2
8	31326	Fork spring (Solo)	2
	33515	" " (S/car)	2
9	31329	" " guide (centre of spring) ..	2
10	31327	" " scroll (steel, top)	2
11	31341	" " " " stud	2
12	31342	" " " " nut	2
13	31339	" " air filter body	2
14	31485	" " " " gauze	2
15	31486	" " " " collar	2
16	31328	" " scroll (bronze, bottom) ..	2
17	31336	" " stud (10" long)	2
18	7598	" " " " nut (bottom of stud) ..	2
19	7914	" " " " washer	2
20	31489	" " " " end (thro' bronze scroll) ..	2
21	DE110	" " " " nut	2
22	31323	" " oil return valve disc, (below 31328) ..	2
23	10996	" " " " level plug	2
24	31497	" " " " " washer	2
	33246	" " end cover (top)	2
	33567	Lamp bracket and tube, R.H. ..	1
25	33568	" " " " L.H.	1
26	32075	" " tube packing collar (rubber) ..	2
27	32073	" " " " collar (alum.)	2
28	32074	" " " " washer (steel)	2
29	31319	Outer dust cover (below fork crown) ..	2

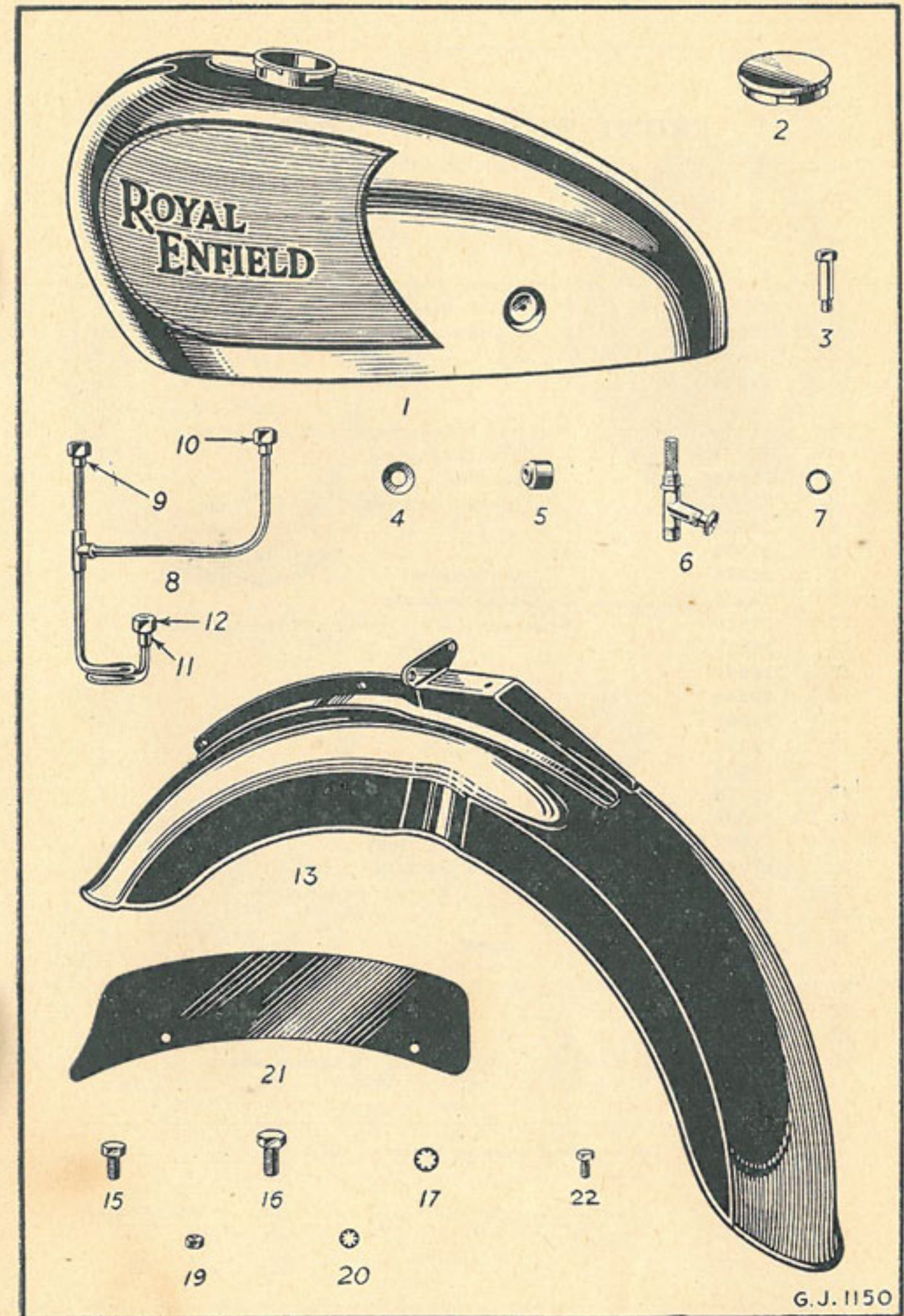


PETROL TANK

Illus. No.	No. of part	Description.	No. per set.
1.	35240	Petrol tank, bare	1
2	15941	" " filler cap	1
3	23717	" " attachment pin	4
4	5025	" " " " $\frac{7}{16}$ " washer	4
5	28346	" " rubber buffer	8
6	26512	Petrol tap	2
7	5662	" " fibre washer	2
8	33965	" " pipe complete	1
9	5663	" " nipple (top)	2
10	5657	" " nut (top)	2
11	AM/14/026	" " nipple (bottom)	1
12	AM/14/042	" " nut (bottom)	1
	23095	Knee grip (R.H.) with plate	1
	23096	" " (L.H.) " "	1
	24145	" " pin, $\frac{5}{16}$ " dia.	2
	27917	" " Shakeproof washer, $\frac{5}{16}$ " dia.	2

FRONT MUDGUARD AND NUMBER PLATE

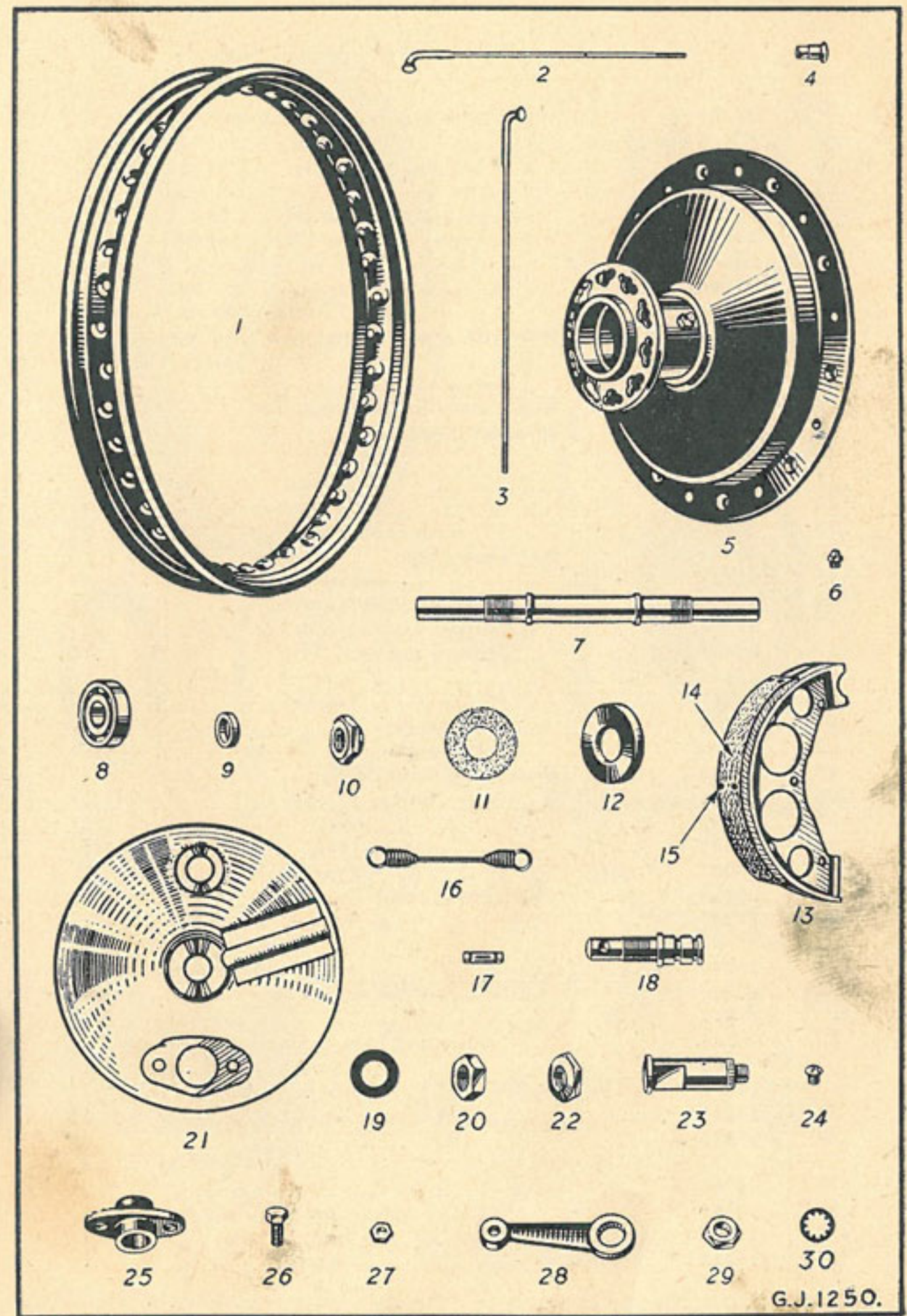
13	36058	Mudguard and bracket complete (Solo)	1
	35348	" " " " (S/car)	1
15	28087	" bracket fixing pin (front) ..	2
16	28061	" " " " (rear) ..	1
17	27916	" " " " washer (front)	2
	27917	" " " " " (rear)	1
21	36213	Number plate	1
22	253	" " screw	2
19	26999	" " " nut	2
20	29058	" " " washer	2



FRONT WHEEL AND BRAKE

Illus. No.	No. of part.	Description.	No. per set.
	32831	Wheel with hub brake, less tyre ..	1
1	29433C	rim WM2-19	1
2	29205	* " spoke, 6 $\frac{5}{8}$ " long \times 10G butted 8G	20
3	29159	* " " 8 $\frac{1}{2}$ " " " " "	20
4	29206	* " " nipple tapped, .140" dia. \times 40 t.p.i.	40
5	31344	Hub and brake drum with lubricator	1
6	TC/PZ6	" grease nipple	1
7	31345	" spindle	1
8	SKF/RLS5	" journal bearing, $\frac{5}{8}$ " \times 1 $\frac{3}{16}$ " \times $\frac{7}{16}$ " ..	2
9	30538	" " " distance washer	1
10	31352	" " " retaining nut ..	1
11	21466	" felt washer	2
12	21930	" dust excluder	1
13	28620	Brake shoe with lining and spring posts	2
14	26835	" " lining, 1" \times 5 $\frac{1}{2}$ " \times $\frac{1}{4}$ " ..	2
15	29684	" " " rivet	12
16	29236	" " " return spring	4
17	29237	" " " " post	4
18	31348	" " " pin	1
19	17551	" " " washer	1
20	28715	" " " locknut, $\frac{3}{8}$ " \times 26	1
21	34906	" cover plate	1
22	31347	" " " nut	1
23	27067	" operating cam	1
24	14472	" " " plug screw	1
25	26836	" " " bush	1
26	27285	" " " " pin, $\frac{1}{4}$ " \times $\frac{3}{8}$ " \times 26	2
27	7916	" " " " nut	2
28	31709	" " " lever	1
29	10314	" " " nut, $\frac{7}{16}$ " dia.	1
30	14613	" " " spring washer	1

* Spokes and nipples screwed 40 T.P.I.

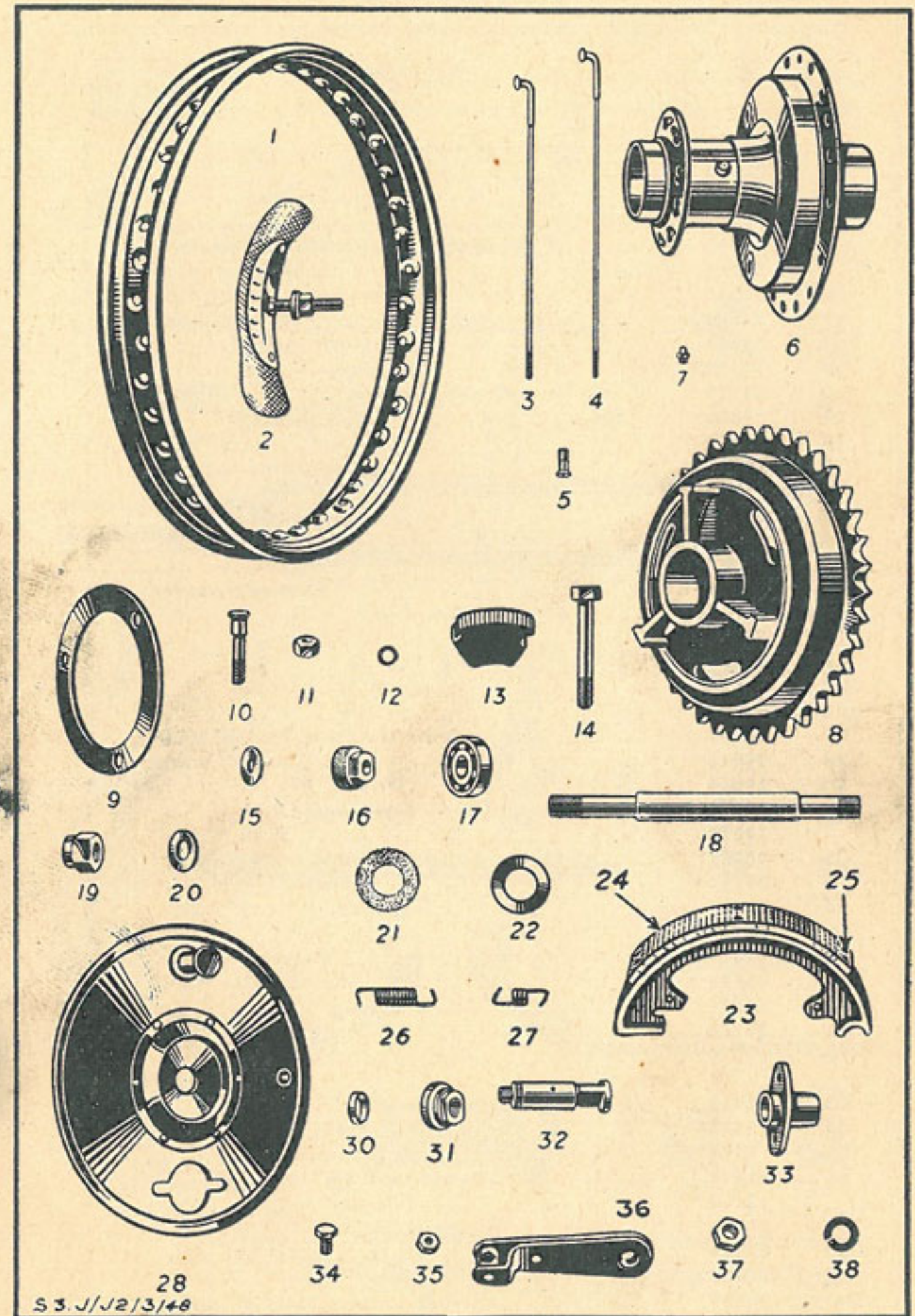


G.J.1250.

REAR WHEEL AND BRAKE

Illus. No.	No. of part.	Description.	No. per set
	33595	Wheel with cush drive and brake (less tyre)	1
	33596	and hub shell only	1
1	29436C	rim WM2-19	1
2	28264	security bolt for tyre	1
3	29160	* spoke, 7 $\frac{3}{4}$ " long 10G butted 8G	20
4	29159	* " " 8 $\frac{1}{2}$ " " " " " "	20
5	29206	* " " nipple tapped. " "140" dia. X 40 t.p.i.	40
6	32451	Hub with grease nipple, less drum and sprocket	1
7	TC/PZ6	" grease nipple	1
8	26287	Brake drum and sprocket 46T	1
9	10097	Sprocket lock ring	1
10	32431	" " " pin	3
11	26158	" " " " nut	3
12	14691	" " " " washer	3
13	26193	" cush rubber	6
14	29438	Hub centre bolt	1
15	15111	" " " washer	1
16	32455	" spacing collar (knurled)	1
17	SKF/RMS5	" journal bearing, $\frac{5}{8}$ " X $1\frac{13}{16}$ " X $\frac{5}{8}$ "	2
18	32453	" bearing sleeve	1
19	28832	" " " nut	1
20	22007	" " " washer	1
21	9484	" felt washer	2
22	31962	" grease retainer	1
23	27450A	Brake shoe with lining	2
24	16231	" " lining, 1" X 6 $\frac{1}{4}$ " X $\frac{1}{4}$ "	2
25	9526	" " " rivet	12
26	26033	" " " spring, long	1
27	26034	" " " short	1
28	26524	" cover plate	1
30	11203	" " " distance sleeve (behind plate)	1
31	26074	" " " collar (outside plate)	1
	27001	" " " torque stud nut	1
	27917	" " " washer	1
32	26346	operating cam	1
	4964	" " " washer	1
	14472	" " " plug screw	1
33	26347	" " " bush	1
34	26309	" " " pin, $\frac{1}{4}$ " X $\frac{9}{16}$ " X 26	2
35	4395	" " " pin nut	2
36	23371	" " " lever and trunnion	1
37	10314	" " " nut, $\frac{7}{16}$ " dia.	1
38	14613	" " " washer	1

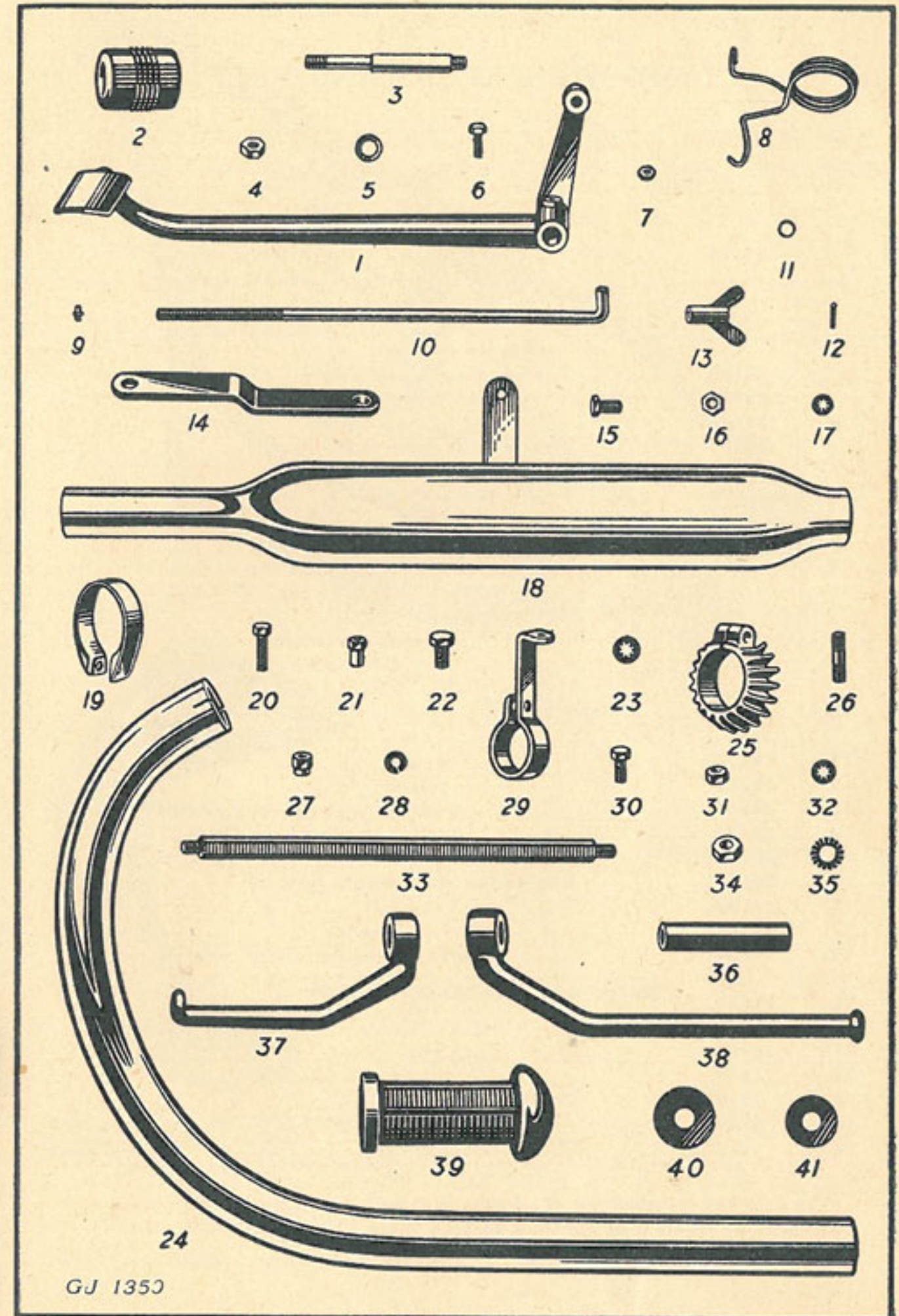
* Spokes and Nipples screwed 40 T.P.I.



S 3. J/J2/3/48

REAR BRAKE CONTROL, SILENCER AND FOOTRESTS.

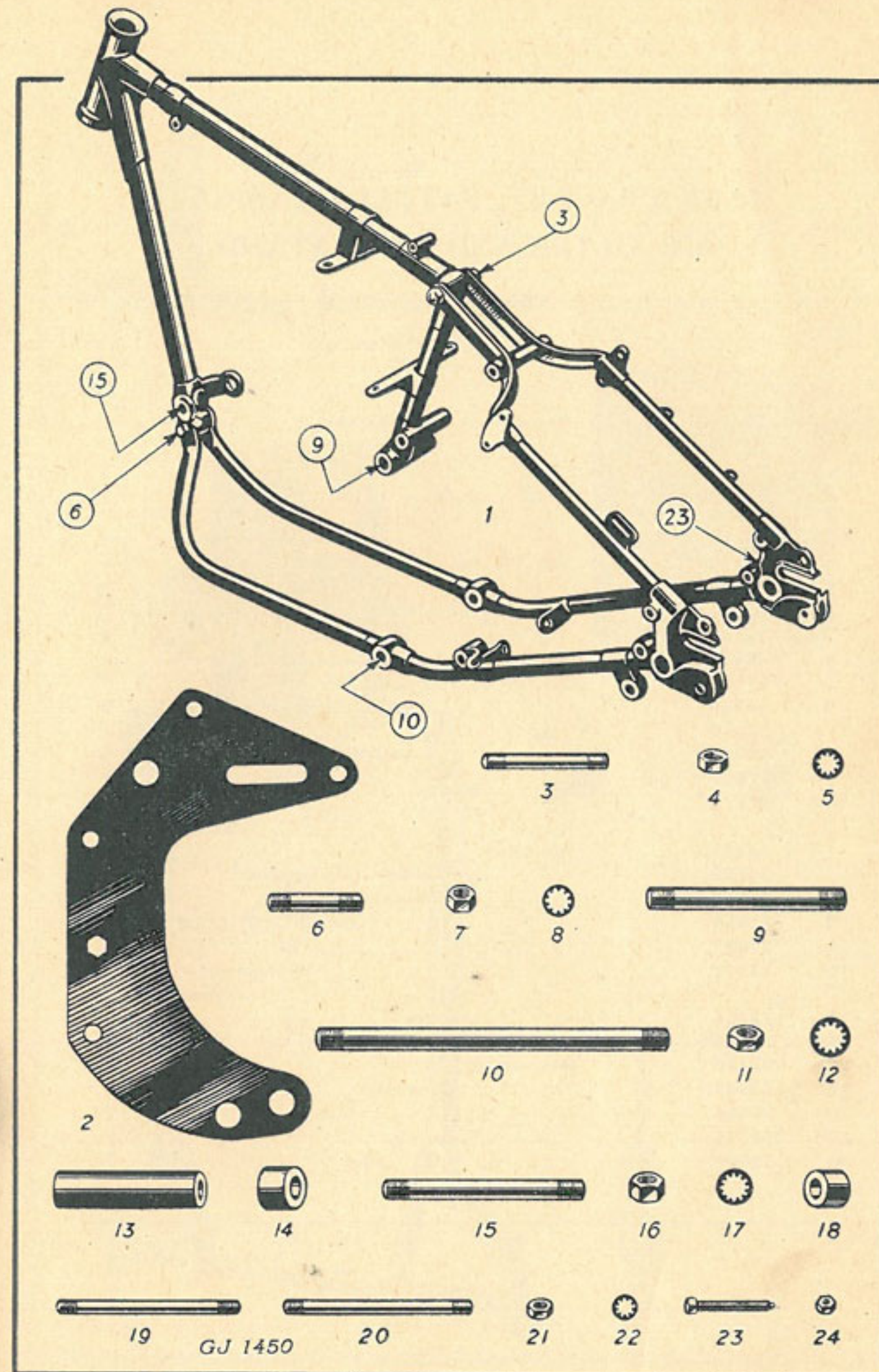
Illus. No.	No. of part.	Description.	No. per set
1	34266	Brake foot pedal	1
2	32083	" " " rubber	1
3	25973	" " " fulcrum stud	1
4	26995	" " " " " nut, $\frac{3}{8}$ "	2
5	15841	" " " " " washer	1
	27918	" " " " " shakeproof washer	1
6	32516	" " " stop pin, $\frac{1}{4}$ " \times $1\frac{1}{16}$ " \times 26	1
7	27000	" " " locknut	1
8	26348	" " " return spring	1
9	TC/PZ8	" " " grease nipple	1
10	28449	Brake operating rod	1
11	14691	" " " $\frac{5}{16}$ " washer	1
12	30779	" " " split pin, $\frac{1}{8}$ " \times $\frac{3}{4}$ "	1
13	17691	" " " adjusting nut	1
14	28219	" anchor link	1
15	34273	" " " pin (frame), $\frac{7}{16}$ " \times $1\frac{5}{16}$ " \times 26	1
16	10314	" " " " nut	1
17	27919	" " " " Shakep'f washer	1
18	25910	Silencer, downswept, R.H.	1
	25912	" " " L.H.	1
19	12882	" clip	2
20	4860	" " pin, $\frac{1}{4}$ " \times $1\frac{1}{16}$ " \times 26	2
21	12881	" " nut	2
22	17441	" attachment pin, $\frac{7}{16}$ " \times $1\frac{3}{16}$ " \times 26	1
23	27919	" " " Shakep'f washer	1
	10314	" " " nut	1
24	34271	Exhaust pipe, downswept, R.H.	1
	34272	" " " L.H.	1
25	26281	" " clip (head)	2
	34704	" " " (to footrest) L.H.	1
26	22550	" " " stud, $\frac{5}{16}$ " \times $1\frac{3}{8}$ " \times 26	2
27	7216	" " " " nut	2
28	27917	" " " " Shakep'f washer	2
29	33929	" " " (engine plate) R.H.	1
30	7201	" " " pin $\frac{1}{2}$ " \times $\frac{5}{8}$ "	2
31	26998	" " " " nut	2
32	27916	" " " " Shakeproof washer	2
33	32448	Footrest support bar	1
34	10315	" " " " nut, $\frac{3}{8}$ " \times 26	2
35	6740	" " " " washer	2
36	22723	" distance tube $3\frac{9}{16}$ " long	1
	15750	" " tube, $3\frac{1}{2}$ " long	1
37	25839	" arm (L.H.)	1
38	32381	" " (R.H.)	1
39	25838	" " rubber	2
40	22697	" distance washer (outer $\frac{19}{32}$ " hole)	1
41	22684	" " " (inner $\frac{21}{32}$ " hole)	1
	34717	" " " washer	2



FRAME WITH STUDS AND BOLTS

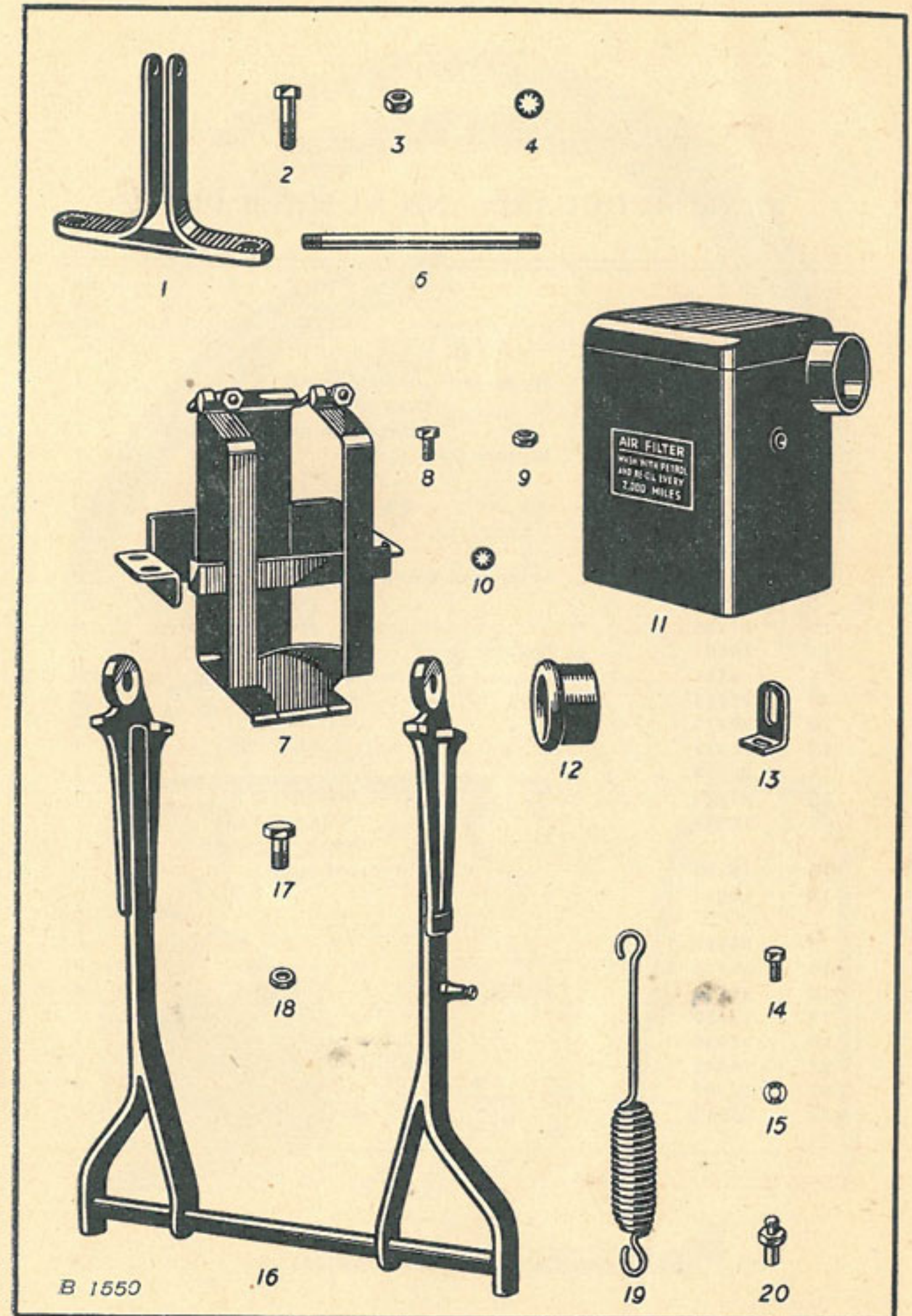
Illus. No.	No. of part.	Description.	No. per set.
1	33191 ..	Frame assy. (less loose fittings) comprising frame front 33192, frame rear R.H. 33193, and L.H. 33194, connecting bolts, nuts and head races (pressed in)	1
	33192 ..	Frame, front portion only	1
	33193 ..	" rear portion R.H.	1
	33194 ..	" " " L.H.	1
2	22636 ..	Rear engine plate R.H.	1
	22690 ..	" " " L.H.	1
3	9429 ..	Frame backstay stud, $\frac{7}{16}'' \times 3\frac{5}{16}'' \times 26$	1
4	1898 ..	" " " nut	2
5	27919 ..	" " " washer	2
6	22686 ..	Frame stud for cradle tubes and engine lug, $\frac{1}{2}'' \times 2\frac{1}{2}''$	1
7	402 ..	" " nut	2
8	27920 ..	" " Shakeproof washer	2
9	33166 ..	" " for rear engine plate (top), $\frac{5}{8}'' \times 4\frac{1}{2}'' \times 26$	1
10	34071 ..	" " " " " plate (bottom), $\frac{5}{8}'' \times 9\frac{7}{16}'' \times 26$	1
11	8350 ..	" " nut	4
12	29080 ..	" " washer	4
13	25363 ..	" " distance tube $3\frac{1}{2}''$ long (middle)	1
14	25187 ..	" " " piece $\frac{5}{8}''$ " (R.H.)	1
18	25188 ..	" " " piece $1\frac{9}{16}''$ long (L.H.)	1
15	29458 ..	Engine lug stud, front, $\frac{9}{16}'' \times 5\frac{5}{8}''$	1
16	20198 ..	" " " nut	2
17	29059 ..	" " " washer	2
19	8804 ..	" stud for rear plate, (top) $\frac{3}{8}'' \times 4\frac{1}{2}'' \times 26$	3
20	11186 ..	" " " " " (bottom), $\frac{3}{8}'' \times 5\frac{1}{8}'' \times 26$	1
21	26995 ..	" " nut	6
22	27918 ..	" " Shakeproof washer	6
23	7819 ..	Chain adjuster screw	2
24	26998 ..	" " " locknut $\frac{1}{4}''$ dia...	2

The arrowed numbers on the frame illustration opposite signify the illustration number of the bolt or stud fitted at the point indicated.



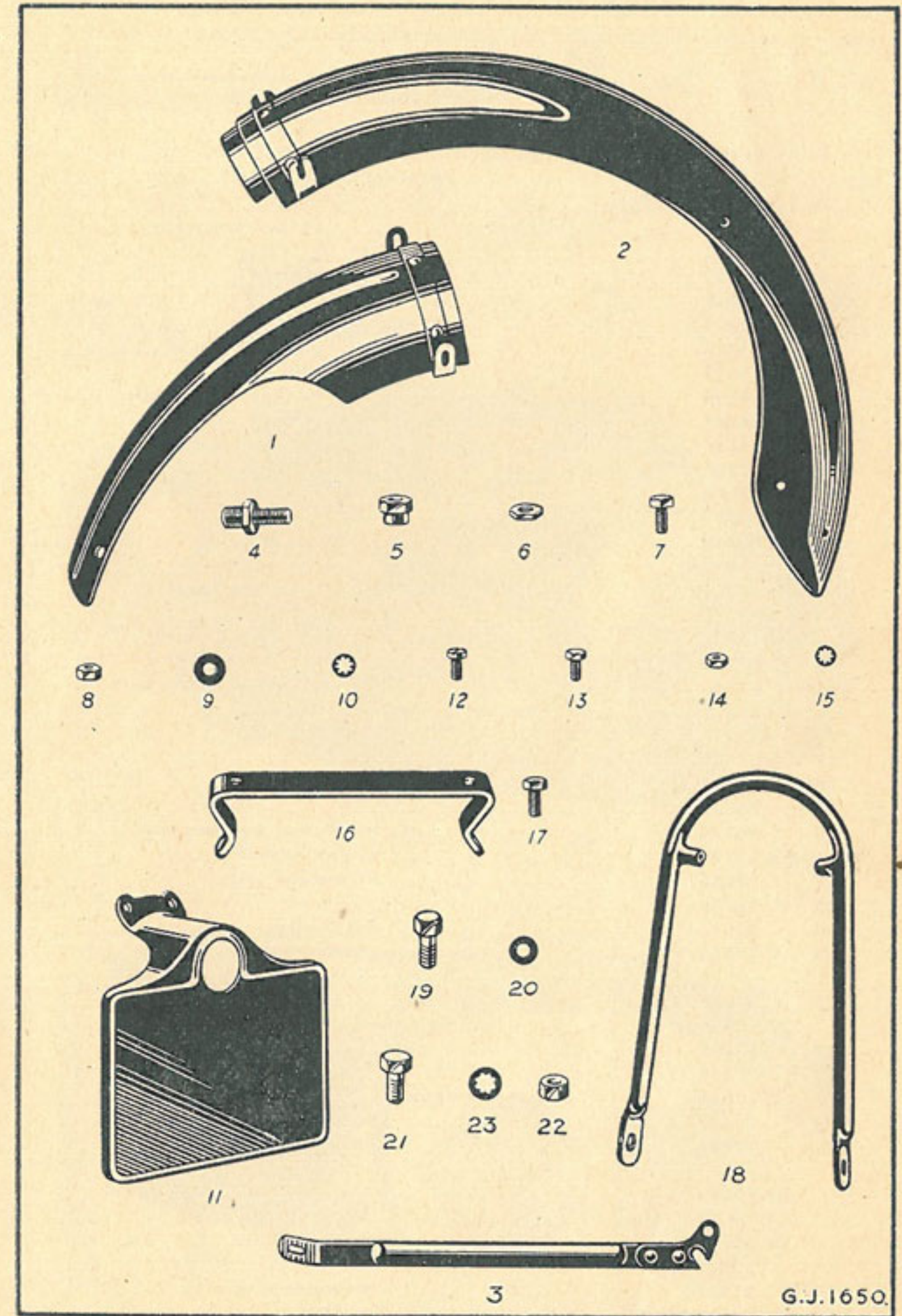
TANK BRACKET, BATTERY CARRIER, AIR FILTER AND REAR STAND

Illus. No.	No. of part.	Description.	No. per set.
1	27394A	Petrol tank front bracket	1
2	10745	" " " " bolt, $\frac{3}{8}$ " \times $1\frac{3}{16}$ " \times 26	1
3	26995	" " " " nut ..	1
4	27918	" " " " bolt, shakeproof washer	1
	35993	Bracket for battery air filter and voltage regulator	1
6	11186	" stud $\frac{3}{8}$ " \times $5\frac{1}{8}$ " \times 26	1
3	26995	" " nut	2
4	14612	" " spring washer	2
7	27340	Battery carrier complete	1
8	14445	" " fixing pin $\frac{5}{16}$ " \times $\frac{1}{2}$ " \times 26	2
	25059	" " " " $\frac{5}{16}$ " \times $1\frac{9}{32}$ " \times 26	1
	27036	" " packing collar	1
9	27001	" " " " nut	4
10	27917	" " " " Shakeproof washer	4
11	34296	Air filter	1
	34298	" " connection ring (rubber)	1
13	28952	" " attachment clip	2
8	22655	" " " " pin $\frac{5}{16}$ " \times $\frac{21}{32}$ " \times 26	2
9	27001	" " " " nut	2
10	27917	" " " " Shakeproof washer	2
14	12659	" " clip pin	2
15	7915	" " " " washer	2
16	33156	Rear stand	1
17	24043	" " pivot pin	2
18	26995	" " " " nut	2
19	28816	" " spring	1
20	23097	" " " " post	2




REAR MUDGUARD AND NUMBER PLATE

Illus. No.	No. of part.	Description.	No. per set.
	35729	Mudguard complete	1
1	27291A	" (fixed half) with strap	1
2	35730	" (detachable half) with strap	1
3	35725	Bottom stay, R.H.	1
	35726	" " L.H.	1
4	23143	" " stud (fork end)	2
5	6148	" " " nut	2
6	7345	" " " locknut	2
7	251	Mudguard fixing bolt, $\frac{1}{4} \times \frac{1}{2} \times 26$	4
8	26998	" " " nut	4
10	27916	" " " sh'proof washer	4
11	34901	Number plate	1
12	4281	" " bolt $\frac{1}{4} \times \frac{3}{8} \times 26$	2
8	26998	" " " nut	2
10	27916	" " " washer	2
13	10218	" " bolt $\frac{1}{4} \times \frac{9}{16} \times 26$	1
8	26998	" " " nut	1
10	27916	" " " washer	1
9	18229	" " " distance washer	1
16	16183	" " support strap	1
17	10218	" " " bolt, $\frac{1}{4} \times \frac{9}{16} \times 26$	2
8	26998	" " " nut	2
10	27916	" " " washer	2
18	35719	Handlestay	1
19	12659	" pin (top) $\frac{5}{16} \times \frac{1}{2} \times 26$	2
20	23659	" " washer	2
21	14446	" (bolt) (bottom) $\frac{5}{16} \times \frac{9}{16} \times 26$	2
22	27001	" " nut	2
23	27917	" " washer	2



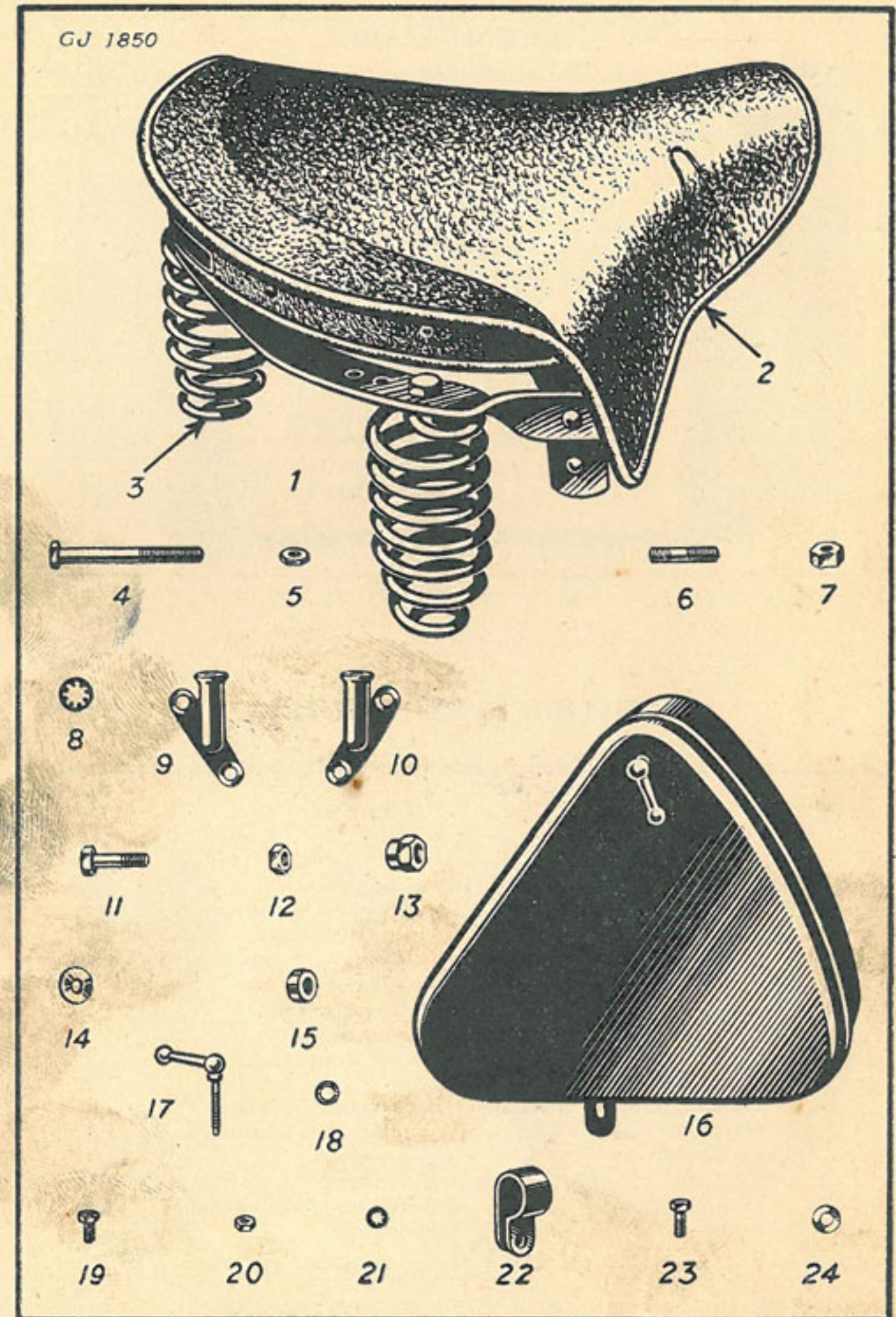
PROP STAND, PILLION FOOTRESTS,
CHAIN COVERS AND CHAINS

Illus. No.	No of part.	Description.	No. per set.
1	28437	Prop stand	1
	32468	" " bracket and eye bolt ..	1
3	15312	" " " " $\frac{7}{16}$ " nut ..	1
4	27919	" " " " Shakeproof washer ..	1
5	15253	" " pivot pin, $\frac{5}{16}$ " \times $1\frac{1}{16}$ " \times 26 ..	1
6	3257	" " " " locknut	1
	27917	" " " " washer	1
7	36337	" " " " spring clip	1
8	251	" " " " pin, $\frac{1}{4}$ " \times $\frac{1}{2}$ " \times 26 ..	1
9	26998	" " " " nut	1
10	27916	" " " " Shakeproof washer ..	1
11	28261	Pillion footrest	2
12	33566	" " pivot bolt, $\frac{5}{16}$ " \times $1\frac{1}{2}$ " \times 26 ..	2
13	3257	" " " " nut	2
	30600	" " " " spring washer ..	2
2	34907	" " eye bolt (R.H.)	1
	28416	" " " " (L.H.)	1
3	15312	" " " " $\frac{7}{16}$ " nut	2
4	27919	" " " " Shakep'f washer	2
14	33159	" " bracket (R.H.)	1
	16320	" " " " pin, $\frac{3}{8}$ " \times $\frac{3}{8}$ " \times 26 ..	1
	27918	" " " " washer	1
15	32468	" " " " (L.H.) with eye bolt ..	1
	29028	Front chain case assembly	1
16	22705	" " " (inner portion)	1
17	23902	" " " (outer ")	1
18	28002	" " " drain plug	1
19	28003	" " " " washer	1
20	29720	" " " main joint washer (cork) ..	1
21	22707	" " " spigot washer	1
22	27080	" " " inspection cover	1
23	22708	" " " " washer	1
24	22992	" " " felt washer	1
25	12659	" " " attachment pin, $\frac{5}{16}$ " \times $\frac{1}{2}$ " \times 26 ..	1
26	22937	" " " " " steel washer	1
27	22938	" " " " " leather	1
29	27236	" " " " " locking plate	1
30	32090	Rear chainguard	1
31	28880	" " bracket	1
32	12659	" " attachment pin, $\frac{5}{16}$ " \times $\frac{1}{2}$ " \times 26 ..	2
	16284	" " " " " $\frac{5}{16}$ " \times $\frac{13}{16}$ " \times 26 ..	1
	18709	" " distance collar	1
	7915	" " washer	2
33	27917	" " Shakeproof washer	3
34	RN/110046/75	Front chain, $\frac{1}{2}$ " P \times .305" W \times 75 pitches ..	1
35	RN/110056/89	Rear " " $\frac{3}{8}$ " P \times $\frac{3}{8}$ " W \times 89 pitches ..	1



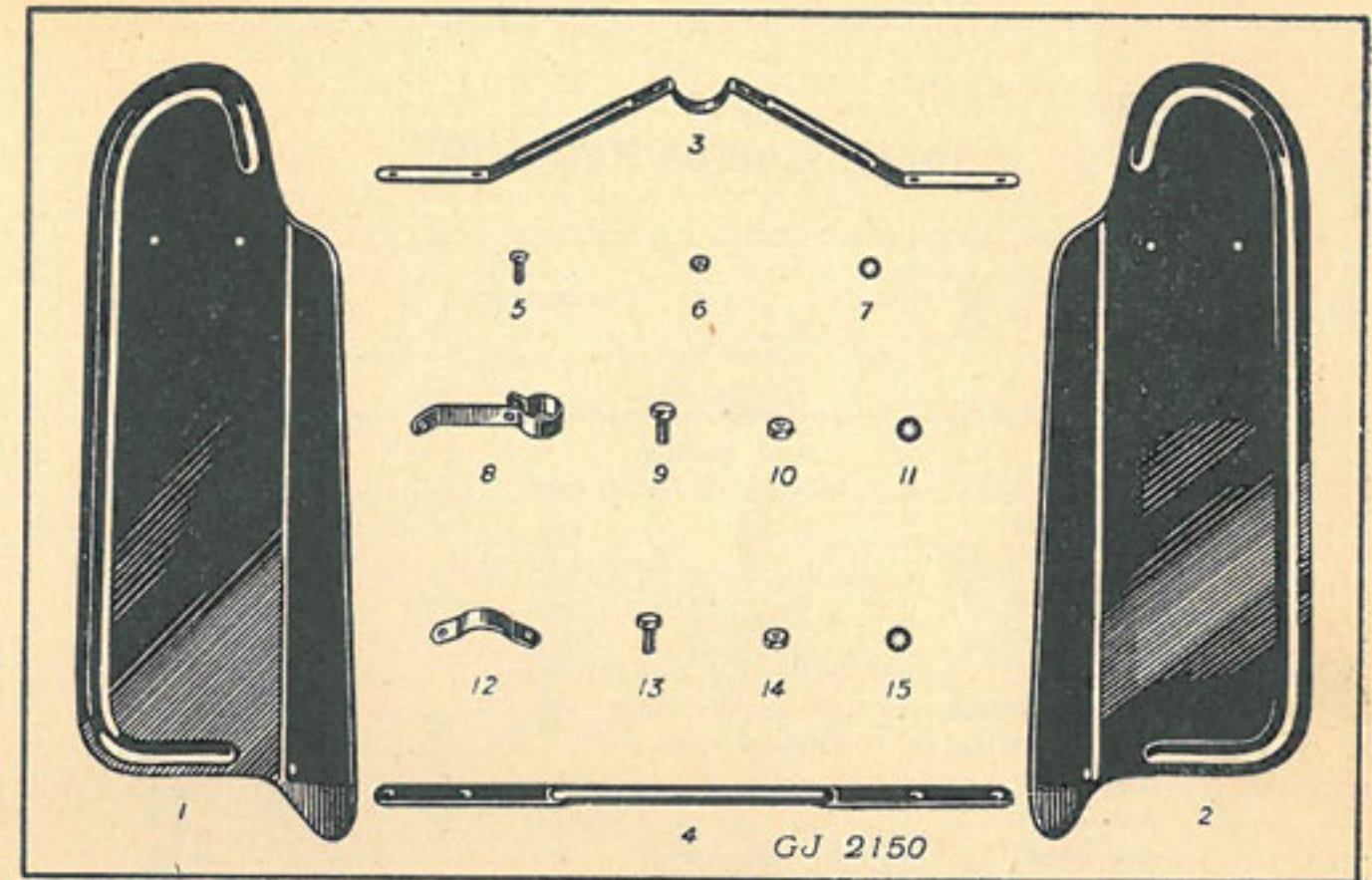
SADDLE AND TRIANGULAR TOOLBOX

Illus. No.	No. of part.	Description.	No. per set.
1	TE/S877 ..	Saddle	1
2	TE/S886/5 ..	waterproof top	1
3	TE/S886/1 ..	rear compression spring ..	2
4	30650 ..	pivot pin	1
5	30651 ..	" " nut	1
6	24882 ..	spring attachment stud, $\frac{5}{16}'' \times 1\frac{3}{32}'' \times 26$..	2
7	27304 ..	" " " " nut	2
8	27917 ..	" " " " " " Shakeproof washer	2
9	24859 ..	bracket, R.H.	1
10	24860 ..	" " L.H.	1
11	24876 ..	pin, $\frac{5}{16}'' \times 1\frac{1}{8}'' \times 26$..	4
12	27001 ..	" " " nut	2
13	6148 ..	" " " (long)	2
14	7915 ..	" " " washer	4
15	14826 ..	" " " packing collar ..	1
16	33167 ..	Toolbox (triangular), R.H. ..	1
	33912 ..	" " L.H.	1
17	29174 ..	lid screw	2
18	6198 ..	" " " split ring	2
19	251 ..	securing pin, $\frac{1}{2}'' \times \frac{1}{4}''$..	4
20	26998 ..	" " " nut	4
21	27916 ..	" " " Shakep'f washer	4
22	16657 ..	attachment clip	1
23	7201 ..	" " " pin, $\frac{1}{4}'' \times \frac{5}{8}'' \times 26$	1
20	26998 ..	" " " nut	1
24	27916 ..	" " " washer	1
	29650 ..	chain	2
	24094 ..	Tubular spanner, $\frac{11}{16}''$ Whit. ..	1
	24095 ..	" " " $\frac{1}{2}''$	1
	24097 ..	" " " $.601'' \times .709''$ hex. ..	1
	16594 ..	" " " $\frac{3}{16}''$ Whit.	1
	21166 ..	" " " $\frac{7}{16}''$	1
	24092 ..	D/E spanner $.380'' \times .343''$ hex. ..	1
	29044 ..	" " " $\frac{1}{4}'' \times \frac{5}{16}''$ Whit.	1
	24096 ..	" " " $\frac{3}{16}'' \times \frac{1}{4}''$ Whit.	1
	24155 ..	Cylinder base nut spanner, $\frac{1}{16}''$ Whit.	1
	6406 ..	Combination spanner	1
	29042 ..	Tommy bar, bent, $\frac{5}{16}''$	1
	24154 ..	" " " $\frac{1}{4}''$	1
	3482 ..	Screwdriver	1
	4272 ..	Tyre lever	1
	14835 ..	Magdyno pinion extractor	1
	16014 ..	Grease gun	1
	..	Tyre inflator	1
	16007 ..	Canvas tool roll	1



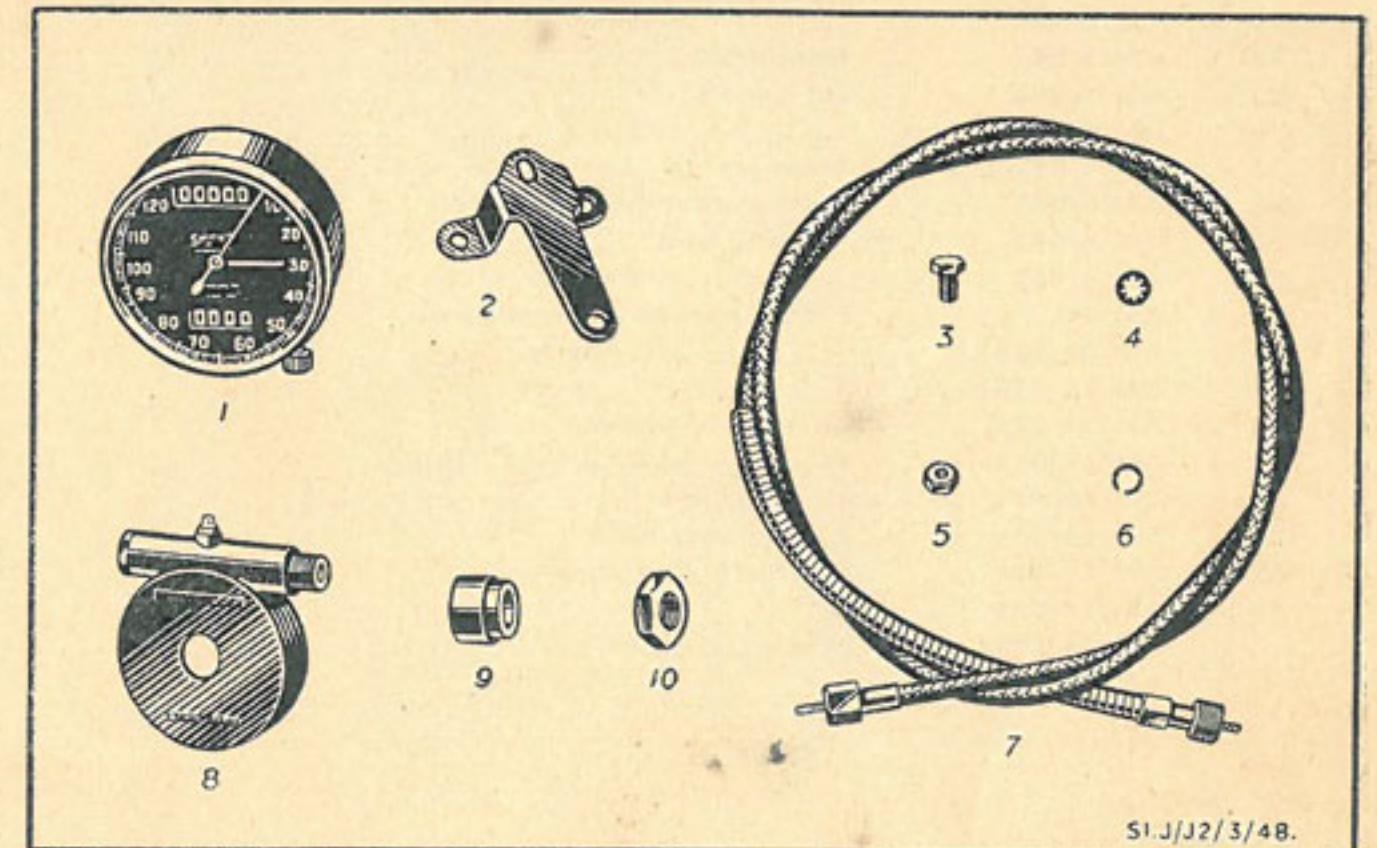
LEGSIELDS

Illus. No.	No. of part.	Description.	No. per set
1	32883 ..	Legshield L.H.	1
2	32882 ..	" R.H.	1
3	32884 ..	" angular support strap ..	1
4	32885 ..	" straight " ..	1
5	1811 ..	" support strap pin, $\frac{1}{2}'' \times \frac{3}{16}''$..	4
6	26999 ..	" " " nut, $\frac{3}{16}''$ dia. ..	4
7	29058 ..	" " " washe ..	4
12	32886 ..	" strap clip, top position ..	1
9	251 ..	" " pin, $\frac{1}{2}'' \times \frac{1}{2}''$	4
10	26998 ..	" " nut, $\frac{1}{2}''$ dia.	4
11	27916 ..	" " Shakeproof washer, ..	4
8	34186 ..	" bracket, bottom position ..	2
13	10218 ..	" " pin, $\frac{1}{2}'' \times \frac{9}{16}''$	2
14	26998 ..	" " nut, $\frac{1}{2}''$ dia.	2
15	27916 ..	" " Shakeproof washer, ..	2



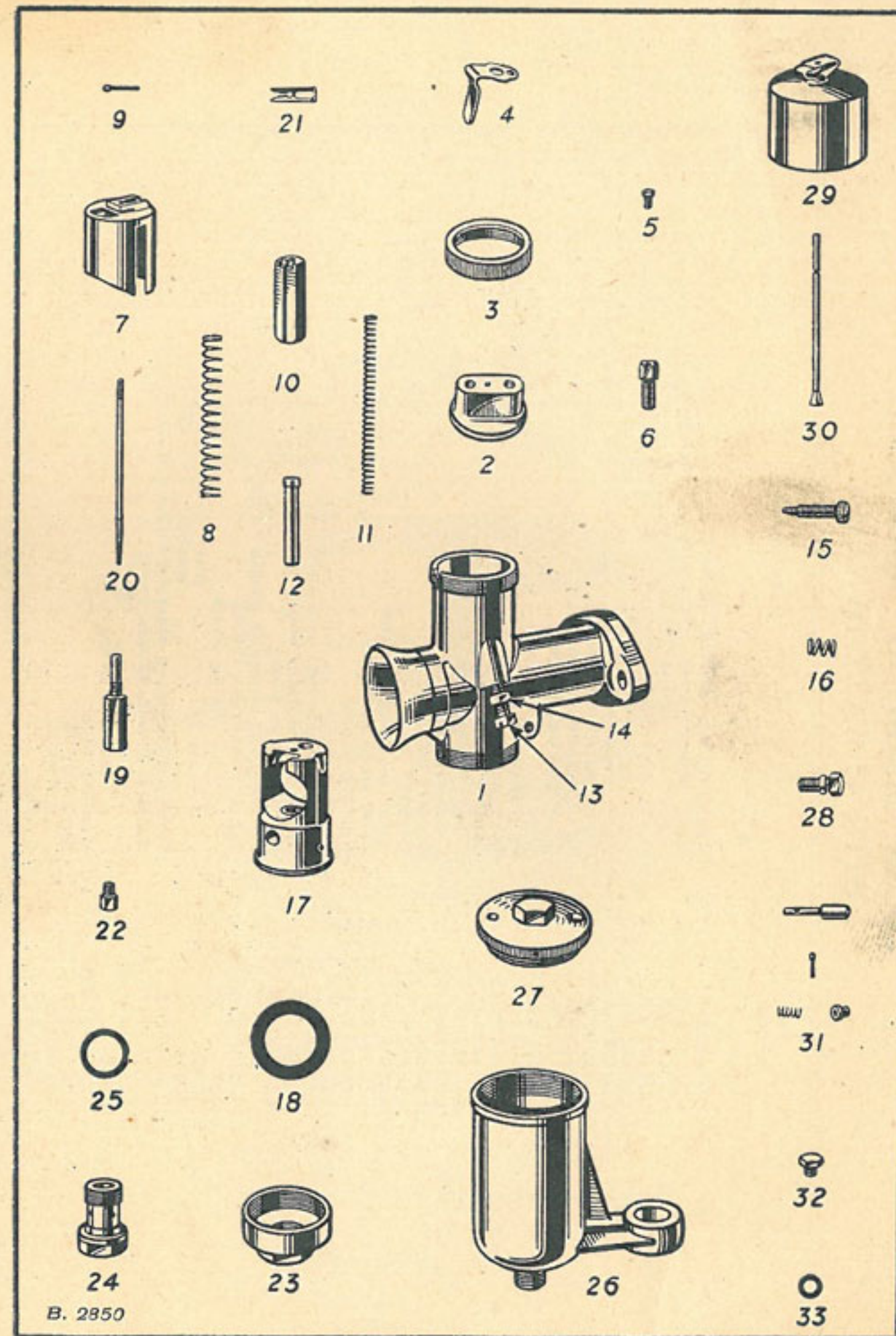
SMITH'S SPEEDOMETER

Illus. No.	No. of part.	Description.	No. per set.
1	SM/S480/3/L	Speedometer head 120 m.p.h. trip, illuminated	1
	SM/S480/7/L	" head 180 k.p.h. trip, illuminated	1
2	32284 ..	Bracket for speedometer head ..	1
3	28087 ..	" screw (fixing to fork) ..	2
4	27916 ..	" " washer	2
5	SM/N1253 ..	Nut (fixing bracket to head)	2
6	SM/W7216 ..	Spring washer	2
7	SM/53395/1..	Flexible drive complete, 54 inches ..	1
	SM/53398/1/54	" " outer cable assembly ..	1
	SM/52108/1/54	" " inner " "	1
8	SM/52283/6..	Gear box (self-contained) complete ..	1
9	32454 ..	" " spacing collar (behind box) ..	1
10	31963 ..	" " retaining nut	1



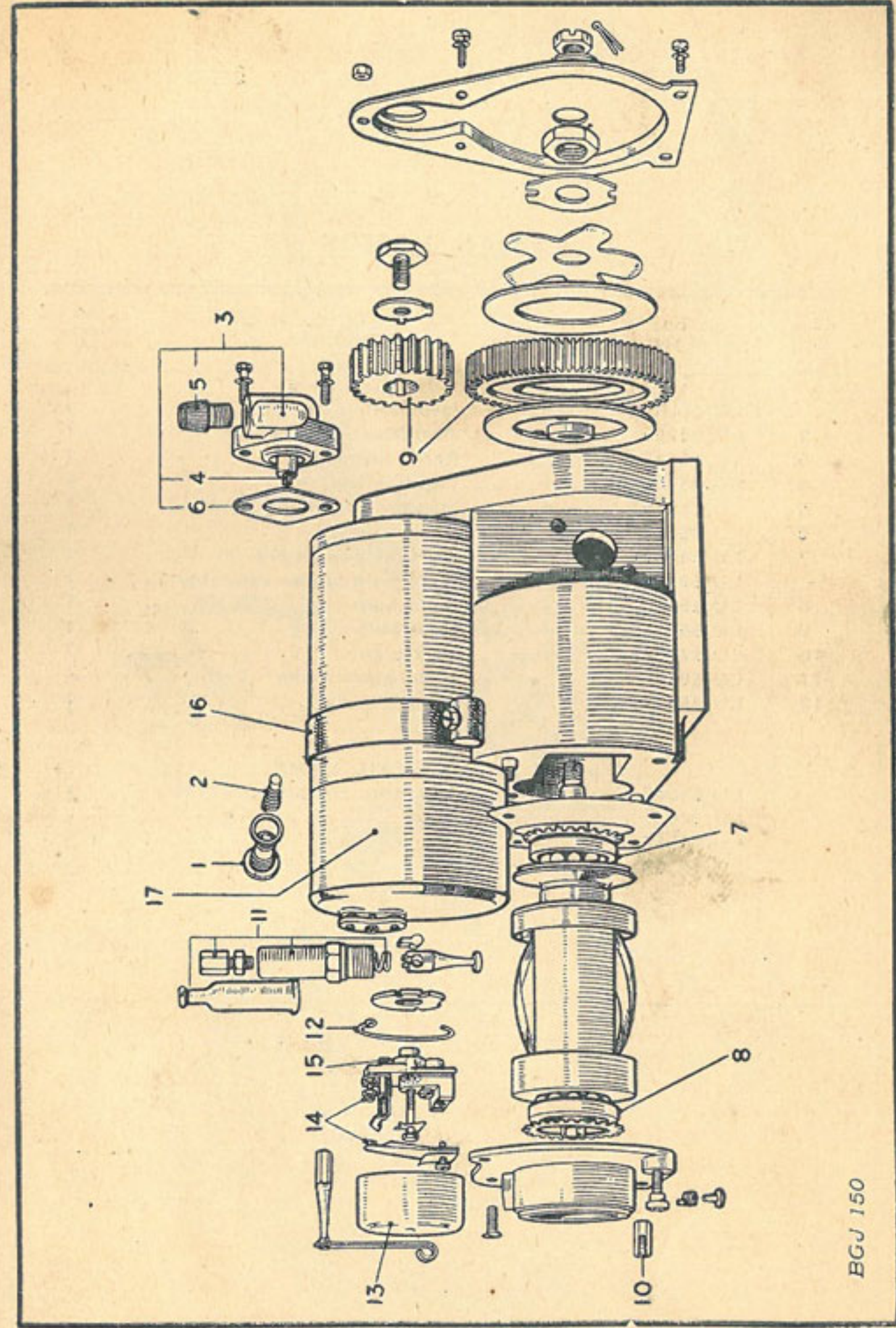
AMAL CARBURETTOR

Illus. No.	No. of part.	Description.	No. per set.
	AM/276CZ/1A	Carburettor complete, less controls and cables	1
1	AM/276/011	Mixing chamber body	1
2	AM/6/403 ..	" " top	1
3	AM/6/031 ..	" " cap	1
4	AM/4/235 ..	" " " spring	1
5	AM/4/241 ..	" " " " screw	1
6	AM/6/132 ..	Cable top hat ferrule	2
6B	AM/206/038R	Air intake tube	1
7	AM/6/052/No.4	Throttle valve	1
8	AM/4/263 ..	" " spring	1
9	AM/4/060 ..	" " cotter	1
10	AM/6/045 ..	Air valve	1
11	AM/4/046 ..	" " spring	1
12	AM/6/047 ..	" " guide	1
13	AM/4/063 ..	Throttle adjusting screw	1
14	AM/16/010 ..	" " " nut	1
15	AM/13/129 ..	Air adjusting screw	1
16	AM/4/148 ..	" " " spring	1
17	AM/206/058	Jet block, complete	1
18	AM/6/040 ..	" " washer	1
19	AM/4/061 ..	Needle jet	1
20	AM/6/065 ..	Jet needle	1
21	AM/4/230 ..	" " clip	1
22	AM/4/042/170	Main jet	1
23	AM/6/033 ..	Mixing chamber union nut	1
24	AM/4/043 ..	Holding bolt	1
25	AM/4/053 ..	" " washer	2
26	AM/1A ..	Float chamber, complete	1
27	AM/64/156 ..	" " body	1
28	AM/14/208B	" " cover	1
29	AM/14/021 ..	Cover lock screw	1
30	AM/14/015 ..	Float c/w bow spring	1
31	AM/14/024 ..	Valve needle	1
32	AM/14/301 ..	Tickler assembly	1
33	AM/13/153 ..	Platform plug screw	1
	AM/14/039 ..	" " " washer	1
	AM/14/178 ..	Seating locknut	1
	AM/14/175 ..	" " washer	1



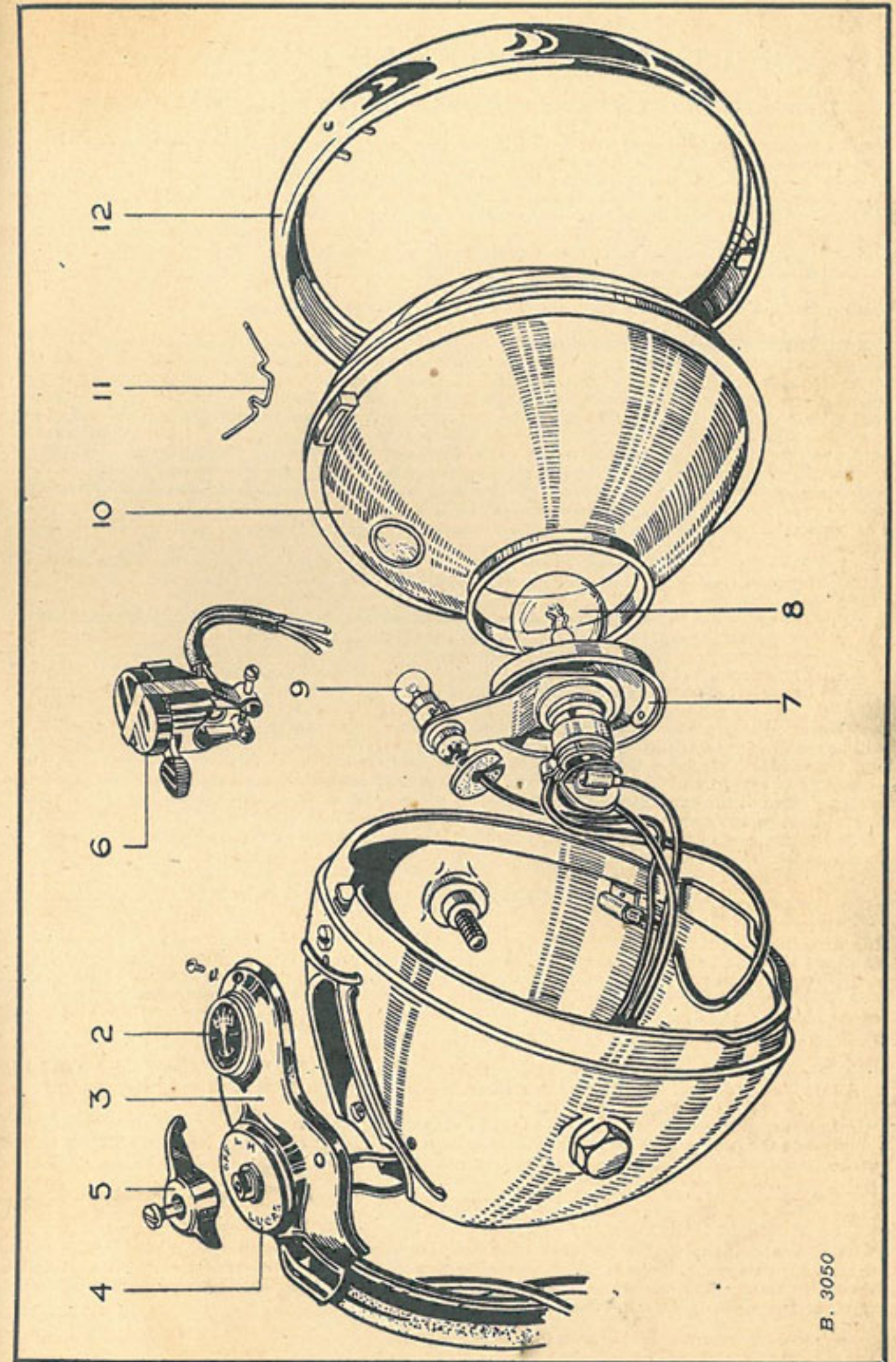
LUCAS "MAGDYNO" EQUIPMENT
WITH 45 WATT DYNAMO.

Illus. No.	No. of part.	Description.	No. per set.
1	LU/46030A	Magdyno, type Mo1/6. L1-0	1
2	LU/460380	Earth brush holder, c/w brush and spring	1
3	LU/451323	" " and spring..	1
4	LU/463066	Pickup assembly	1
5	LU/451260	" brush and spring	1
6	LU/M3156/4	" cable nut	1
7	LU/185008	Cable end spring washer	1
8	LU/455622	Pickup seating washer	1
9	LU/189294	Drive end ball bearing	1
10	LU/189291	C/B. " "	1
11	LU/462863	Pair of gears	1
12	LU/M3207/2	Terminal screw	1
13	LU/463107	Control parts, sets	1
14	LU/M2646/1	Jump ring for cam	1
15	LU/M2648/1	C/B. cover	1
16	LU/484098	Contact set	1
17	LU/M2687/1	Tappet	1
	LU/M3517/1	Strap, securing dynamo	1
	LU/200609	Cover band assembly	1
	LU/189210	Bearing C/E.	1
	LU/200737	Brushes, set	1
	LU/220197	Springs, brush, set	1
	LU/200354	Cover, commutator end	1
	LU/200732	Bolt, through fixing	1
	LU/37097A	Lighting and charging circuit cable	2
	251	Control box, type MCR2	A/R
	26998	" " fixing screw	1
	27916	" " nut	2
	LU/390723	" " washer	2
	LU/RUW7E-6	Terminal clamping plate assembly c/w screws	1
	LU/RUP7E-6	Battery, 6 volt, 12 a.h. (wet)	1
	27036	" " (dry)	1
	LU/S2171/1B	" distance piece	1
	LU/701405	Moulded cover	1
	LU/761264	Horn HF1235	1
	LU/701641	" Switch	1
		Bracket	1



LUCAS LAMPS

Illus. No.	No. of part.	Description.	No. per set
HEAD LAMP			
	LU/SSU700P/50788B	Headlamp assembly	1
2	LU/36084	Ammeter	1
3	LU/30917	Panel complete	1
4	LU/351551	Lighting switch	1
5	LU/351567	Handle, with fixing screw ..	1
6	LU/380521	Dipper switch	1
7	LU/516368	Backshell assembly	1
	LU/504801	Main bulb holder assembly ..	1
8	LU/169	Main bulb	1
9	LU/988	Pilot bulb	1
10	LU/516364	Unit Light	1
11	LU/504665	Wire, glass fixing	4
12	LU/553248	Front rim assy.	1
TAIL LAMP			
	LU/53009A	Tail lamp complete, MT110 ..	1
	LU/200	Bulb	1
	LU/106464	Screw	3
	LU/165334	Nut	3



B. 3050

CONDITIONS OF SALE AND GUARANTEE

The following is a copy of the Guarantee given by dealers in Royal Enfield Motor Cycles :

We give the following Guarantee with our Motor Cycles, Motor Cycle Combinations and Sidecars, which is given in place of any implied conditions, warranties or liabilities whatsoever, statutory or otherwise, all such implied conditions, warranties and liabilities being in all cases excluded. Any statement, description, condition, or representation contained in any catalogue, advertisement, leaflet or other publication shall not be construed as enlarging, varying or over-riding this guarantee.

In the case of machines (a) which have been used for " hiring out " purposes or (b) any motor cycle and/or sidecar used for any dirt track, cinder track, or grass track racing or competitions or any competitions of any kind within an enclosure for which a charge is made for admission to take part in or view the competition or (c) machines from which the trade mark, name or manufacturing number has been removed, no guarantee of any kind is given or is to be implied.

WE GUARANTEE, subject to the conditions mentioned below, that all precautions which are usual and reasonable have been taken by us to secure excellence of materials and workmanship, but this guarantee is to extend and be in force for six months only from the date of purchase, and damages for which we make ourselves responsible under this guarantee are limited to the free supply of a new part in exchange for the part of the motor cycle, motor cycle combination or sidecar which may have proved defective. We do not undertake to replace or refix, or bear the cost of replacing or refixing, such new part in the motor cycle, motor cycle combination or sidecar. We undertake, subject to the conditions mentioned below, to make good at any time within six months any defects in these respects. As motor cycles, motor cycle combinations and sidecars are easily liable to derangement by neglect or misuse this guarantee does not apply to defects caused by wear and tear, misuse or neglect. The term " misuse " shall include amongst others the following acts :—

1. The attaching of a sidecar to the motor cycle in such a manner as to cause damage calculated to render the latter unsafe when ridden.
2. The use of a motor cycle or of a motor cycle and sidecar combined, when carrying more persons or a greater weight than that for which the machine was designed by the manufacturers.
3. The attaching of a sidecar to a motor cycle by any form of attachment not provided, supplied or approved by the manufacturers or to a motor cycle which is not designed for such use.

Any motor cycle or motor cycle combination or sidecar sent to us to be plated, enamelled or repaired will be repaired upon the following conditions, *i.e.*, we guarantee that all precautions which are usual and reasonable have been taken by us to secure excellence of materials and workmanship, such guarantee to extend and be in force for three months only from the time such work shall have been executed or until the expiration of the six months above referred to, and this guarantee is in lieu and in exclusion of any common law or statute warranty or condition, and the damages recoverable are limited to the cost of any further work which may be necessary to amend and make good the work found to be defective.

CONDITIONS OF GUARANTEE

If a defective part should be found in our motor cycles, motor cycle combinations or sidecars, or in any part supplied by way of exchange before referred to, it must be sent to us CARRIAGE PAID and accompanied by an intimation from the owner that he desires to have it repaired or exchanged free of charge under our guarantee, and he must also furnish us at the same time with the number of the machine, the date of the purchase, or the date when the alleged defective part was exchanged as the case may be.

Failing compliance with the above, such articles will lie here AT THE RISK OF THE OWNER and this guarantee and any implied guarantee, warranty or condition shall not be enforceable.

We do not guarantee specialities such as tyres, saddles, chains, lamps, etc., or any component parts supplied to the order of the purchaser differing from standard specifications supplied with our motor cycles, motor cycle combinations, sidecars or otherwise.

NOTICE.

We do not appoint agents for the sale on our behalf of our motor cycles or other goods, but we assign to motor cycle Dealers, areas in which we supply to such Dealers exclusively for re-sale in such areas. No such Dealer is authorised to transact any business, give any warranty, make any representation or incur any liability on our behalf.