



ALL MODELS

SERVICE TOOLS CATALOGUE





This catalogue has been compiled in order to assist both the Dealer and Customer in obtaining workshop service tools. Many new tools are available, mainly due to the introduction of two new models. Most tools listed

under "61-" and "D" prefixes have been designed so that they can be used for both current and older machines. Where this occurs the original part number employing a "Z" prefix appears in the index under the heading "number superseded".

engine

gearbox & transmission

forks

frame

wheels

Machine designations which appear in the index under the heading "model" are explained below:—

- A 199 cc. T.20 Tiger Cub All Models.
- B 500/650 cc. Pre-unit construction 1947/1962 and all 650 cc. after engine number DU 101.
- C 350/500 cc. Unit construction after engine number H.101.
- TR25W 250 cc. Trophy All Models.
- T.150 750 cc. Trident All Models.

PART No.	DESCRIPTION OF TOOL	NUMBER SUPERSEDED	MODEL	FIG. No.
Z13	Clutch locking plate		BC	64
Z19	Stanchion extractor plug CEI		ABC	81
Z22	Piston ring assy. collar 71 mm.		B	1
Z55	Reamer (camshaft)		B	2
Z56	Arbor (for above)		B	2
Z63	Gearbox nut spanner		B	65
Z73	14 mm. Plug tap		T150 ABC TR25	3
Z79	Timing pinion punch		BC	4
Z104	Fork combination spanner		A	82
Z110	Rocker spindle oil seal compressor		A	5
Z120	Balance weights 595 grms.		B	6
Z122	Balance weights 490 grms.		C	6
Z125	Bearing locking ring spanner		A	99
Z127	Fork stanchion extractor		BC	83
Z128	Line reamer arbor		C	7
Z130	Piston ring assy. collar 350 c.c.		C	1
Z132	Piston ring assy. collar 500 c.c.		C	1
Z133	Compensating sleeve		C	8
Z134	Reamer and collars		C	9
Z135	Distributor gear extractor		A	10

PART No.	DESCRIPTION OF TOOL	NUMBER SUPERSEDED	MODEL	FIG. No.
Z137	Oil seal extractor		B C	11
Z138	Balance weight 689 grms.		B	6
Z139	Crankshaft pinion extractor		A	12
Z161	Fork assy. tool CE1		A B C	84
Z162	Bearing outer race removal tool		B	13
Z167	Crankcase assy. tool		TR25	14
Z168	Contact breaker oil seal spreader		TR25	15
D220	Fork combination spanner		A B C	85
D398	Timing pinion extractor		A	16
D400	Clutch extractor		A	66
D484	C.B. extractor up to DU66246	Z141	B C	17
D485	C.B. extractor 4CA	Z142	A	18
D486	Oil seal spreader	Z143	A B C	19
D496	Primary chain tensioner tool		B	67
D526	Extractor Main Bearing	Z146	A	20
D527	Fork sleeve nut spanner		B C	86
D541	Crankpin extractor and replacer	Z101	A	21
D571	T.D.C. Tool body CE1		B C TR25	22
D572	T.D.C. Tool plunger		B C TR25	22
D605	Timing disc		A B C TR25	23
D606	Timing disc shaft		A B C TR25	24
D607	Inner clamping washer		A B C TR25	25
D608	Outer clamping washer		A B C TR25	26
D653	T.D.C. tool body after H49833		C	27
D654	T.D.C. plunger after H49833		C	28
D662/3	Clutch extractor CE1	DA50	B C TR25	68
D779	Fork spanner after DU68362		T150 B C	87
D782	C.B. cam extractor 6CA	61-6030	T150 B C	29
D1810	Camshaft oil seal spreader		T150	30
D1825	Timing plate		B C	31
D1832	Valve seat cutter 45° Ex.		T150 A B C TR25	32
D1833	Valve seat cutter 45° In.		T150 C B	32
D1834	Blending cutter		A B C	33
D1835	Blending cutter		T150 C B TR25	33
D1836	Blending cutter		T150 C B	33
D1858	T.D.C. Locator assy.	D1808, D1809	T150	34
D1860	Clutch extractor assy. UNF	D780, D781	T150	69
D1861	Clutch extractor assy. UNF		B C	70
D1862	Shock absorber hub extractor	D1811, D1812	T150	71
D1863	Arbor pilot assy.		T150 A B C TR25	35
D1865	Carb. slide assy. tool		T150	36
D2135	Oil pressure release valve spanner		T150	37
D2195	T.D.C. tool body UNF		B C TR25	38
D2211	Crankcase baffle (front)		T150	39
D2212	Crankcase baffle (rear)		T150	39
D2213	Camshaft pinion extractor assy.	Z89, Z144, Z145	T150 B C	40
D2217	Cam pinion replacer adaptor UNF		T150 B C	41
D2218	Steering cone fitting tool	Z24	T150 A B C TR25	88
D2221	Oil seal compressor	Z111	T150 B C	42
61-3005	Fork oil seal holder removal tool		TR25	89
61-3006	Fork oil seal extractor		TR25	90
61-3007	Fork oil seal extractor		TR25	91
61-3063	Steering head cup extractor		TR25	92
61-3350	Fork leg assy. and removal tool		TR25	93
61-3382	Valve guide punch		TR25	43
61-3583	Clutch sleeve extractor		TR25	72
61-3682	Piston ring clamp		TR25	44
61-3694	Bearing locking ring spanner	Z76	T150 A B C TR25	100
61-3765	Fork damper recovery tool		TR25	94
61-3774	Clutch locking tool		TR25	73
61-3805	Idler Bush Reamer		TR25W	45
61-3808	Universal puller		T150, A B C TR25	46
61-3809	Crankshaft balance weight		TR25	47
61-3816	Contact breaker cam extractor		TR25	48
61-3819	Crankshaft pinion cap		TR25	49
61-3824	Fork leg remover and replacer	Z169	T150 B C TR25	95
61-6002	Engine lifting attachment		T150	50
61-6008	Tappet guide block punch	Z23	T150 B C	51
61-6010	High gear bush reamer	Z46	T150 B C	74
61-6016	Tappet block punch adaptor		T150	52
61-6017	Fork sleeve nut spanner	Z174	T150 A B C TR25	96
61-6019	Crankshaft pinion extractor	Z121	T150 B C	53
61-6020	Outer bearing drift T.S.	Z178	T150	54
61-6021	Bearing drift D.S.	Z179	T150 B	55
61-6024	Crankshaft pinion replacement guide and drift	Z182	T150	56
61-6025	Fork alignment jig	Z103	T150 A B C TR25	97
61-6026	Gearbox high gear bearing drift	Z184	T150 B	75
61-6031	Piston ring slipper		TR25	57
61-6042	Clutch alignment jig		T150	76
61-6045	Crankcase parting tool	Z165	TR25	58
61-6046	Engine and gearbox sprocket extractor	Z151	T150 B C TR25	77
61-6050	Swinging arm bush punch	Z164	T150 TR25	98
61-6051	Oil seal protector (shock absorber)		T150	78
61-6052	Piston ring clamp		T150	59
61-6059	Tappet block drill rig		T150	60
61-6060	Extractor for D.S. main bearing outer spool		C	61
61-6061	Gearbox sprocket nut spanner	D1814	T150	79
61-6062	Front brake plate nut box spanner	D1815	T150 B C	101
61-6063	Valve guide extractor and replacer	Z16	T150 A B C TR25	62
61-6070	Clutch hub locking tool	D1846	T150	80
CP207	Stroboscope kit		T150 A B C TR25	63



engine



fig. 1 Z22,Z130,Z132

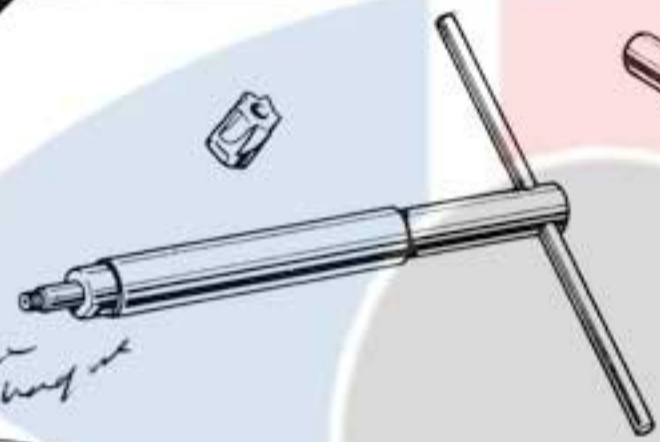


fig. 2 Z55,Z56

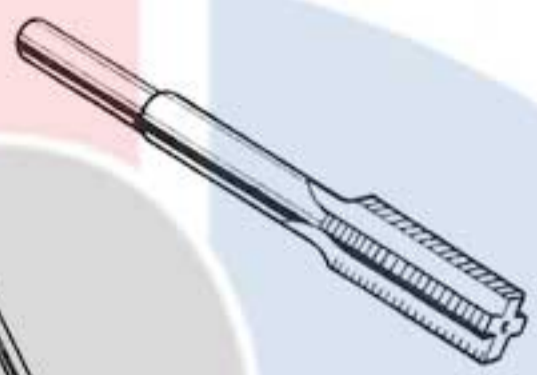


fig. 3 Z73



fig. 4 Z79



fig. 5 Z110



fig. 6 Z120,Z122,Z138

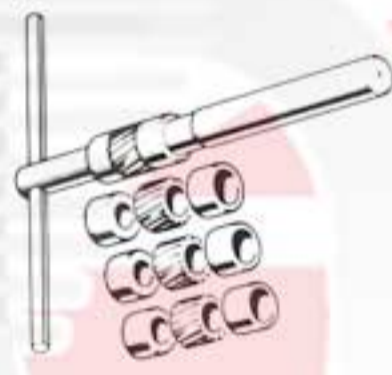


fig. 7 Z128



fig. 8 Z133



fig. 9 Z134



fig. 10 Z135



fig. 11 Z137



fig. 12 Z139



fig. 13 Z162



fig. 14 Z167



fig. 15 Z168



fig. 16 D398





engine



fig. 17 D484

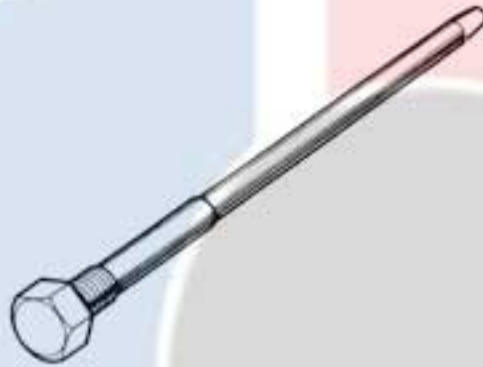


fig. 18 D485



fig. 19 D486

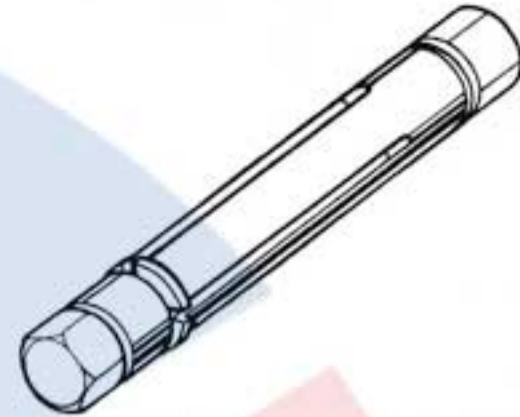


fig 20 D526

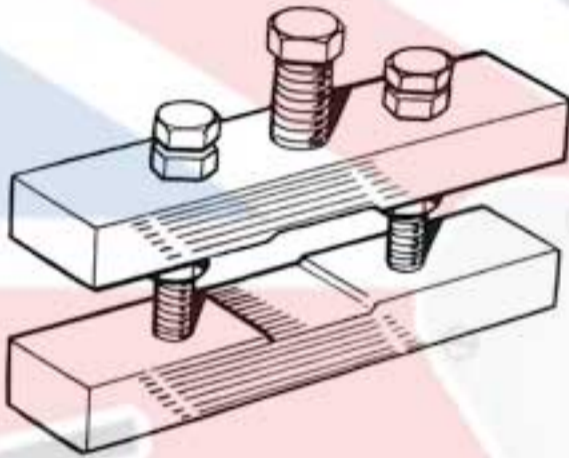


fig. 21 D541



fig. 22 D571/72

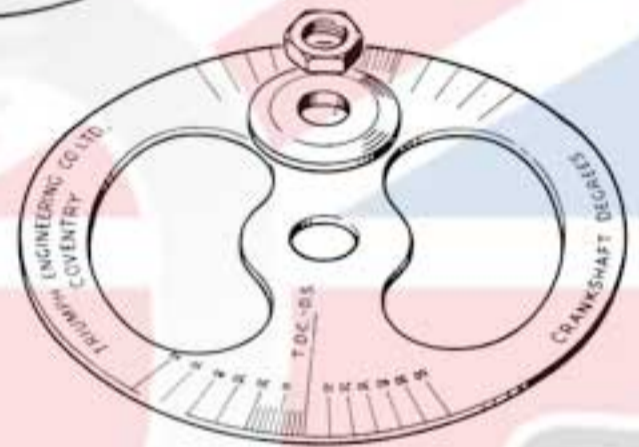


fig. 23 D605



fig. 24 D606



fig. 25 D607



fig. 26 D608



fig. 27 D653



fig. 28 D654



fig. 29 D782



fig 30 D1810



engine



fig. 31 **D1825**



fig. 32 **D1832/33**

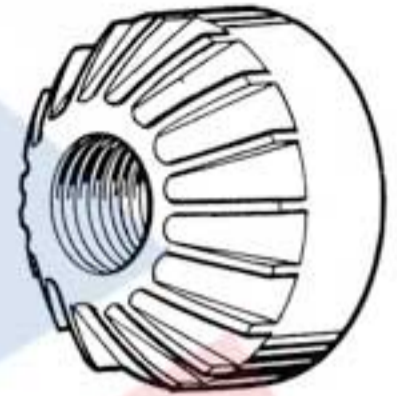


fig. 33 **D1834,35,36**

Federtrieb

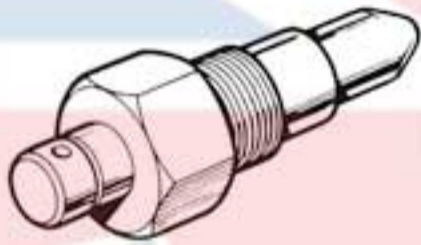


fig. 34 **D1858**



fig. 35 **D1863**



fig. 36 **D1865**



fig. 37 **D2135**



fig. 38 **D2195**



fig. 39 **D2211/12**

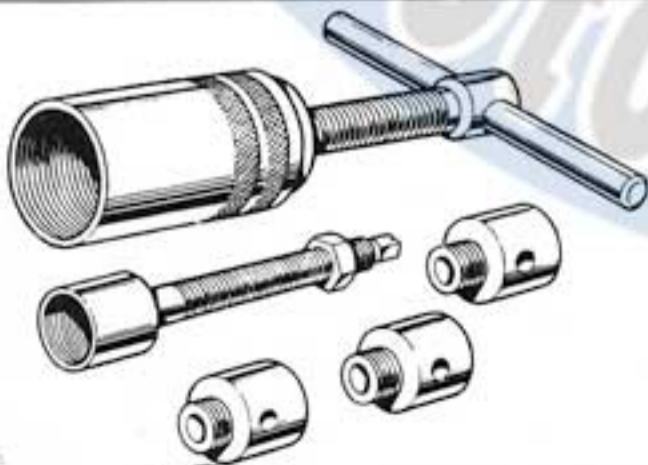


fig. 40 **D2213**



fig. 41 **D2217**



fig. 42 **D2221**



engine



fig. 43 61-3382

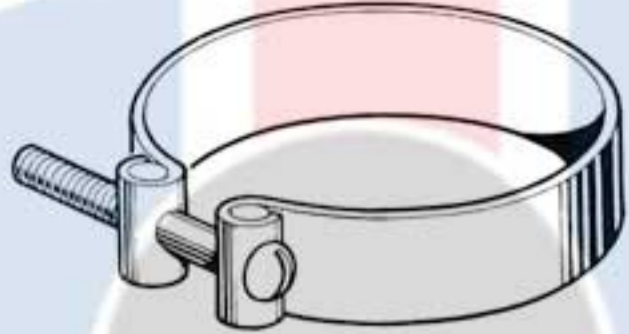


fig. 44 61-3682

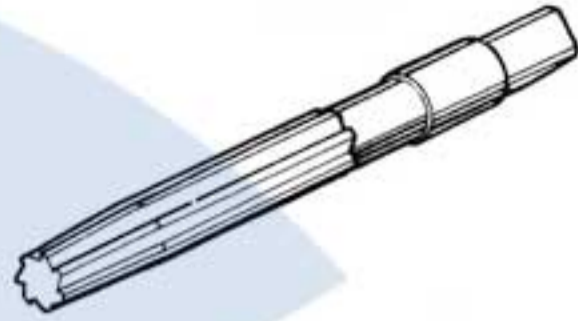


fig. 45 61-3805



fig. 46 61-3808



fig. 47 61-3809



fig. 48 61-3816



fig. 49 61-3819



fig. 50 61-6002



fig. 51 61-6008

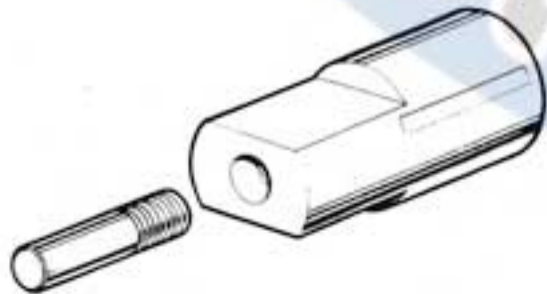


fig. 52 61-6016



fig 53 61-6019



fig 54 61-6020



engine



fig. 55 61-6021

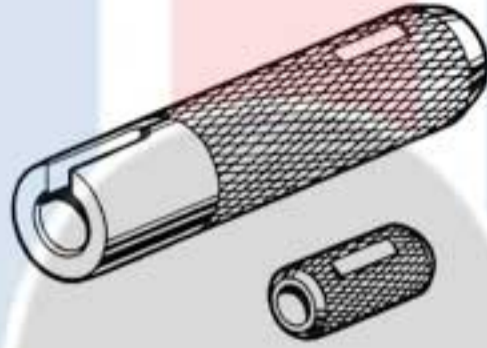


fig. 56 61-6024

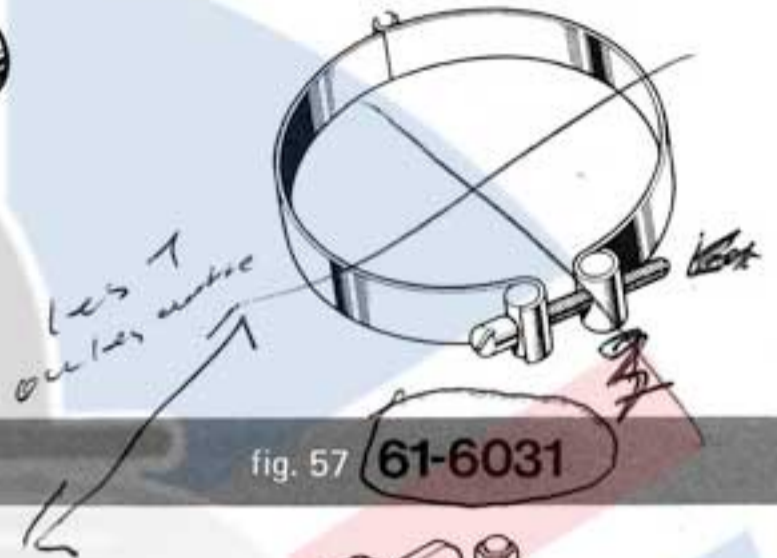


fig. 57 61-6031



fig. 58 61-6045

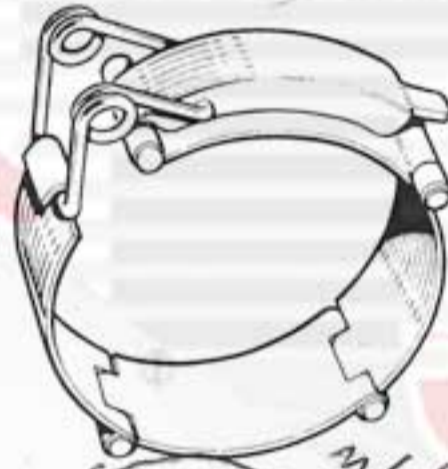


fig. 59 61-6052

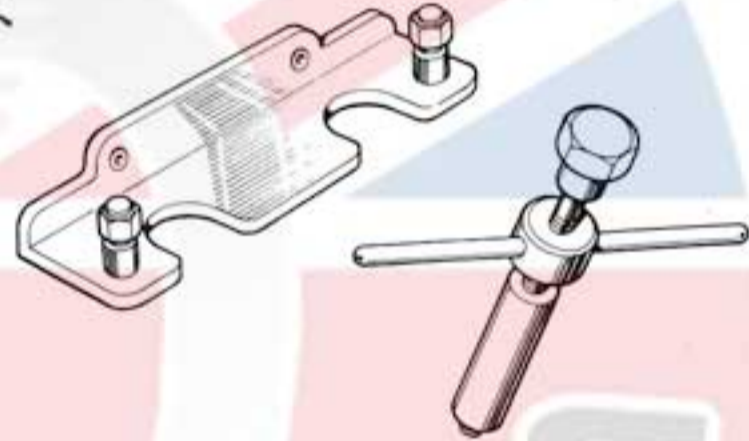


fig. 60 61-6059

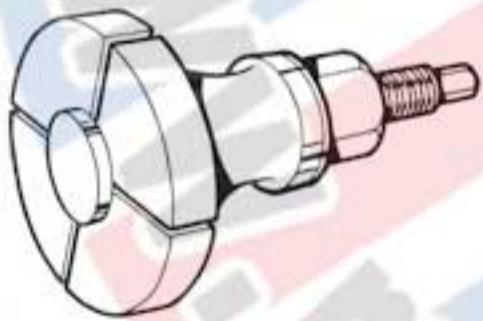


fig. 61 61-6060



fig. 62 61-6063

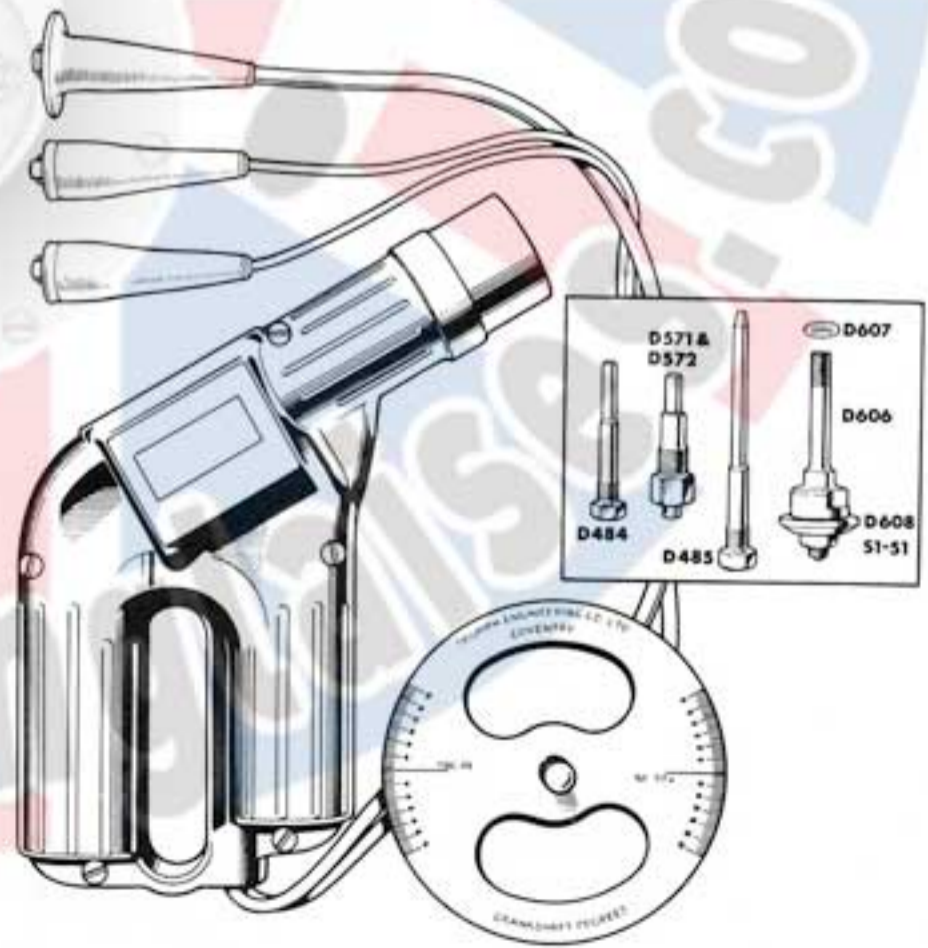



fig. 63 CP 207



gearbox & transmission

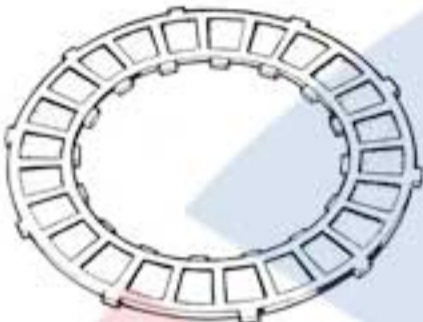


fig. 64 Z 13



fig. 65 Z63

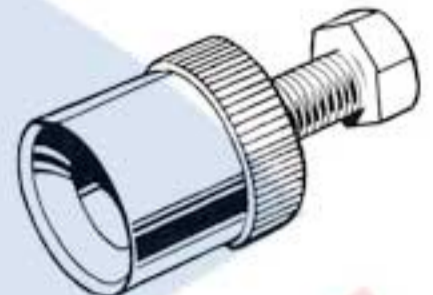


fig. 66 D400



fig. 67 D496



fig. 68 D662/3



fig. 69 D1860



fig. 70 D1861



fig. 71 D1862



fig. 72 61-3583

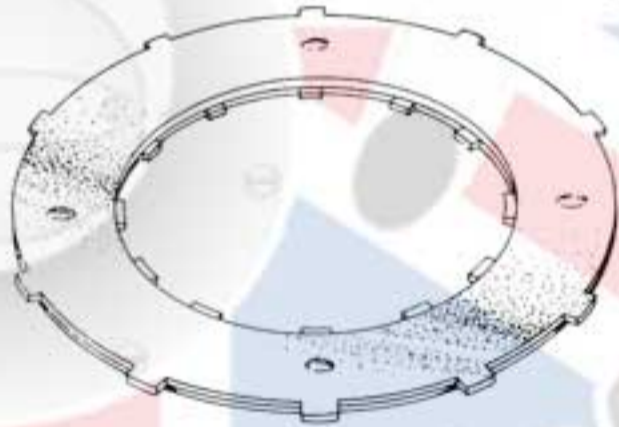


fig. 73 61-3774



fig. 74 61-6010



fig. 75 61-6026

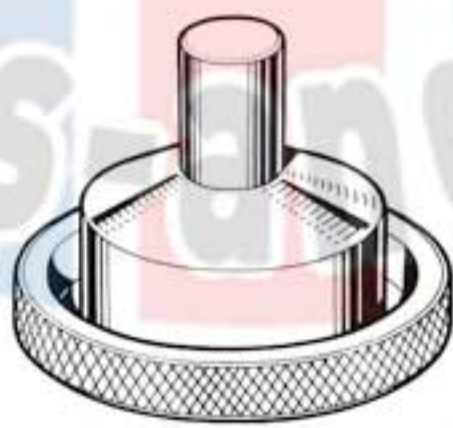



fig. 76 61-6042



fig. 77 61-6046



gearbox & transmission

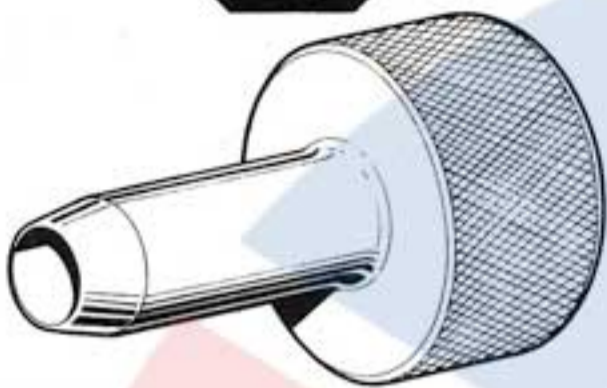


fig. 78 **61-6051**




fig. 79 **61-6061**

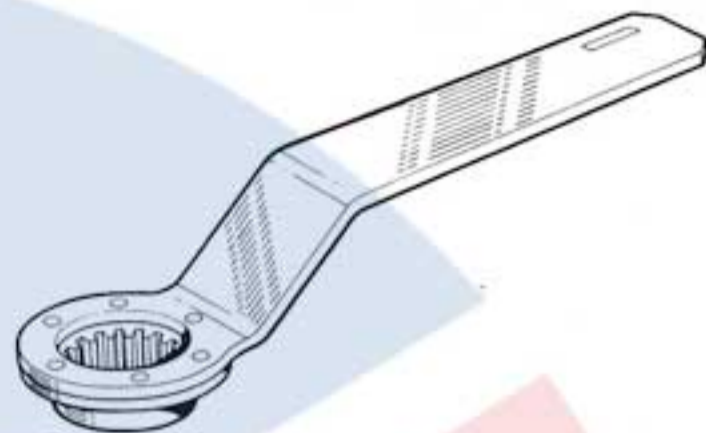


fig. 80 **61-6070**

forks



fig. 81 **Z19**

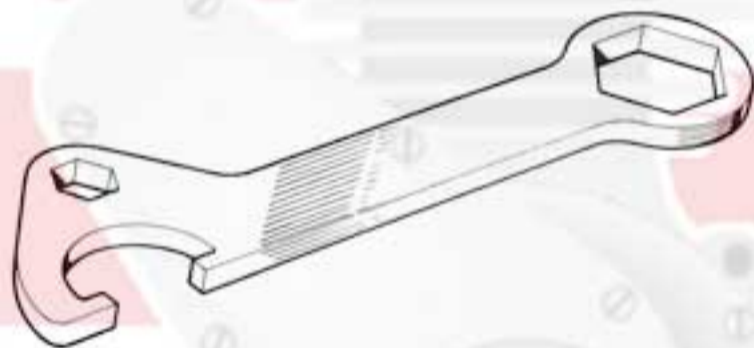


fig. 82 **Z104**

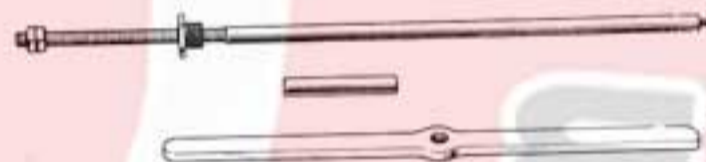


fig. 83 **Z127**



fig. 84 **Z161**



fig. 85 **D220**



fig. 86 **D527**

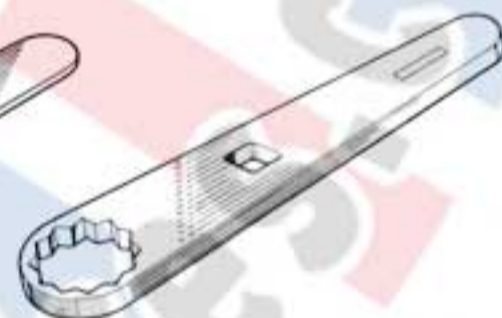


fig. 87 **D779**



fig. 88 **D2218**



fig. 89 **61-3005**



fig. 90 **61-3006**



fig. 91 **61-3007**

forks

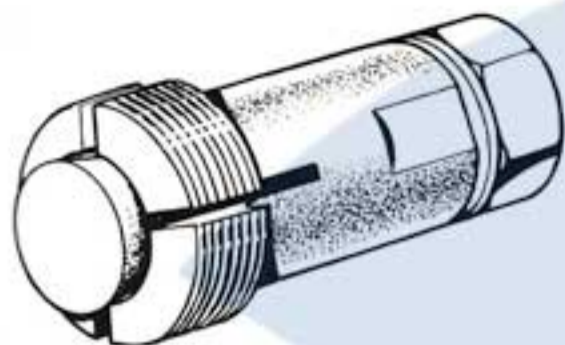


fig. 92 61-3063

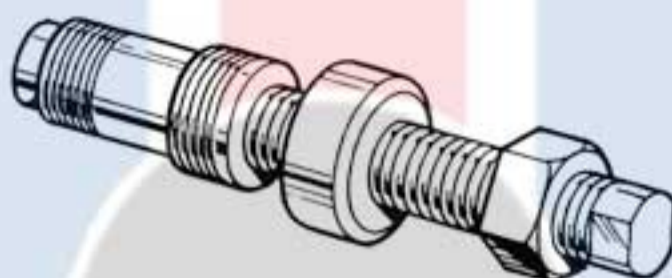


fig. 93 61-3350



fig. 94 61-3765



fig. 95 61-3824



fig. 96 61-6017

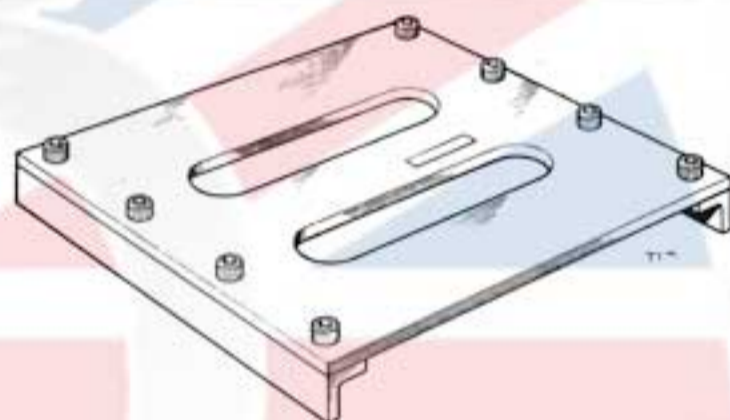


fig. 97 61-6025



frame



fig. 98 61-6050

wheels



fig. 99 Z125



fig. 100 61-3694

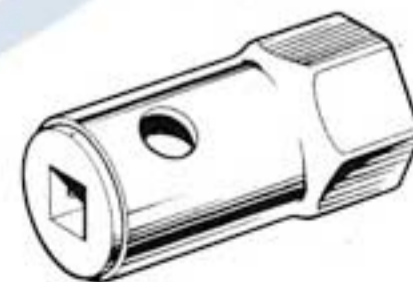


fig. 101 61-6062